



Table of Contents

1. Overview	2. BASIC Scores History
3. BASIC Measures	4. KPI: BASIC Measures by Cargo Group
5. Estimated ISS Score	6. Investigation Results
7. Penalties History	8. Acute Critical Violations
9. Red Flag Violation Details	10. DOT Registration Information
11. DOT MCS-150 History	12. Crash Summary
13. Inspection Summary	14. KPI: Inspection Viol OOS Rates by Cargo Group
15. FHWA Registration Information	16. FHWA Insurance Information
17. FHWA Authorities	18. Severe Violations
19. Violation Report	20. Violation Summary
21. Violation Enforcement Chronology	22. Inspection Violations & OOS Counts
23. Radius Of Operation	24. Inspection & Crash Locations
25. Cargo Hot Spots	26. Inspection Violations & OOS Chronology
27. Percent of Insp & Crash by State	28. VIN Insp Summary by State
29. Violations By Unit Type	30. Inspection/Crash Map
31. Equipment Ownership	32. Equipment Details
33. Vehicle Age	34. States of Power Unit Registrations
35. Equipment Acquisitions	36. Driver Details
37. Shared VIN Summary	38. Shipper Table
39. Safety Summary	40. Safety Details
41. Crash Detail Color Coded PDF	42. Inspections with Shared Equipment
43. Inspection Tabular Details	44. Inspection Summary By Month
45. VIN Inspection Violation Details	46. Inspection History
47. Crash Hot Spots	48. DOT MCS-150 History Equipment and Driver Details
49. Chameleon	



Business Address

750 LARCH ST APT F
 TIPP CITY, OH
 45371

Contact Info

(937)-597-2940
 GOLDENGATETRANS2026@GMAIL.COM

FHWA Address

750 LARCH ST APT F
 TIPP CITY,OH,45371
 Phone:(937)-597-2940

Mailing Address

750 LARCH ST APT F
 TIPP CITY, OH
 45371-2868

Overview [ToC](#)

Operating Status: NOT AUTHORIZED *Please Note: NOT AUTHORIZED does not apply to Private or Intrastate operations.
 2 other companies viewed this DOT in the past two months
Crash/PU ratio: 0.0%
Clean Inspection ratio: No inspections

Estimated BASIC Scores

	Unsafe Driving	Hours of Service	Driver Fitness	Controlled Sub. and Alcohol	Vehicle Maintenance	HM Compliance	Crash
Relative Scores	No data						
Alert Status	No data						



Estimated Inspection Selection System (ISS) Score: 65
Category: Optional Inspect

* The Estimated ISS score is based on Insufficient Data Algorithm *

BASIC Scores History [ToC](#)

No Data

BASIC Measures: Violation Points per Inspection Trends [ToC](#)

No inspection violations

BASIC Measures * - Table [ToC](#)

UD-Unsafe Driving, HOS-Hours of Service, DF-Driver Fitness, CS-Controlled Substances, VM-Vehicle Maintenance



KPI: BASIC Measures by Fleet Size and Cargo Group ToC

Fleet Size: 1-5 PUs														
Cargo Group (Companies)	Unsafe Driving		Hours of Service		Driver Fitness		Controlled Substance		Vehicle Maintenance		HM Compliance		Crash	
	Avg.	Comp. to Avg.	Avg.	Comp. to Avg.	Avg.	Comp. to Avg.	Avg.	Comp. to Avg.	Avg.	Comp. to Avg.	Avg.	Comp. to Avg.	Avg.	Comp. to Avg.
Bulk Goods (243112)	0.73	Better	0.19	Better	0.14	Better	0.01	Better	1.69	Better	0.01	Better	0.06	Better
General Freight (483011)	0.75	Better	0.20	Better	0.22	Better	0.01	Better	1.89	Better	0.01	Better	0.06	Better
Refrigerated (59533)	1.49	Better	0.52	Better	0.18	Better	0.01	Better	2.74	Better	0.01	Better	0.11	Better
GOLDEN GATE TRANS INC	0		0		0		0		0		0		0	

Estimated ISS Score History

No Data

Estimated ISS Score History - Table ToC

Date	Estimated ISS Score	Recommendation	Algorithm
------	---------------------	----------------	-----------

Investigation Results ToC

DOT Number not found on FMCSA

Penalties History ToC

There is a problem with the Penalties data on FMCSA website.

Acute Critical Violations (Based on Investigations as per CSA Methodology Appendix A) ToC

No Data

No red flag violations in the last 24 months

DOT Registration Information: The following information on this specific DOT # is from the Federal DOT (as of Operating Authority)

DOT Registration: 04/17/2026						Total Power Units: 1		Total Trucks: 0		Total Trailers: 0		Total Passenger Vehicles: 0					
Status	Entity Type	Organization Type	Nation	Total Cars	Drivers / CDL Drivers	MCS-150 Date	Op Codes	Shipper Op Codes	Shipper HazMat Op Codes	Latest Review Type	Latest Review Document Number(Date)	MCS-150 Mileage (Year)	Record Update Date	Transports Hazmats	DOT Census Date	Recordable Accident Rate	Preventable Accident Rate
A	C	-		0	1* /	04/16/2026	A				()	()*	04/16/2026			0%	0%
MCS-151 Mileage	Safety Rating (Date)	SEA Accident	SEA Driver	SEA Vehicle	SEA Management												
0	None (None)	0%	0%	0%	0%												
Classification Codes						Cargo Carried (per MCS-150)											
Authorized-For-Hire						General Freight, Fresh Produce, Refrigerated foods											



DOT MCS-150 History ToC			(as of 04/20/2026 DOT census)						
Census Date	MCS-150 Date	MCS-150 Mileage	VMT Year	Power Units	Drivers	Trailers	Company Rep1	Company Rep2	Email
4/20/2026	4/16/2026	0		1	1	-	RANJIT SINGH		GOLDENGATETRANS2026@GMAIL.COM

Crash Summary Chart **ToCCrashes Summary - Chart** (based on all available crash data)

No Data

Crashes Summary - Table (based on all available crash data) **ToC**

	TOTAL	Last 6 months	7-12 months	13-18 months	19-24 months	25-30 months	30-36 months	37-41 months	42-48 months	Over 49 months
Total Reportable	0	0	0	0	0	0	0	0	0	0
Fatalities	0	0	0	0	0	0	0	0	0	0
Injuries	0	0	0	0	0	0	0	0	0	0
Tow Away	0	0	0	0	0	0	0	0	0	0
With Citations	0	0	0	0	0	0	0	0	0	0
Federal Recordable	0	0	0	0	0	0	0	0	0	0
Preventable	0	0	0	0	0	0	0	0	0	0
Crash per Pwr Unit	-	0.0%	0.0%	0.0%	0.0%	0.0%	0.0%	0.0%	0.0%	-

Inspection Summary **ToC**

The following inspection information is based on results for 24 months prior to: 04/29/2026. Please note that the total inspections number is not necessarily the total of the vehicle, driver and hazmat inspections, as one inspection may have included any combination of the below inspections.

Overall	Vehicle	Driver	Hazmat
(Please note that the total inspections number is not necessarily the total of the vehicle, driver and hazmat inspections, as one inspection may have included any combination of the below inspections) Total Inspections: 0 Total Out of Service: 0 Out of Service: 0% National Average: 21.36% Difference: -21.36%	Total Inspections: 0 Total Out of Service: 0 Out of Service: 0.00% National Average: 25.3% Difference: -25.3%	Total Inspections: 0 Total Out of Service: 0 Out of Service: 0.00% National Average: 7% Difference: -7%	Total Inspections: 0 Total Out of Service: 0 Out of Service: 0.00% National Average: 2.17% Difference: -2.17%

KPI: Inspection Viol OOS Rates by Cargo Group **ToC**

Cargo Group	OVERALL		VEHICLE		DRIVER		HAZMAT	
	Average	Compared to Average	Average	Compared to Average	Average	Compared to Average	Average	Compared to Average
GOLDEN GATE TRANS INC	0%		0%		0%		0%	
No data								



FHWA Registration Information: The following data on this Motor Carrier is from the Federal Hwy Administration (as of 4/23/2026)

Docket Number	DOT Number	Company Name	DBA Name	Address	City	State	Country	ZIP Code
MC1816503	4567750	GOLDEN GATE TRANS INC		750 LARCH ST APT F	TIPP CITY	OH	US	45371
Phone Number	Fax Number	Mail Address	Mail City	Mail State	Mail Contry	Mail ZIP Code	Mail Phone Number	Mail Fax Number
(937)-597-2940		750 LARCH ST APT F	TIPP CITY	OH	US	45371-2868		
Date of Last Change	Freight	Passenger	Household Goods	Active Authority	Pending Authority	Revocation Pending Authority		
4/23/2026	Y	N	N	/	/ Common /	/		

Insurance Required (as of 04/30/2026) ToC

Docket Number	Insurance Type	Insurance Required	Insurance on File
MC1816503	BIPD	\$750k	\$0k
MC1816503	Cargo	No	No
MC1816503	Bond	No	No

Active / Pending Insurance (as of 04/30/2026)

No Data

Insurance History (as of 04/30/2026)

No Data for Insurance History (as of 04/30/2026)

FHWA Authorities (as of 04/30/2026) ToC

Docket#	L&I Name	Active Authority	Inactive Authority	Pending Authority	Revocation Pending Authority	Freight	Passenger	Household Goods
MC1816503	GOLDEN GATE TRANS INC			Common /		Yes	No	No

Authority History (as of 04/30/2026)

No Data for Authority History (as of 04/30/2026)

Severe Violations (i.e. those with >= 8 points) - Chart ToC

No Data

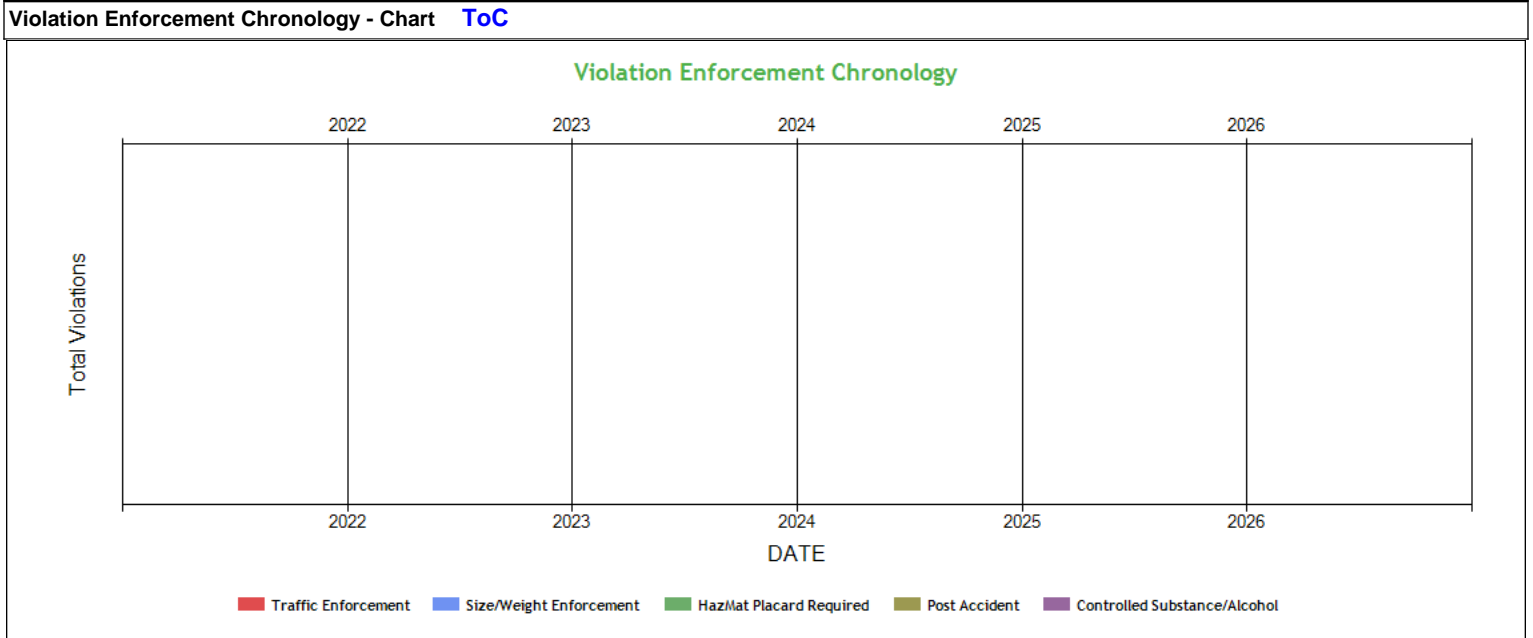
Severe Violations (i.e. those with >= 8 points) - Table

No Data



No data for Violation Report [ToC](#)

No data for Violation Summary

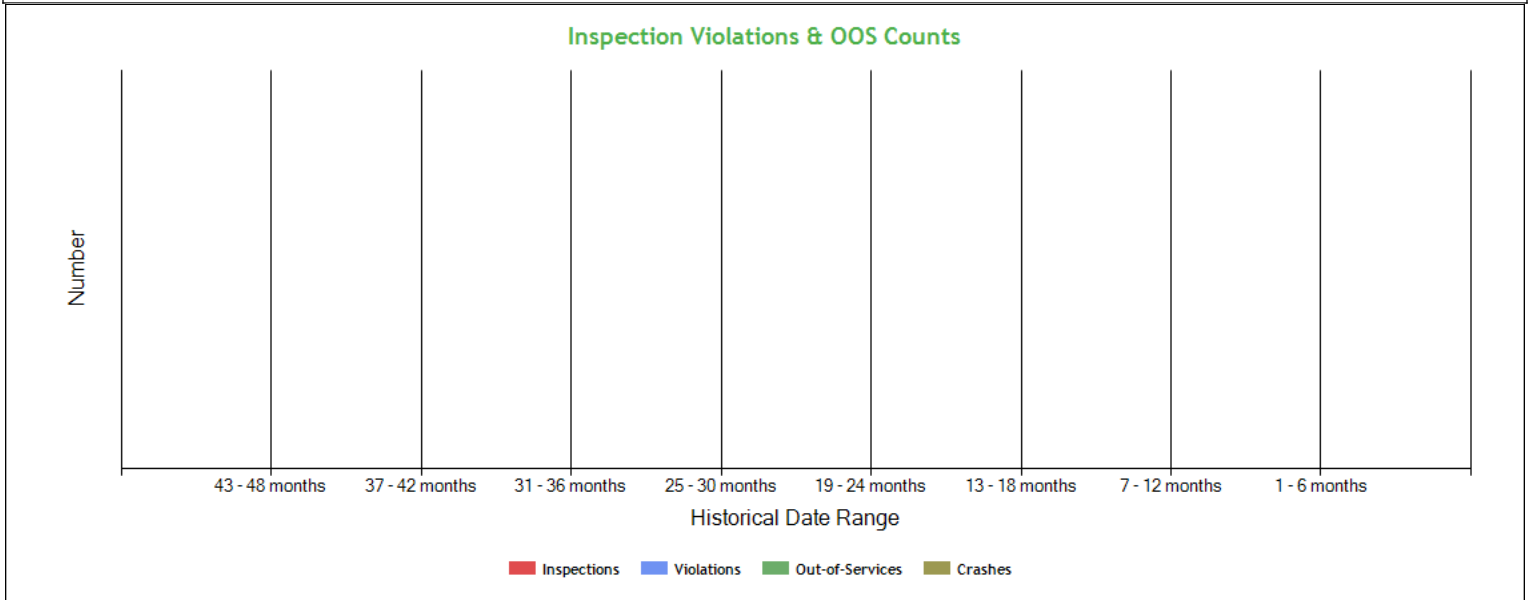


Violation Enforcement Chronology - Table [ToC](#)

	2022	2023	2024	2025	2026
Traffic Enforcement	0	0	0	0	0
Size/Weight Enforcement	0	0	0	0	0
HazMat Placard Required	0	0	0	0	0
Post Accident	0	0	0	0	0
Controlled Substance/Alcohol	0	0	0	0	0



Inspection Violations & OOS Counts - Chart [ToC](#)



Inspection Violations & OOS Counts - Table [ToC](#)

Date Range	Inspections	Violations	Out-of-Services	Crashes
TOTAL	0	0	0	0
1 - 6 months	0	0	0	0
7 - 12 months	0	0	0	0
13 - 18 months	0	0	0	0
19 - 24 months	0	0	0	0
25 - 30 months	0	0	0	0
31 - 36 months	0	0	0	0
37 - 42 months	0	0	0	0
43 - 48 months	0	0	0	0

Radius of Operation (based on Inspections and Crashes during the past 3 years) [ToC](#)

No Data

Inspection & Crash Locations - Chart [ToC](#)

No Data

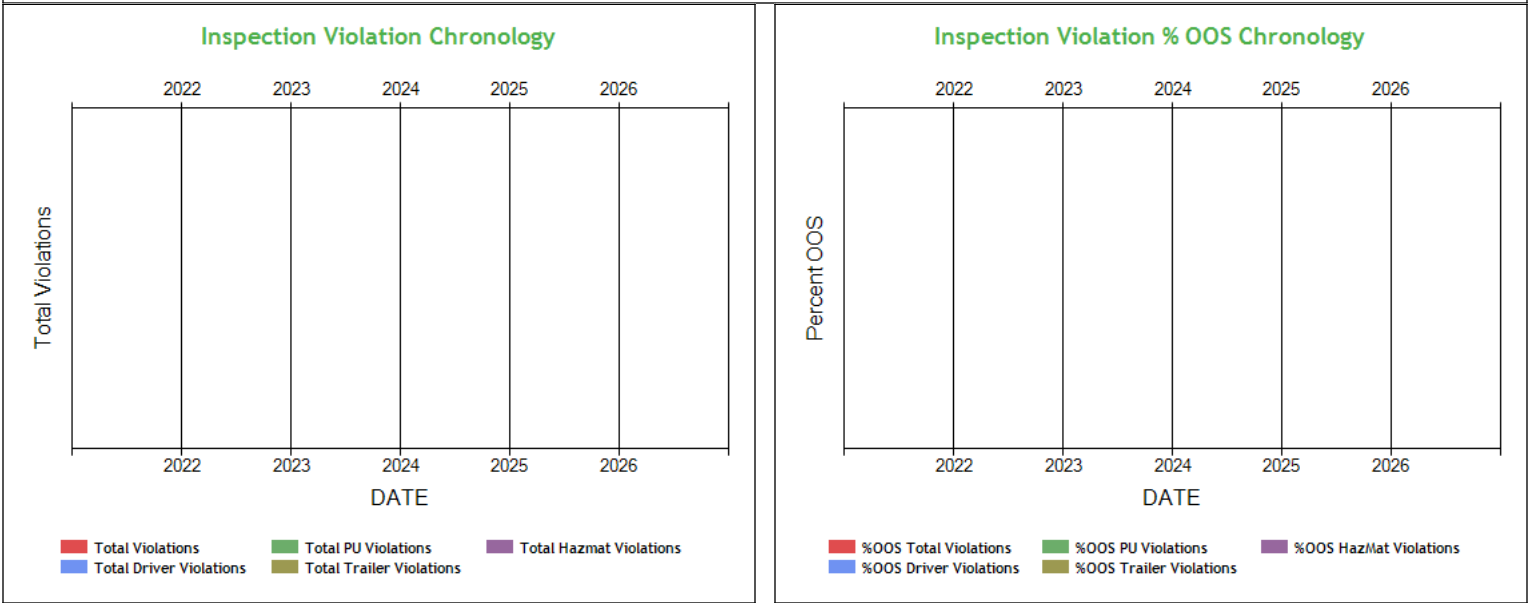
Inspection & Crash Locations - Table [ToC](#)

No Data

No hot spot data in the last 12 months



Inspection Violation % OOS Chronology - Chart ToC



Inspection Violation % OOS Chronology - Table ToC

	2022	2023	2024	2025	2026
Total Violations	0	0	0	0	0
Total Out Of Services	0	0	0	0	0
%OOS Total Violations	0	0	0	0	0
Total Driver Violations	0	0	0	0	0
Total Driver Out Of Services	0	0	0	0	0
%OOS Driver Violations	0	0	0	0	0
Total PU Violations	0	0	0	0	0
Total PU Out Of Services	0	0	0	0	0
%OOS PU Violations	0	0	0	0	0
Total Trailer Violations	0	0	0	0	0
Total Trailer Out Of Services	0	0	0	0	0
%OOS Trailer Violations	0	0	0	0	0
Total Hazmat Violations	0	0	0	0	0
Total Hazmat Out Of Services	0	0	0	0	0
%OOS HazMat Violations	0	0	0	0	0

Percent of Insp & Crash by State - Chart ToC

No Data

Percent of Insp & Crash by State - Table (based on Inspection data from the last 4 years) ToC

State	Inspections		Violations		Out-of-Services		Crashes	
	Total	Percent	Total	Percent	Total	Percent	Total	Percent
	0	100	0	100	0	100	0	100

VIN Insp Summary by State (based on inspection from the last 2 years) ToC



Carrier Software
1-800-646-5152
info@CarrierSoftware.com

CONFIDENTIAL - Intended for use by Amerigo Insurance Agency - Date: 4/30/2026

GOLDEN GATE TRANS INC - DOT# 4567750

No data

Violations By Unit Type ToC
of Violations: 0 Total Severity: 0



INSPECTION/CRASH MAP ToC

No data

Equipment Ownership ToC Equipment Ownership (based on MCS-150 dated 4/16/2026)					
	Trucks	Tractors	Trailers	Motor Coaches	Vans
Owned	0	0	0	0	0
Term Leased	0	0	0	0	0
Trip Leased	0	0	0	0	0
Total No.	0	0	0	0	0

No Equipment Details data

No Vehicle Age data

States of Power Unit Registrations (based on Inspection results for the last 4 years) ToC

No Data

Equipment Acquisitions ToC
 Something went wrong while generating Equipment Acquisitions

Driver Details ToC Driver Details (based on MCS-150 dated 4/16/2026)			
	Within 100 mi	Beyond 100 mi	TOTAL
# Drivers Interstate	0	0	0
# Drivers Intrastate	0	0	0
TOTAL	0	0	/

Avg. # Trip Lease Drivers/Mo: 0 # Drivers Grand Total: 1 # Drivers Commercially Licensed: 0

Shared VIN Summary ToC

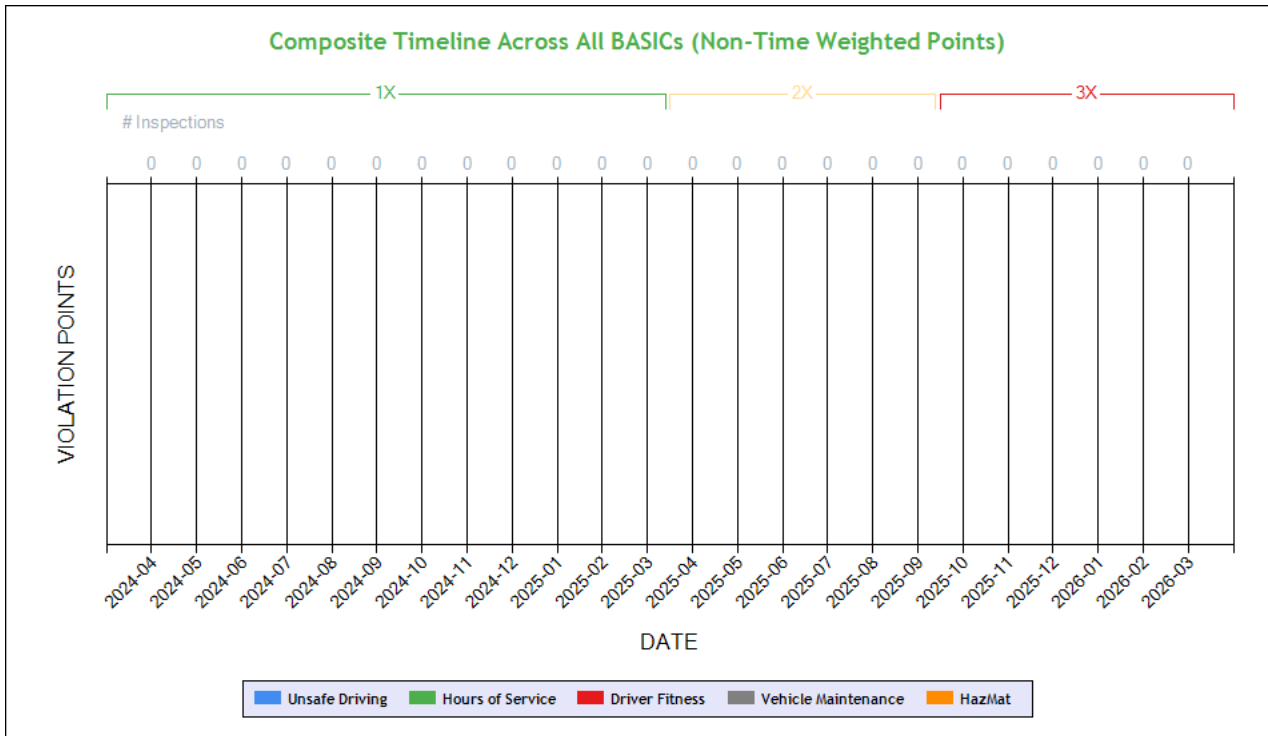
No Data

SHIPPERS DETAIL ToC based on Inspection results for the last 4 years

No Data



Carrier Underwriting Report Safety Summary ToC



Time-Weighted Violation Points - no data available to draw a chart

Time-Weighted Violation Points by Vehicle - no data available to draw a chart

See the Excel file for the complete analysis

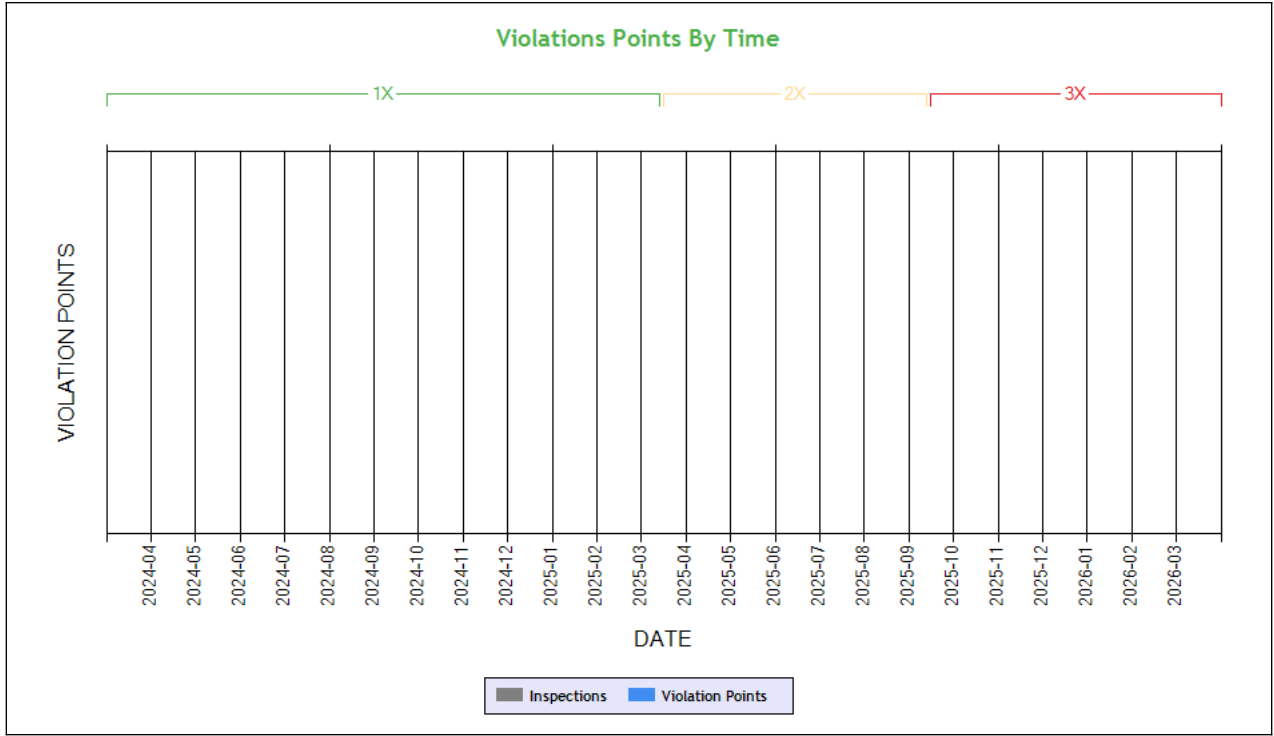
Violations is in (1-6/7-12/13-24mo)

Shaded = Out Of Service Violation		
Violation Group		
Violation Description	Total Time-weighted Points by VIN	% of Total Time-weighted Points by VIN
Driver Resp		
Total Time-weighted Points		
% Total Time-Wt Pts		



SAFETY ANALYSIS ToC

Unsafe Driving



Time-Weighted Violation Points - no data available to draw a chart

Time-Weighted Severity Points by Vehicle - no data available to draw a chart

See the Excel file for the complete analysis

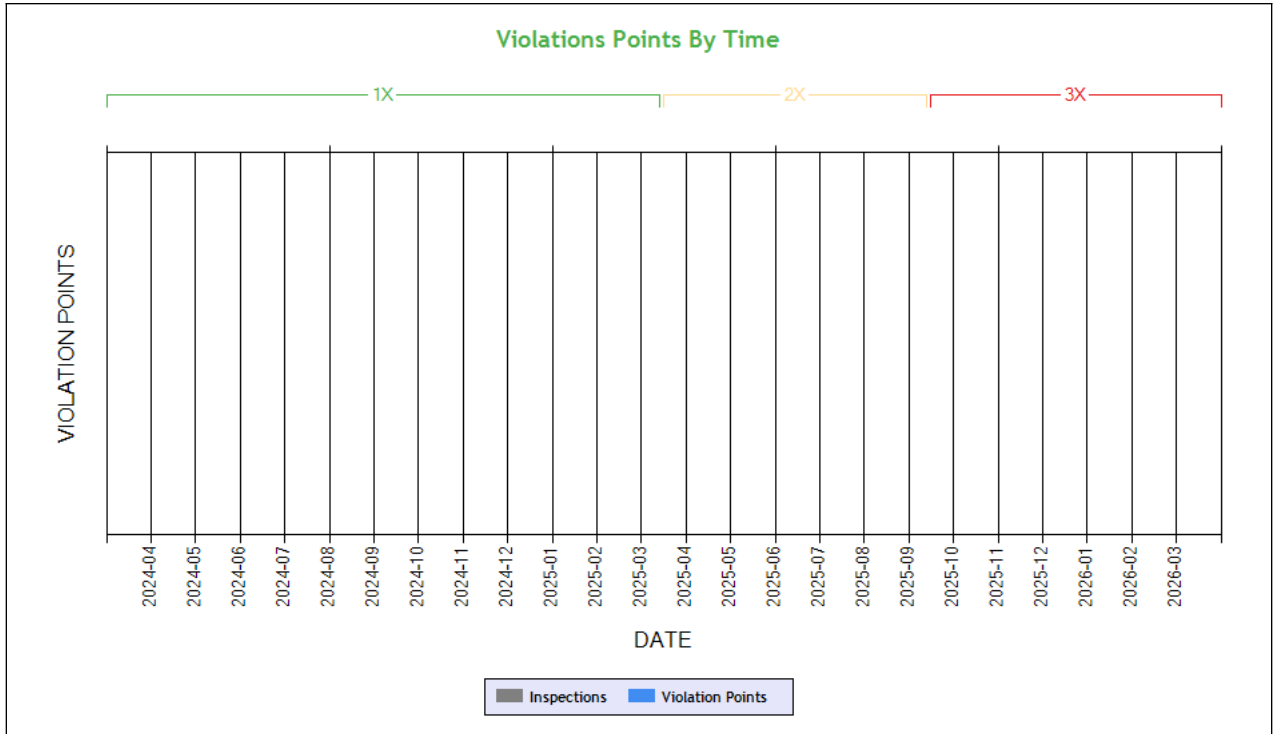
Violations is in (1-6/7-12/13-24mo)

Shaded = Out Of Service Violation		
Violation Group		
Violation Description	Total Time-weighted Points by VIN	% of Total Time-weighted Points by VIN
Driver Resp		
Total Time-weighted Points		
% Total Time-Wt Pts		

HOS Compliance

Time-Weighted Violation Points - no data available to draw a chart

Time-Weighted Severity Points by Vehicle - no data available to draw a chart



Carrier Software
 1-800-646-5152
 info@CarrierSoftware.com

CONFIDENTIAL - Intended for use by Amerigo Insurance Agency - Date: 4/30/2026

GOLDEN GATE TRANS INC - DOT# 4567750

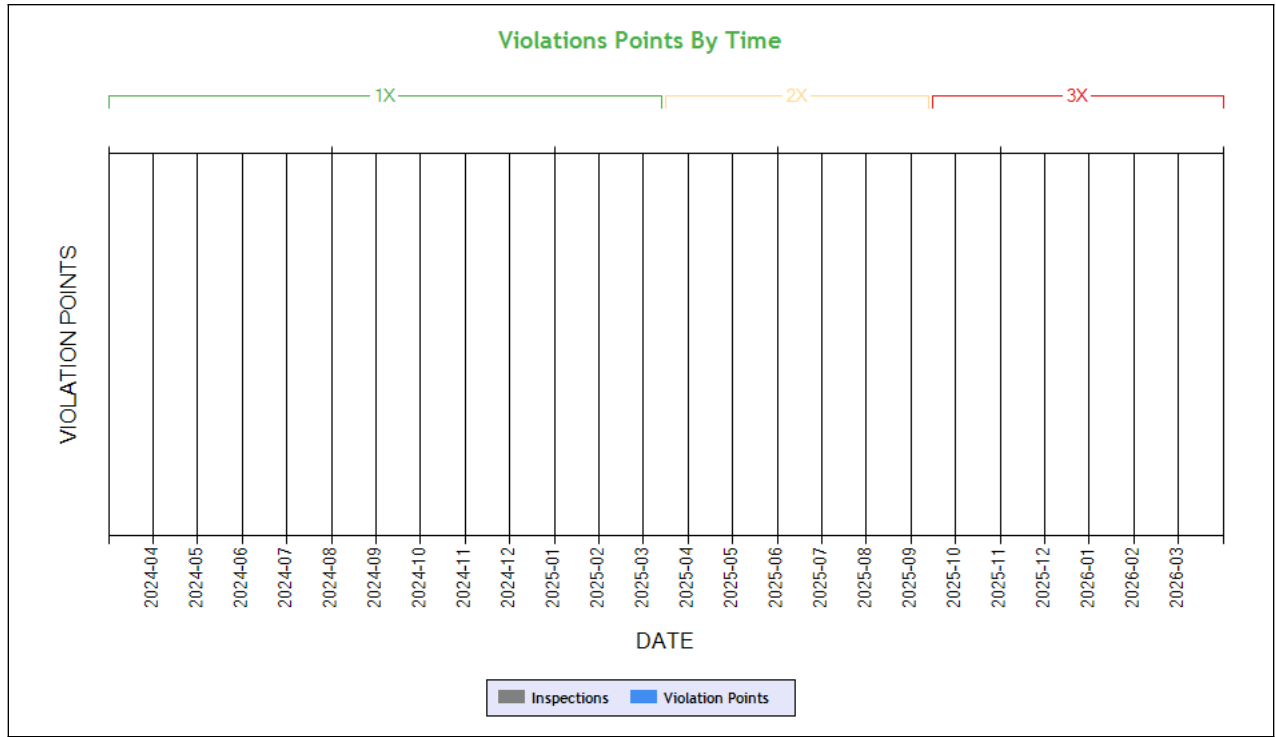
See the Excel file for the complete analysis

Violations is in (1-6/7-12/13-24mo)

Shaded = Out Of Service Violation		
Violation Group		
Violation Description	Total Time-weighted Points by VIN	% of Total Time-weighted Points by VIN
Driver Resp		
Total Time-weighted Points		
% Total Time-Wt Pts		



Driver Fitness



Time-Weighted Violation Points - no data available to draw a chart

Time-Weighted Severity Points by Vehicle - no data available to draw a chart

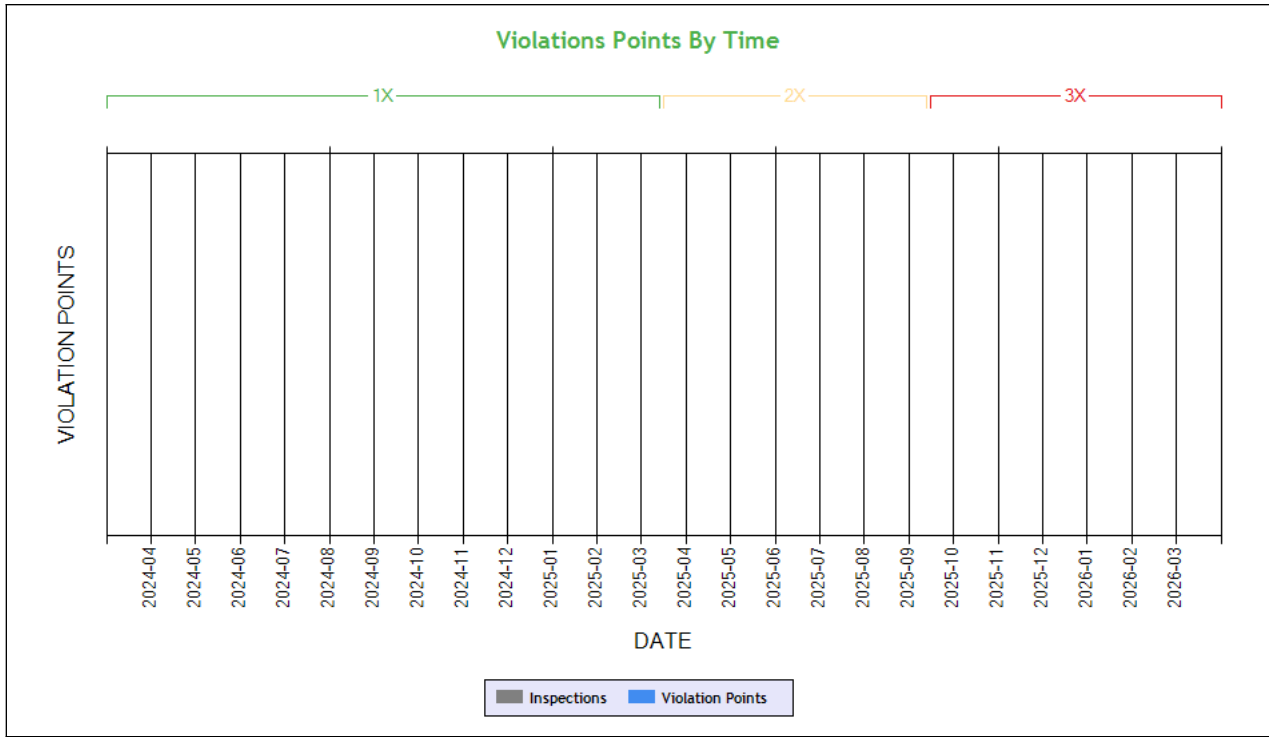
See the Excel file for the complete analysis

Violations is in (1-6/7-12/13-24mo)

Shaded = Out Of Service Violation		
Violation Group		
Violation Description	Total Time-weighted Points by VIN	% of Total Time-weighted Points by VIN
Driver Resp		
Total Time-weighted Points		
% Total Time-Wt Pts		



Vehicle Maintenance



Time-Weighted Violation Points - no data available to draw a chart

Time-Weighted Severity Points by Vehicle - no data available to draw a chart

See the Excel file for the complete analysis

Violations is in (1-6/7-12/13-24mo)

Shaded = Out Of Service Violation		
Violation Group		
Violation Description	Total Time-weighted Points by VIN	% of Total Time-weighted Points by VIN
Driver Resp		
Total Time-weighted Points		
% Total Time-Wt Pts		

COLOR CODED CRASH TABLE ToC

No crashes have been reported by the DOT on this Motor Carrier

INSPECTIONS WITH SHARED EQUIPMENT:

No Data



INSPECTION DETAILS for ALL Inspections

No Data

No data for Inspection Summary By Month

No data for Inspection Summary By Month

No Inspection History

No data for Crash Hot Spots

Equipment and Driver Details ToC						
MCS-150 Date	Equipment (Owned/Leased/Trip)			Driver Details		
	Tractors	Straight Trucks	Trailers	CDL's	Interstate	Intrastate
04/16/2026	0/0/0	0/0/0	0/0/0	0	0	0

Chameleon Type 1 - Chameleon issues highlighted in RED ToC										
DOT	Legal Name	MCS-150 Date	Physical Address	Mailing Address	Company Rep 1	Company Rep 2	Phone	Fax	Cell Phone	Email
4107616	MILESTONE BUILDING SUPPLY INC	04/22/2026	145-15 ROCKAWAY BLVD, JAMAICA, NY, 11436	145-15 ROCKAWAY BLVD, JAMAICA, NY, 11436	RANJIT SINGH		(347)-741-9774		(347)-741-9774	BIGSUPPLY1313@GMAIL.COM
4126767	PH1 TRANSPORTATION LLC	04/22/2026	1000 ESSINGTON RD STE 102, JOLIET, IL, 60435	1000 ESSINGTON RD STE 102, JOLIET, IL, 60435	RANJIT SINGH		(331)-903-3381		(331)-903-3381	ph1transllc@gmail.com
3697902	GHAG BROTHERS INC	04/20/2026	4570 W PALO ALTO APT 104, FRESNO, CA, 93722	4570 W PALO ALTO APT 104, FRESNO, CA, 93722	RANJIT SINGH		(707)-246-9666		(707)-246-9666	GHAGBROTHERSINC@GMAIL.COM
3093374	DB EXPRESS LLC	04/20/2026	813 BOWEN CT, YUBA CITY, CA, 95993	813 BOWEN CT, YUBA CITY, CA, 95993	RANJIT SINGH		(530)-933-2531		(530)-933-2531	dhaliwalbros@YAHOO.COM
2327729	MUDKI EXPRESS INC	04/17/2026	218 GARRY OAK PL, LATHROP, CA, 95330	218 GARRY OAK PL, LATHROP, CA, 95330	RANJIT SINGH		(408)-775-0975			mudkiexpress@gmail.com
4568292	K&A TRUCKLINE INC	04/17/2026	1334 BRIDGEHILL WAY, SACRAMENTO, CA, 95834	1334 BRIDGEHILL WAY, SACRAMENTO, CA, 95834-1692	RANJIT SINGH		(928)-430-2936			RANJIT577K@GMAIL.COM
4536576	JOHN TRANS GROUP INC	04/16/2026	1525 BRIDGE ST APT 100, YUBA CITY, CA, 95993	1525 BRIDGE ST APT 100, YUBA CITY, CA, 95993-8607	RANJIT SINGH		(530)-799-0567		(530)-799-0567	JOHNTRANSGROUP99@GMAIL.COM
2180325	2000438 ONTARIO INC	04/15/2026	7170 LANTERN FLY HOLLOW, MISSISSAUGA, ON, L5W 1L6	7170 LANTERN FLY HOLLOW, MISSISSAUGA, ON, L5W 1L6	RANJIT SINGH		(416)-300-8735		(647)-882-9196	DISPATCH@CKCARRIERS.CA
4132032	CPRH TRUCKING INC	04/13/2026	8038 CRACKLING LN, INDIANAPOLIS, IN, 46259	8038 CRACKLING LN, INDIANAPOLIS, IN, 46259	RANJIT SINGH		(219)-359-9982		(219)-359-9982	MARINE.SINGH@GMAIL.COM
4565949	YELLOW MAMBA TRANS INC	04/13/2026	24908 QUENADA DR, MORENO VALLEY, CA, 92551	24908 QUENADA DR, MORENO VALLEY, CA, 92551-0606	RANJIT SINGH		(626)-757-8927			YELLOWMAMBATRANS@OUTLOOK.COM
3485036	CHEEMA TRANZ INC	02/23/2026	2300 AZALEA ST, SELMA, CA, 93662	2300 AZALEA ST, SELMA, CA, 93662-4263	RANJIT SINGH	RANJIT SINGH	(559)-473-8423		(559)-473-8423	cheematranz@gmail.com
4152692	PEAK STAR LOGISTICS INC	09/12/2025	7346 EAST FURANCE BRANCH RD, GLEN BURNIE, MD, 21060	7346 EAST FURANCE BRANCH RD, GLEN BURNIE, MD, 21060	JATINDER KAUR	RANJIT SINGH	(443)-702-6598			peakstar.md@gmail.com
1652276	STL CARRIER INC	08/06/2025	1248 GOLDRIDGE ST, SELMA, CA, 93662	PO BOX 954, SELMA, CA, 93662	RANJIT SINGH	RANJIT SINGH	(559)-356-2001	(559)-891-7980	(559)-356-2001	STLCARRIER11@YAHOO.COM
2474064	SINGH IS KING TRANSPORTATION INCORPORATED	01/15/2025	23 YEAMAN DR, CAMBRIDGE, ON, N1P 1J7	23 YEAMAN DR, CAMBRIDGE, ON, N1P	JASPREET SINGH	RANJIT SINGH	(519)-480-0738	(519)-480-0720		MANAGEMENT@SIKTRANSPORTATION.COM
2788235	RANJIT SINGH	03/28/2023	406 SOLANO ST, MADERA, CA, 93638	406 SOLANO ST, MADERA, CA, 93638	RANJIT SINGH	RANJIT SINGH	(559)-905-9253		(559)-905-9253	TIWANA2534@YAHOO.COM



3939950	TRANSEXP USA LLC	08/22/2022	602 E CALTON RD STE 3, LAREDO, TX, 78041	2717 CAMELOT APT 112, LAREDO, TX, 78041-6557	RAMANDEEP SINGH DEOL	RANJIT SINGH	(905)-864-6443			BILLING@TRAN SEXPRT.CA
2891585	BAJRANG TRANSPORT LLC	03/20/2022	43216 WILDERNESS DRIVE, CANTON, MI, 48188	43216 WILDERNESS DRIVE, CANTON, MI, 48188	SANJEEV KUMAR ASPAL	RANJIT SINGH	(978)-879-6765	(734)-331-9105	(978)-879-6765	BAJRANGTRUC KING @GMAIL.COM
2612027	BULJIT S DHAMI	06/11/2020	3015 PENNINGTON RD, LIVE OAK, CA, 95953	3015 PENNINGTON RD, LIVE OAK, CA, 95953	BULJIT S DHAMI	RANJIT SINGH				bdhami@sbcglo bal.net
2903256	MGT INC	08/08/2017	3113 MONTEREY DR, WHITELAND, IN, 46184	5351 E THOMPSON RD STE 145, INDIANAPOLIS, IN, 46237-4094	JASPREET SINGH	RANJIT SINGH	(317)-946-5961	(855)-885-9195		TRUCKNEEDS@ GMAIL.COM
1900312	SUZANNE SINGH	12/09/2013	65 PAGE DRIVE, OAKLAND, NJ, 07436	65 PAGE DRIVE, OAKLAND, NJ, 07436	SUZANNE SINGH	RANJIT SINGH	(201)-644-8054		(201)-290-8118	BILLSIMI@OPT ONLINE.NET

Chameleon Type 2 ToC							
VIN	Unit Type	Inspection Date	DOT No	Company Name	City	State	