



Table of Contents

1. Overview	2. BASIC Scores History
3. BASIC Measures	4. KPI: BASIC Measures by Cargo Group
5. Estimated ISS Score	6. Investigation Results
7. Penalties History	8. Acute Critical Violations
9. Red Flag Violation Details	10. DOT Registration Information
11. DOT MCS-150 History	12. Crash Summary
13. Inspection Summary	14. KPI: Inspection Viol OOS Rates by Cargo Group
15. FHWA Registration Information	16. FHWA Insurance Information
17. FHWA Authorities	18. Severe Violations
19. Violation Report	20. Violation Summary
21. Violation Enforcement Chronology	22. Inspection Violations & OOS Counts
23. Radius Of Operation	24. Inspection & Crash Locations
25. Cargo Hot Spots	26. Inspection Violations & OOS Chronology
27. Percent of Insp & Crash by State	28. VIN Insp Summary by State
29. Violations By Unit Type	30. Equipment Ownership
31. Equipment Details	32. Vehicle Age
33. States of Power Unit Registrations	34. Equipment Acquisitions
35. Driver Details	36. Shared VIN Summary
37. Shipper Table	38. Safety Summary
39. Safety Details	40. Crash Detail Color Coded PDF
41. Inspections with Shared Equipment	42. Inspection Tabular Details
43. Inspection Summary By Month	44. VIN Inspection Violation Details
45. Inspection History	46. Crash Hot Spots
47. DOT MCS-150 History Equipment and Driver Details	48. Chameleon



Business Address

1516 HOWARD RD UNIT 339
MADERA, CA
93637

Contact Info

(559)-395-2352

GREATWIDEUSA@GMAIL.COM

FHWA Address

1516 HOWARD RD UNIT 339
MADERA, CA, 93637
Phone: (559)-395-2352

Mailing Address

1516 HOWARD RD UNIT 339
MADERA, CA
93637

Overview ToC

Operating Status: AUTHORIZED FOR Property
2 other companies viewed this DOT in the past two months
Crash/PU ratio: 0.0%
Clean Inspection ratio: 0.0%

Estimated BASIC Scores (as of 11/28/2025)

	Unsafe Driving	Hours of Service	Driver Fitness	Controlled Sub. and Alcohol	Vehicle Maintenance	HM Compliance	Crash
Relative Scores	0% ○	0% ○	0% ○	0% ○	0% ⊖	0% ○	0% ○
Alert Status	No	No	No	No	No	No	No



Estimated Inspection Selection System (ISS) Score: 68
Category: Optional Inspect

* The Estimated ISS score is based on Insufficient Data Algorithm *

BASIC Scores History - Unsafe Driving ToC

There are no Scores for this BASIC

BASIC Scores History - Hours of Service ToC

There are no Scores for this BASIC

BASIC Scores History - Driver Fitness ToC

There are no Scores for this BASIC

BASIC Scores History - Controlled Substance ToC

There are no Scores for this BASIC



BASIC Scores History - Vehicle Maintenance ToC

There are no Scores for this BASIC

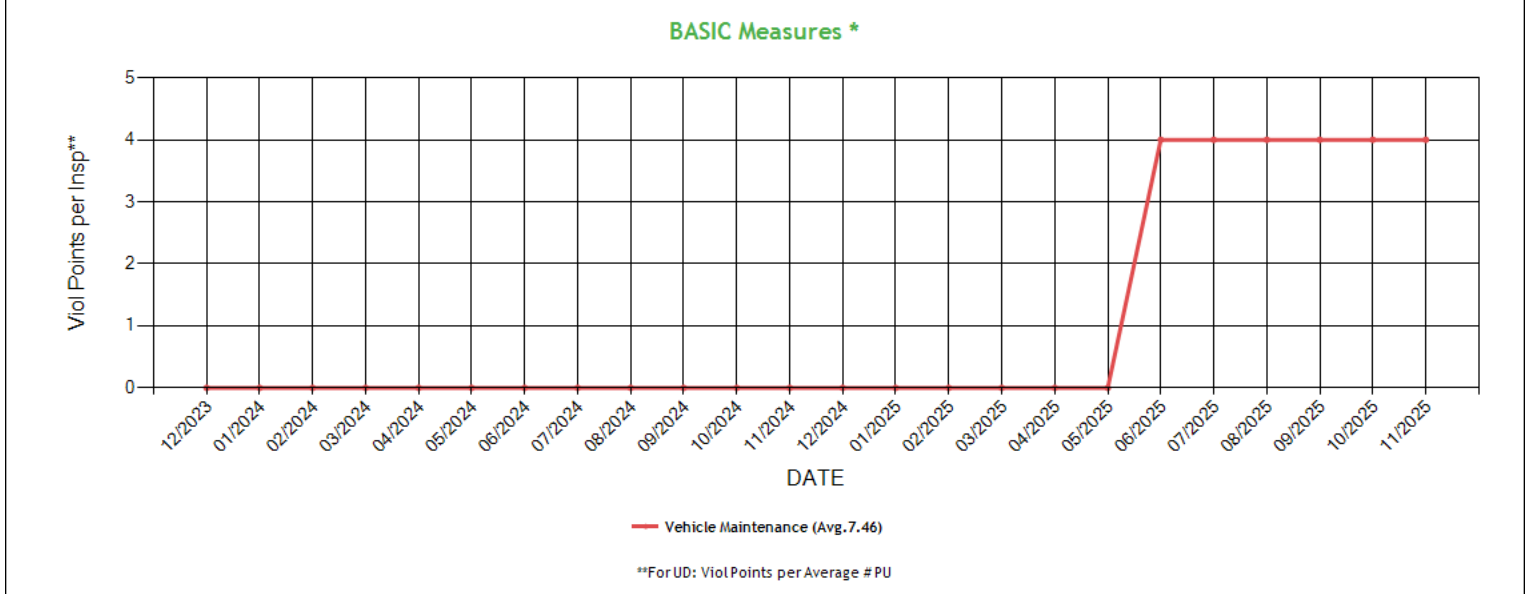
BASIC Scores History - Crash ToC

There are no Scores for this BASIC

BASIC Scores History - Hazmat ToC

There are no Scores for this BASIC

BASIC Measures: Violation Points per Inspection Trends ToC



* BASIC Measures are the absolute SMS scores that are compared within each Safety Event Group to determine the BASIC Score percentiles. Averages based on fleets with 1-5 power units.



BASIC Measures * - Table ToC

UD-Unsafe Driving, HOS-Hours of Service, DF-Driver Fitness, CS-Controlled Substances, VM-Vehicle Maintenance

Date	UD Measure	UD AC	UD with Viol	HOS Measure	HOS AC	HOS with Viol	DF Measure	DF AC	DF with Viol	CS Measure	CS AC	CS with Viol	VM Measure	VM AC	VM with Viol
11/2025	0.00	N	0	0.00	N	0	0.00	N	0	0.00	N	0	4.00	N	1
10/2025	0.00	N	0	0.00	N	0	0.00	N	0	0.00	N	0	4.00	N	1
09/2025	0.00	N	0	0.00	N	0	0.00	N	0	0.00	N	0	4.00	N	1
08/2025	0.00	N	0	0.00	N	0	0.00	N	0	0.00	N	0	4.00	N	1
07/2025	0.00	N	0	0.00	N	0	0.00	N	0	0.00	N	0	4.00	N	1
06/2025	0.00	N	0	0.00	N	0	0.00	N	0	0.00	N	0	4.00	N	1
05/2025	0.00	N	0	0.00	N	0	0.00	N	0	0.00	N	0	0.00	N	0
04/2025	0.00	N	0	0.00	N	0	0.00	N	0	0.00	N	0	0.00	N	0
03/2025	0.00	N	0	0.00	N	0	0.00	N	0	0.00	N	0	0.00	N	0
02/2025	0.00	N	0	0.00	N	0	0.00	N	0	0.00	N	0	0.00	N	0
01/2025	0.00	N	0	0.00	N	0	0.00	N	0	0.00	N	0	0.00	N	0
12/2024	0.00	N	0	0.00	N	0	0.00	N	0	0.00	N	0	0.00	N	0
11/2024	0.00	N	0	0.00	N	0	0.00	N	0	0.00	N	0	0.00	N	0
10/2024	0.00	N	0	0.00	N	0	0.00	N	0	0.00	N	0	0.00	N	0
09/2024	0.00	N	0	0.00	N	0	0.00	N	0	0.00	N	0	0.00	N	0
08/2024	0.00	N	0	0.00	N	0	0.00	N	0	0.00	N	0	0.00	N	0
07/2024	0.00	N	0	0.00	N	0	0.00	N	0	0.00	N	0	0.00	N	0
06/2024	0.00	N	0	0.00	N	0	0.00	N	0	0.00	N	0	0.00	N	0
05/2024	0.00	N	0	0.00	N	0	0.00	N	0	0.00	N	0	0.00	N	0
04/2024	0.00	N	0	0.00	N	0	0.00	N	0	0.00	N	0	0.00	N	0
03/2024	0.00	N	0	0.00	N	0	0.00	N	0	0.00	N	0	0.00	N	0
02/2024	0.00	N	0	0.00	N	0	0.00	N	0	0.00	N	0	0.00	N	0
01/2024	0.00	N	0	0.00	N	0	0.00	N	0	0.00	N	0	0.00	N	0
12/2023	0.00	N	0	0.00	N	0	0.00	N	0	0.00	N	0	0.00	N	0
11/2023	0.00	N	0	0.00	N	0	0.00	N	0	0.00	N	0	0.00	N	0
10/2023	0.00	N	0	0.00	N	0	0.00	N	0	0.00	N	0	0.00	N	0
09/2023	0.00	N	0	0.00	N	0	0.00	N	0	0.00	N	0	0.00	N	0
08/2023	0.00	N	0	0.00	N	0	0.00	N	0	0.00	N	0	0.00	N	0
07/2023	0.00	N	0	0.00	N	0	0.00	N	0	0.00	N	0	0.00	N	0
06/2023	0.00	N	0	0.00	N	0	0.00	N	0	0.00	N	0	0.00	N	0
05/2023	0.00	N	0	0.00	N	0	0.00	N	0	0.00	N	0	0.00	N	0
04/2023	0.00	N	0	0.00	N	0	0.00	N	0	0.00	N	0	0.00	N	0
03/2023	0.00	N	0	0.00	N	0	0.00	N	0	0.00	N	0	0.00	N	0
02/2023	0.00	N	0	0.00	N	0	0.00	N	0	0.00	N	0	0.00	N	0
01/2023	0.00	N	0	0.00	N	0	0.00	N	0	0.00	N	0	0.00	N	0
12/2022	0.00	N	0	0.00	N	0	0.00	N	0	0.00	N	0	0.00	N	0
11/2022	0.00	N	0	0.00	N	0	0.00	N	0	0.00	N	0	0.00	N	0
10/2022	0.00	N	0	0.00	N	0	0.00	N	0	0.00	N	0	0.00	N	0
09/2022	0.00	N	0	0.00	N	0	0.00	N	0	0.00	N	0	0.00	N	0
08/2022	0.00	N	0	0.00	N	0	0.00	N	0	0.00	N	0	0.00	N	0
07/2022	0.00	N	0	0.00	N	0	0.00	N	0	0.00	N	0	0.00	N	0
06/2022	0.00	N	0	0.00	N	0	0.00	N	0	0.00	N	0	0.00	N	0
05/2022	0.00	N	0	0.00	N	0	0.00	N	0	0.00	N	0	0.00	N	0
04/2022	0.00	N	0	0.00	N	0	0.00	N	0	0.00	N	0	0.00	N	0
03/2022	0.00	N	0	0.00	N	0	0.00	N	0	0.00	N	0	0.00	N	0
02/2022	0.00	N	0	0.00	N	0	0.00	N	0	0.00	N	0	0.00	N	0
01/2022	0.00	N	0	0.00	N	0	0.00	N	0	0.00	N	0	0.00	N	0

* BASIC Measures are the absolute SMS scores that are compared within each Safety Event Group to determine the BASIC Score percentiles.



KPI: BASIC Measures by Fleet Size and Cargo Group ToC														
Fleet Size: 1-5 PUs														
	Unsafe Driving		Hours of Service		Driver Fitness		Controlled Substance		Vehicle Maintenance		HM Compliance		Crash	
Cargo Group (Companies)	Avg.	Comp. to Avg.	Avg.	Comp. to Avg.	Avg.	Comp. to Avg.	Avg.	Comp. to Avg.	Avg.	Comp. to Avg.	Avg.	Comp. to Avg.	Avg.	Comp. to Avg.
General Freight (487771)	0.78	Better	0.21	Better	0.21	Better	0.01	Better	1.88	Worse	0.01	Better	0.06	Better
GREAT WIDE LOGISTICS LLC	0.00		0.00		0.00		0.00		4.00		0.00		0.00	

Estimated ISS Score: 68 Optional Inspect ToC About the Inspection Selection System



Estimated ISS Score History - Table ToC

Date	Estimated ISS Score	Recommendation	Algorithm
11/28/2025	68	Optional Inspect	Insufficient Data Algorithm
10/31/2025	69	Optional Inspect	Insufficient Data Algorithm
09/26/2025	69	Optional Inspect	Insufficient Data Algorithm
08/29/2025	69	Optional Inspect	Insufficient Data Algorithm
07/25/2025	67	Optional Inspect	Insufficient Data Algorithm
06/30/2025	69	Optional Inspect	Insufficient Data Algorithm
05/31/2025	63	Optional Inspect	Insufficient Data Algorithm
04/25/2025	63	Optional Inspect	Insufficient Data Algorithm
03/28/2025	63	Optional Inspect	Insufficient Data Algorithm
02/28/2025	63	Optional Inspect	Insufficient Data Algorithm
01/31/2025	63	Optional Inspect	Insufficient Data Algorithm
12/27/2024	63	Optional Inspect	Insufficient Data Algorithm
11/29/2024	63	Optional Inspect	Insufficient Data Algorithm
10/25/2024	63	Optional Inspect	Insufficient Data Algorithm
09/27/2024	63	Optional Inspect	Insufficient Data Algorithm
08/30/2024	63	Optional Inspect	Insufficient Data Algorithm
07/26/2024	63	Optional Inspect	Insufficient Data Algorithm
06/28/2024	63	Optional Inspect	Insufficient Data Algorithm
05/31/2024	63	Optional Inspect	Insufficient Data Algorithm
04/26/2024	63	Optional Inspect	Insufficient Data Algorithm
03/29/2024	63	Optional Inspect	Insufficient Data Algorithm
02/23/2024	63	Optional Inspect	Insufficient Data Algorithm
01/26/2024	63	Optional Inspect	Insufficient Data Algorithm
12/29/2023	63	Optional Inspect	Insufficient Data Algorithm
11/24/2023	63	Optional Inspect	Insufficient Data Algorithm
10/27/2023	63	Optional Inspect	Insufficient Data Algorithm
09/29/2023	63	Optional Inspect	Insufficient Data Algorithm
08/25/2023	63	Optional Inspect	Insufficient Data Algorithm
07/28/2023	63	Optional Inspect	Insufficient Data Algorithm
06/30/2023	63	Optional Inspect	Insufficient Data Algorithm
05/26/2023	63	Optional Inspect	Insufficient Data Algorithm
04/28/2023	63	Optional Inspect	Insufficient Data Algorithm
03/31/2023	63	Optional Inspect	Insufficient Data Algorithm
02/24/2023	63	Optional Inspect	Insufficient Data Algorithm
01/27/2023	63	Optional Inspect	Insufficient Data Algorithm
12/30/2022	63	Optional Inspect	Insufficient Data Algorithm
11/25/2022	63	Optional Inspect	Insufficient Data Algorithm
10/28/2022	63	Optional Inspect	Insufficient Data Algorithm
09/30/2022	63	Optional Inspect	Insufficient Data Algorithm
08/26/2022	63	Optional Inspect	Insufficient Data Algorithm
09/25/2020	63	Optional Inspect	Insufficient Data Algorithm
08/28/2020	63	Optional Inspect	Insufficient Data Algorithm
07/31/2020	63	Optional Inspect	Insufficient Data Algorithm
06/26/2020	63	Optional Inspect	Insufficient Data Algorithm
05/29/2020	63	Optional Inspect	Insufficient Data Algorithm
04/24/2020	63	Optional Inspect	Insufficient Data Algorithm
03/27/2020	63	Optional Inspect	Insufficient Data Algorithm
02/28/2020	63	Optional Inspect	Insufficient Data Algorithm
01/31/2020	63	Optional Inspect	Insufficient Data Algorithm

Investigation Results ToC

No Investigations reported on FMCSA website



Penalties History [ToC](#)

There is a problem with the Penalties data on FMCSA website.

Acute Critical Violations (Based on Investigations as per CSA Methodology Appendix A) [ToC](#)

No Data

No red flag violations in the last 24 months

DOT Registration Information: The following information on this specific DOT # is from the Federal DOT (as of Operating Authority)

DOT Registration: 06/26/2018		Total Power Units: 1	Total Trucks: 1	Total Trailers: 1	Total Passenger Vehicles: 0
Status	Entity Type	Organization Type	Nation	Total Cars	Drivers / CDL Drivers
A	C	-	US	0	3* / 3
MCS-150 Date	Op Codes	Shipper Op Codes	Shipper HazMat Op Codes	Latest Review Type	Latest Review Document Number(Date)
05/12/2025	A				()
MCS-150 Mileage (Year)	Record Update Date	Transports Hazmats	DOT Census Date	Recordable Accident Rate	Preventable Accident Rate
10,000 (2023)	05/12/2025	N	06/26/2018	0%	0%
MCS-151 Mileage	Safety Rating (Date)	SEA Accident	SEA Driver	SEA Vehicle	SEA Management
125000	None (None)	0%	0%	0%	0%
Classification Codes		Cargo Carried (per MCS-150)			
Authorized-For-Hire		General Freight			

DOT MCS-150 History ToC			(as of 05/19/2025 DOT census)						
Census Date	MCS-150 Date	MCS-150 Mileage	VMET Year	Power Units	Drivers	Trailers	Company Rep1	Company Rep2	Email
5/19/2025	5/12/2025	10000	2023	1	1	-	GURDIP SINGH		greatwideusa@gmail.com
11/9/2022	10/31/2022	1102	2021	1	1	0	GURDIP SINGH		greatwideusa@gmail.com
9/9/2022	8/18/2022	1102	2021	1	1	0	GURDIP SINGH		greatwideusa@gmail.com
8/9/2018	6/26/2018	0		1	1	1	GURVINDER SINGH PAMMA		GREATWIDE_US@ICLOUD.COM

Crash Summary Chart [ToC](#)Crashes Summary - Chart (based on all available crash data)

No Data

Crashes Summary - Table		(based on all available crash data) ToC								
	TOTAL	Last 6 months	7-12 months	13-18 months	19-24 months	25-30 months	30-36 months	37-41 months	42-48 months	Over 49 months
Total Reportable	0	0	0	0	0	0	0	0	0	0
Fatalities	0	0	0	0	0	0	0	0	0	0
Injuries	0	0	0	0	0	0	0	0	0	0
Tow Away	0	0	0	0	0	0	0	0	0	0
With Citations	0	0	0	0	0	0	0	0	0	0
Federal Recordable	0	0	0	0	0	0	0	0	0	0
Preventable	0	0	0	0	0	0	0	0	0	0
Crash per Pwr Unit	-	0.0%	0.0%	0.0%	0.0%	0.0%	0.0%	0.0%	0.0%	-



Inspection Summary ToC

The following inspection information is based on results for 24 months prior to: 12/15/2025. Please note that the total inspections number is not necessarily the total of the vehicle, driver and hazmat inspections, as one inspection may have included any combination of the below inspections.

Overall	Vehicle	Driver	Hazmat
(Please note that the total inspections number is not necessarily the total of the vehicle, driver and hazmat inspections, as one inspection may have included any combination of the below inspections) Total Inspections: 2 Total Out of Service: 0 Out of Service: 0% National Average: 20.65% Difference: -20.65%	Total Inspections: 2 Total Out of Service: 0 Out of Service: 0.00% National Average: 24.65% Difference: -24.65%	Total Inspections: 2 Total Out of Service: 0 Out of Service: 0.00% National Average: 6.66% Difference: -6.66%	Total Inspections: 0 Total Out of Service: 0 Out of Service: 0.00% National Average: 2.04% Difference: -2.04%

KPI: Inspection Viol OOS Rates by Cargo Group ToC

Cargo Group	OVERALL		VEHICLE		DRIVER		HAZMAT	
	Average	Compared to Average	Average	Compared to Average	Average	Compared to Average	Average	Compared to Average
General Freight	29.50%	Better	25.36%	Better	13.44%	Better	0.14%	Better
GREAT WIDE LOGISTICS LLC	0%		0%		0%		0%	

FHWA Registration Information: The following data on this Motor Carrier is from the Federal Hwy Administration (as of 11/21/2025)

Docket Number	DOT Number	Company Name	DBA Name	Address	City	State	Country	ZIP Code
MC106340	3153822	GREAT WIDE LOGISTICS LLC		1516 HOWARD RD UNIT 339	MADREA	CA	US	93637
Phone Number	Fax Number	Mail Address	Mail City	Mail State	Mail Contry	Mail ZIP Code	Mail Phone Number	Mail Fax Number
(559)-395-2352								
Date of Last Change	Freight	Passenger	Household Goods	Active Authority	Pending Authority	Revocation Pending Authority		
11/21/2025	Y	N	N	/ Common /	/	/ Common /		

Insurance Required (as of 11/21/2025) ToC

Docket Number	Insurance Type	Insurance Required	Insurance on File
MC106340	BIPD	\$750k	\$750k
MC106340	Cargo	No	No
MC106340	Bond	No	No

Active / Pending Insurance (as of 11/21/2025)

Docket Number	Form	Type	Insurance Carrier	Policy/Surety	Coverage From	Coverage To	Required	On File	Effective Date	Cancel Date
MC106340	91X	BIPD/Primary	ASCOT SPECIALTY INSURANCE COMPANY	ASC-7458691-00	\$0k	\$750k	\$750k	\$750k	05/02/2025	12/17/2025



Insurance History (as of 11/21/2025)

Docket Number	Form	Type	Insurance Carrier	Policy/Surety	Coverage From	Coverage To	Effective Date From	Effective Date To
MC106340	91X	BIPD/Primary	SECURITY NATIONAL INSURANCE CO.	SMC1819034	\$0k	\$750k	05/02/2024	05/02/2025 Cancelled
MC106340	91X	BIPD/Primary	SECURITY NATIONAL INSURANCE CO.	SMC1819034	\$0k	\$750k	05/02/2024	11/25/2024 Cancelled
MC106340	91X	BIPD/Primary	SECURITY NATIONAL INSURANCE CO.	SMC1819034	\$0k	\$750k	05/02/2024	10/23/2024 Cancelled
MC106340	91X	BIPD/Primary	SECURITY NATIONAL INSURANCE CO.	SMC1819034	\$0k	\$750k	05/02/2024	05/02/2024 Replaced
MC106340	91X	BIPD/Primary	SECURITY NATIONAL INSURANCE CO.	SMC1819034	\$0k	\$750k	05/02/2024	05/02/2024 Replaced

FHWA Authorities (as of 11/21/2025) ToC

Docket#	L&I Name	Active Authority	Inactive Authority	Pending Authority	Revocation Pending Authority	Freight	Passenger	Household Goods
MC106340	GREAT WIDE LOGISTICS LLC	Common /			Common /	Yes	No	No

Authority History (as of 11/21/2025)

Docket Number	Sub	Auth Type	Original Action	Disposition
MC106340		COMMON	INVOLUNTARY REVOCATION 4/7/2025 12:00:00 AM	DISCONTINUED REVOCATION 5/6/2025 12:00:00 AM
MC106340		COMMON	GRANTED 5/31/2024 12:00:00 AM	
MC106340		COMMON	DISMISSED 8/2/2018 12:00:00 AM	

Severe Violations (i.e. those with >= 8 points) - Chart ToC

No Data

Severe Violations (i.e. those with >= 8 points) - Table

No Data

Violation Report ToC

Inspection Date	Inspection State	BASIC	Violation Description	OOS	VIN	Severity Points
06/02/2025	TX	Vehicle Maintenance	393.78 - Windshield wipers inoperative/defective	No	3AKJHHDR6PSNY0476	1
06/02/2025	TX	Vehicle Maintenance	393.11TL - No retro reflective sheeting or reflex reflectors on mud flaps - Truck Tractor manufactured on or after 7/1/1997	No	3AKJHHDR6PSNY0476	3

No filters were applied when generating this report, see the live report for more options.

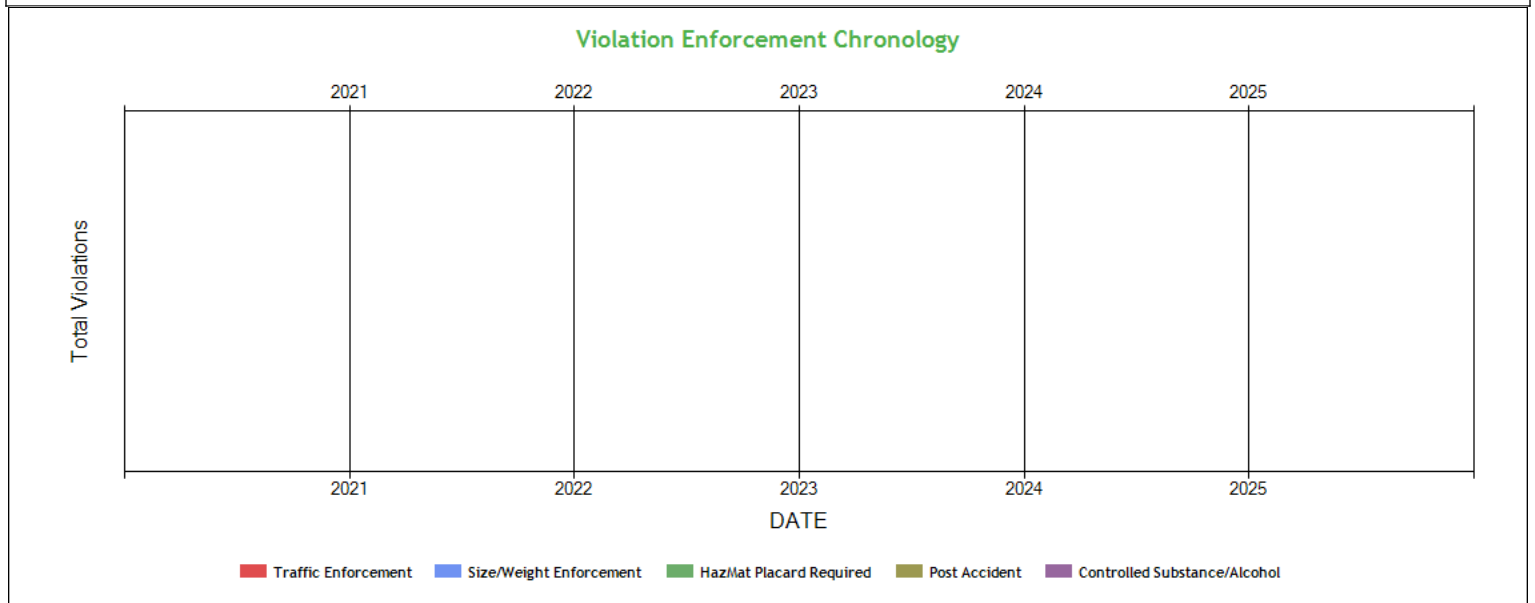


Violation Summary [ToC](#)

BASIC	Violation Group	Code	Description	# of Violations	# of OOS Violations	Severity Points
Vehicle Maintenance	Reflective Sheeting	393.11TL	No retro reflective sheeting or reflex reflectors on mud flaps - Truck Tractor manufactured on or after 7/1/1997	1	0	3
Vehicle Maintenance	Windshield/ Glass/ Markings	393.78	Windshield wipers inoperative/defective	1	0	1

No filters were applied when generating this report, see the live report for more options.

Violation Enforcement Chronology - Chart [ToC](#)

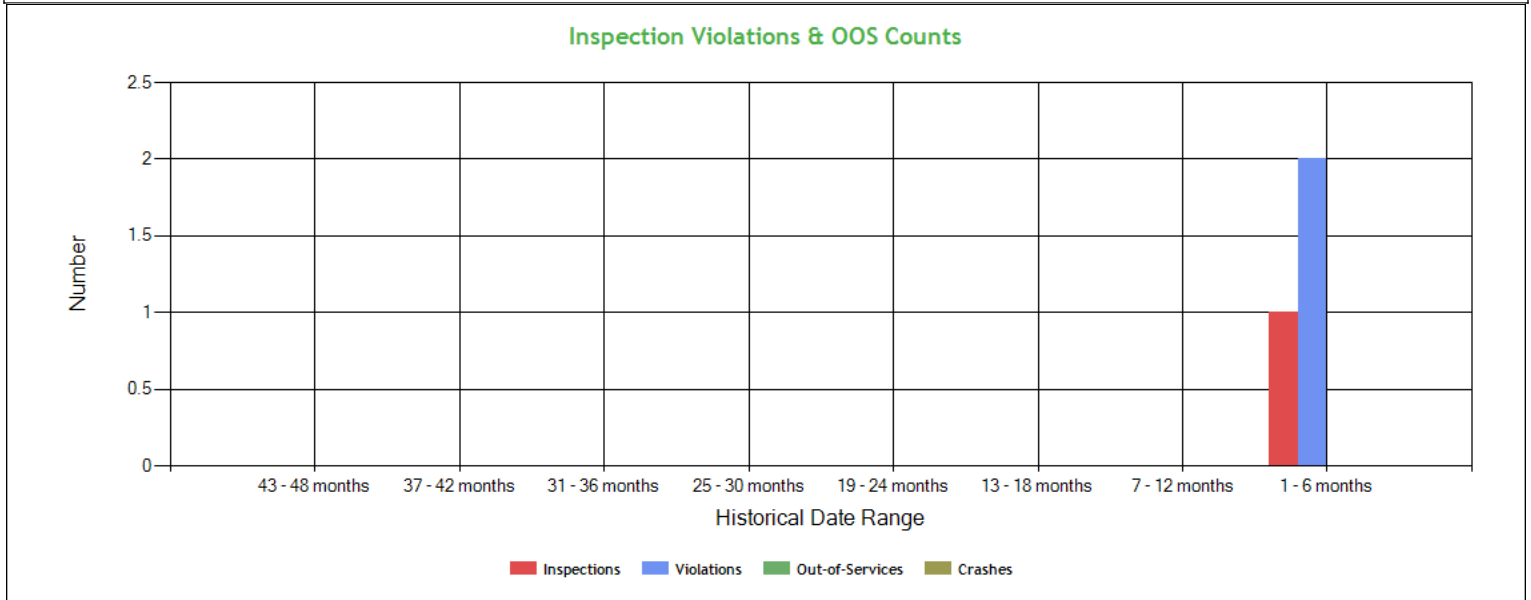


Violation Enforcement Chronology - Table [ToC](#)

	2021	2022	2023	2024	2025
Traffic Enforcement	0	0	0	0	0
Size/Weight Enforcement	0	0	0	0	0
HazMat Placard Required	0	0	0	0	0
Post Accident	0	0	0	0	0
Controlled Substance/Alcohol	0	0	0	0	0



Inspection Violations & OOS Counts - Chart ToC



Inspection Violations & OOS Counts - Table ToC

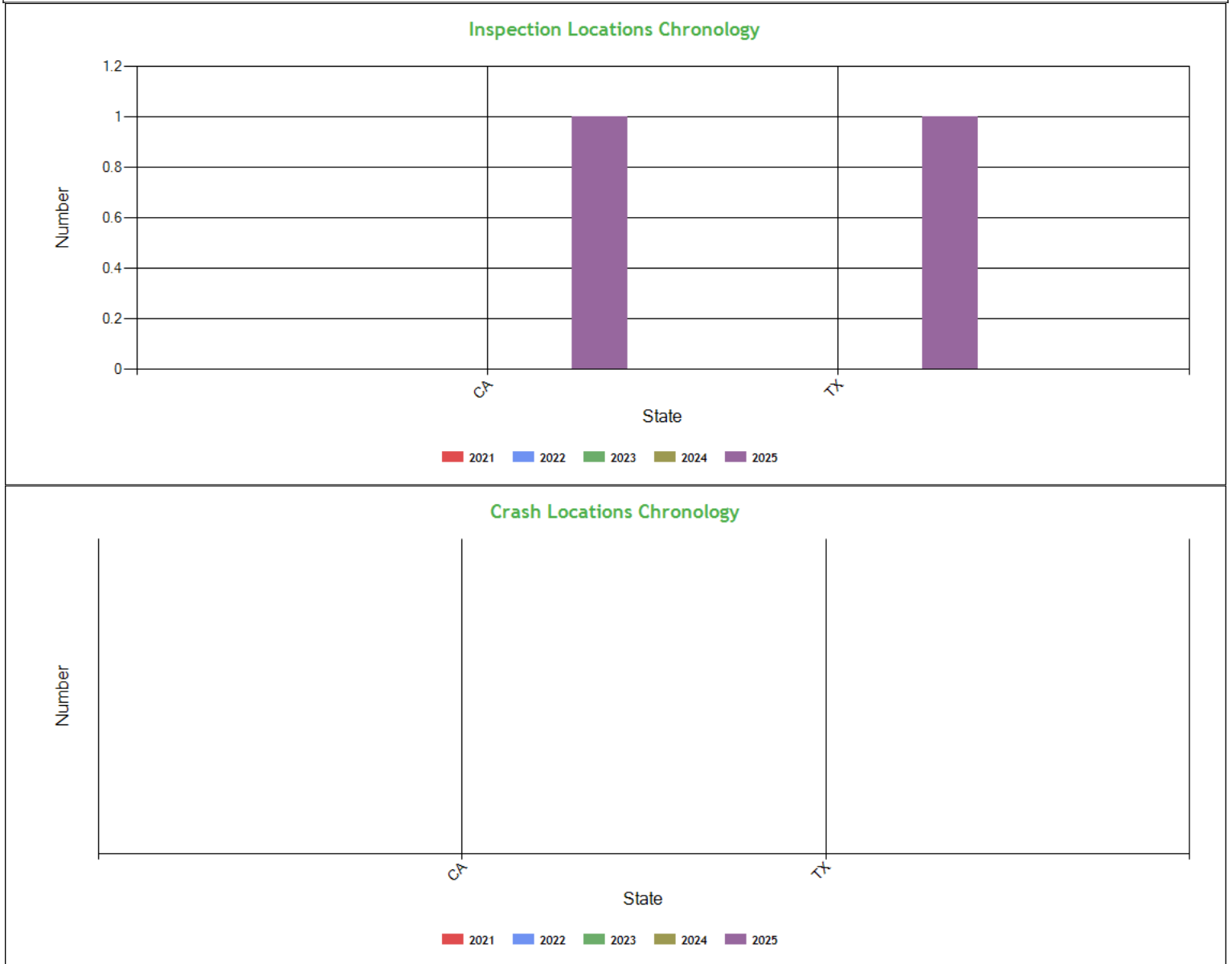
Date Range	Inspections	Violations	Out-of-Services	Crashes
TOTAL	2	2	0	0
1 - 6 months	1	2	0	0
7 - 12 months	0	0	0	0
13 - 18 months	0	0	0	0
19 - 24 months	0	0	0	0
25 - 30 months	0	0	0	0
31 - 36 months	0	0	0	0
37 - 42 months	0	0	0	0
43 - 48 months	0	0	0	0

Radius of Operation (based on Inspections and Crashes during the past 3 years) ToC

	Total	Drive between 0 and 50 miles radius	Drive between 51 and 200 miles radius	Drive between 201 and 300 miles radius	Drive between 301 and 400 miles radius	Drive between 401 and 500 miles radius	Drive between 501 and 600 miles radius	Drive beyond 600 miles radius
Power Units (i.e. unique VINs)	1	0	0	0	0	0	0	1
Percent	100%	0%	0%	0%	0%	0%	0%	100%



Inspection & Crash Locations - Chart [ToC](#)



Inspection & Crash Locations - Table [ToC](#)

State	Inspections					Violations					Out-of-Services					Crashes				
	2021	2022	2023	2024	2025	2021	2022	2023	2024	2025	2021	2022	2023	2024	2025	2021	2022	2023	2024	2025
TOTAL	0	0	0	0	2	0	0	0	0	2	0	0	0	0	0	0	0	0	0	0
CA	0	0	0	0	1	0	0	0	0	0	0	0	0	0	0	0	0	0	0	0
TX	0	0	0	0	1	0	0	0	0	2	0	0	0	0	0	0	0	0	0	0

Hot Spot Summary [ToC](#)

Year	Month	Level 5	Level 5 %	Level 4	Level 4 %	Level 3	Level 3 %	Level 2	Level 2 %	Level 1	Level 1 %	Level 0	Level 0 %	Levels 1 - 5	Levels 1 - 5 %
2025	December (Partial)	0	0.00%	0	0.00%	1	50.00%	0	0.00%	0	0.00%	0	0.00%	1	50.00%
2025	June	0	0.00%	1	50.00%	0	0.00%	0	0.00%	0	0.00%	0	0.00%	1	50.00%



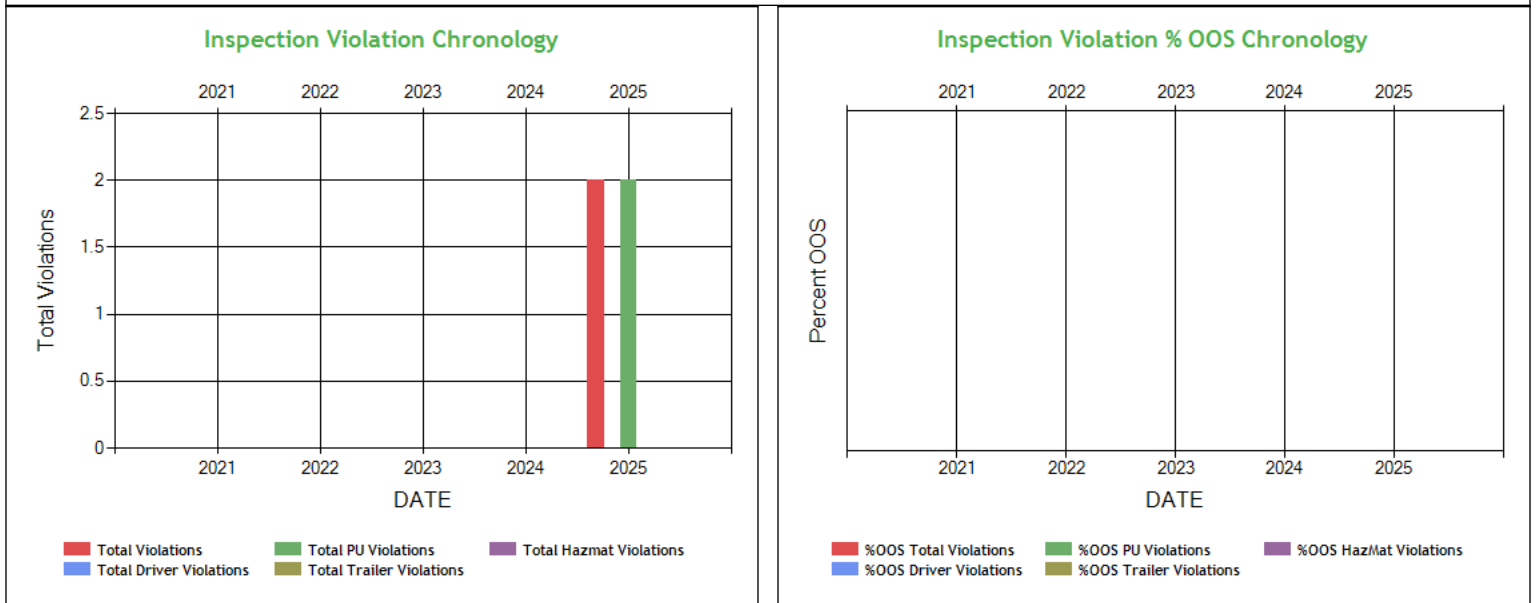
Totals	0	0.00%	1	50.00%	1	50.00%	0	0.00%	0	0.00%	0	0.00%	2	100.00%
--------	---	-------	---	--------	---	--------	---	-------	---	-------	---	-------	---	---------

Hot Spot Analysis

State	County	Level	Count	Percentage
TX	Kaufman	4	1	50.00%
CA	Merced	3	1	50.00%

Report generated using the last 12 full months of inspection data

Inspection Violation % OOS Chronology - Chart [ToC](#)

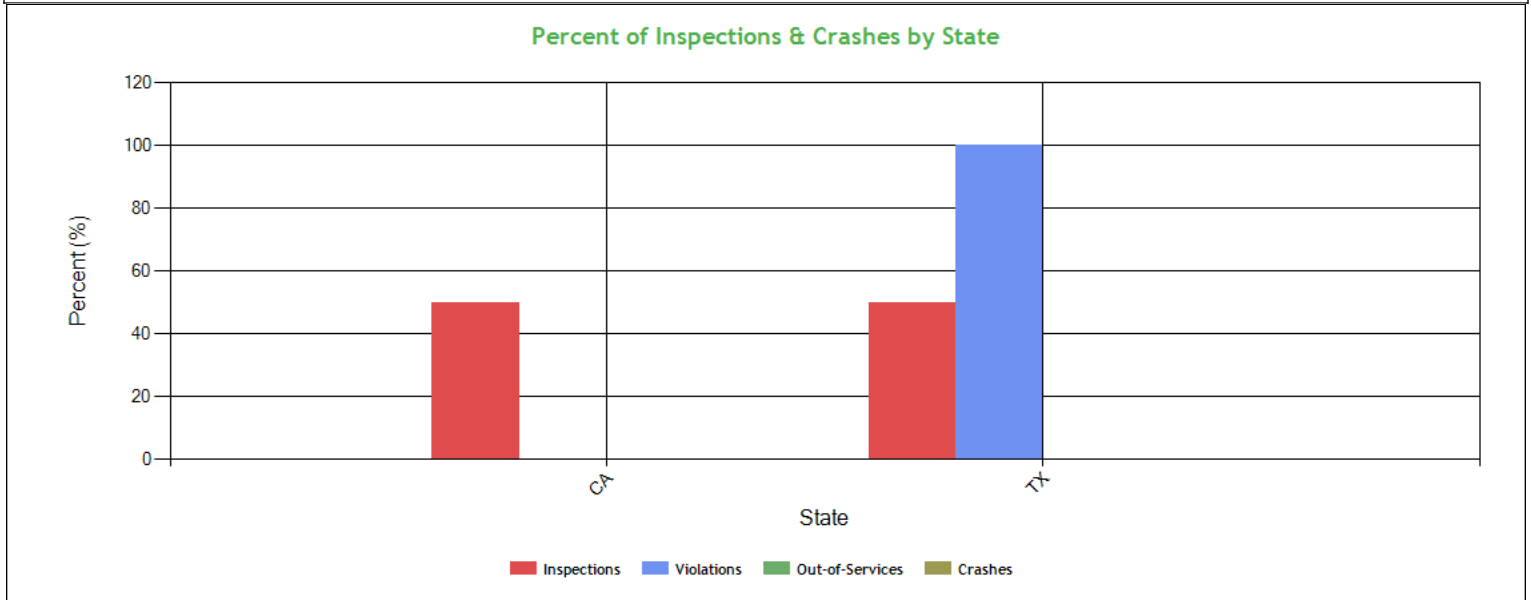


Inspection Violation % OOS Chronology - Table [ToC](#)

	2021	2022	2023	2024	2025
Total Violations	0	0	0	0	2
Total Out Of Services	0	0	0	0	0
%OOS Total Violations	0	0	0	0	0
Total Driver Violations	0	0	0	0	0
Total Driver Out Of Services	0	0	0	0	0
%OOS Driver Violations	0	0	0	0	0
Total PU Violations	0	0	0	0	2
Total PU Out Of Services	0	0	0	0	0
%OOS PU Violations	0	0	0	0	0
Total Trailer Violations	0	0	0	0	0
Total Trailer Out Of Services	0	0	0	0	0
%OOS Trailer Violations	0	0	0	0	0
Total Hazmat Violations	0	0	0	0	0
Total Hazmat Out Of Services	0	0	0	0	0
%OOS HazMat Violations	0	0	0	0	0



Percent of Insp & Crash by State - Chart ToC



Percent of Insp & Crash by State - Table (based on Inspection data from the last 4 years) ToC

State	Inspections		Violations		Out-of-Services		Crashes	
	Total	Percent	Total	Percent	Total	Percent	Total	Percent
	2	100	2	100	0	100	0	100
CA	1	50	0	0	0	0	0	0
TX	1	50	2	100	0	0	0	0

VIN Insp Summary by State (based on inspection from the last 2 years) ToC

VIN	Insp	Viol Pts	Counts in each State	
			TX	
			Insp	Viol Pts
TOTALS	1/ 4*	1/ 4**	1	4
3AKJHHR6PSN Y0476	1	4	1	4

*<Total number of inspections for these 1 VIN(s)>/n<Total number of inspections for these 1 state(s)>

**<Total severity sum for these 1 VIN(s)>/n<Total severity sum for these 1 state(s)>

Violations By Unit Type ToC

of Violations: 2 Total Severity: 4 based on inspections in the last 2 years

Violation Unit: Power Unit	# of Violations: 2	Total Severity: 4	% of Total: 100%
Viol. Group: Reflective Sheeting	# of Violations: 1	Total Severity: 3	% of Total: 75%
Violation	Number of Occurrences	Viol. Severity	Total Severity
393.11TL:No retro reflective sheeting or reflex reflectors	1	3	3
Viol. Group: Windshield/ Glass/ Markings	# of Violations: 1	Total Severity: 1	% of Total: 25%
393.78:Windshield wipers inoperative/defective	1	1	1



Equipment Ownership [ToC](#) **Equipment Ownership** (based on MCS-150 dated 5/12/2025)

	Trucks	Tractors	Trailers	Motor Coaches	Vans
Owned	0	1	1	0	0
Term Leased	0	0	0	0	0
Trip Leased	0	0	0	0	0
Total No.	0	1	1	0	0

Equipment Details Power Units [ToC](#)

VIN	Latest Insp Date	Year	Make	Model	Body Class	Body Type	Axles	Len	Fuel Type
3AKJHHDR6PS NY0476	06/02/2025	2023	FREIGHTLINER	Cascadia	Truck-Tractor	-	-	-	-

Equipment Details Trailers

VIN	Latest Insp Date	Year	Make	Model	Body Class	Body Type	Axles	Len	Fuel Type
1JJV532D5ML2 48183	06/02/2025	2021	WABASH	Dry Van Duraplate	Trailer	Van Trailer	2	53	-

Vehicle Age [ToC](#)

Year	# Power Units	PU Percentage	# Trailers	Trailres Percentage
2023	1	100.00%	0	0.00%
2021	0	0.00%	1	100.00%

Based on 24 months of inspection data, see the live report for more options

States of Power Unit Registrations [ToC](#)

State	TX
Number of Power Units	1

Equipment Acquisitions - Table [ToC](#)

	Power Units inspected for 1st time in past 12 months	Power Units inspected for 1st time in past 24 months	Power Units inspected during entire date range	Trailers inspected for 1st time in past 12 months	Trailers inspected for 1st time in past 24 months	Trailers inspected during entire date range
Unique VINs	1	1	1	1	1	1
Unique License Plates	1	1	1	1	1	1
License Plate States	1	1	1	1	1	1

Driver Details [ToC](#) **Driver Details** (based on MCS-150 dated 5/12/2025)

	Within 100 mi	Beyond 100 mi	TOTAL
# Drivers Interstate	0	3	3
# Drivers Intrastate	0	0	0
TOTAL	0	3	/

Avg. # Trip Lease Drivers/Mo: 0 # Drivers Grand Total: 3 # Drivers Commercially Licensed: 3



Shared VIN Summary [ToC](#)

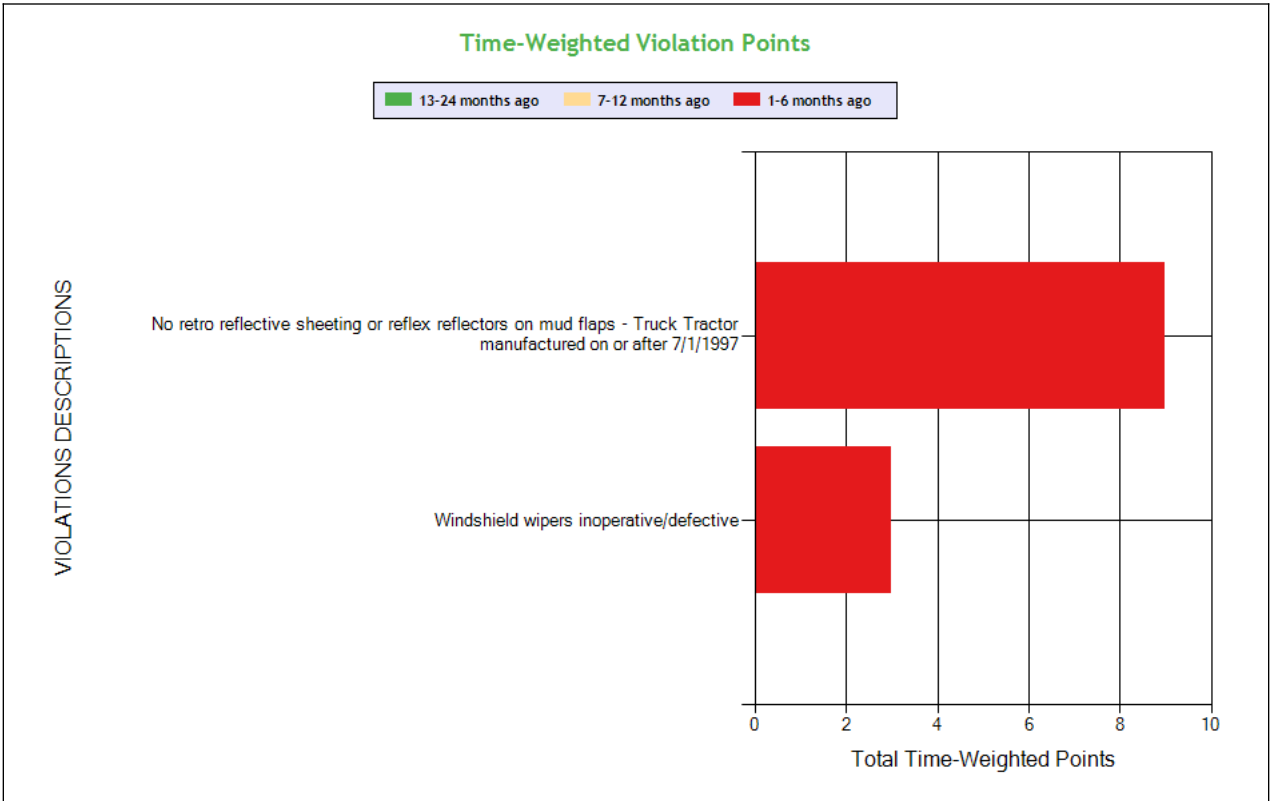
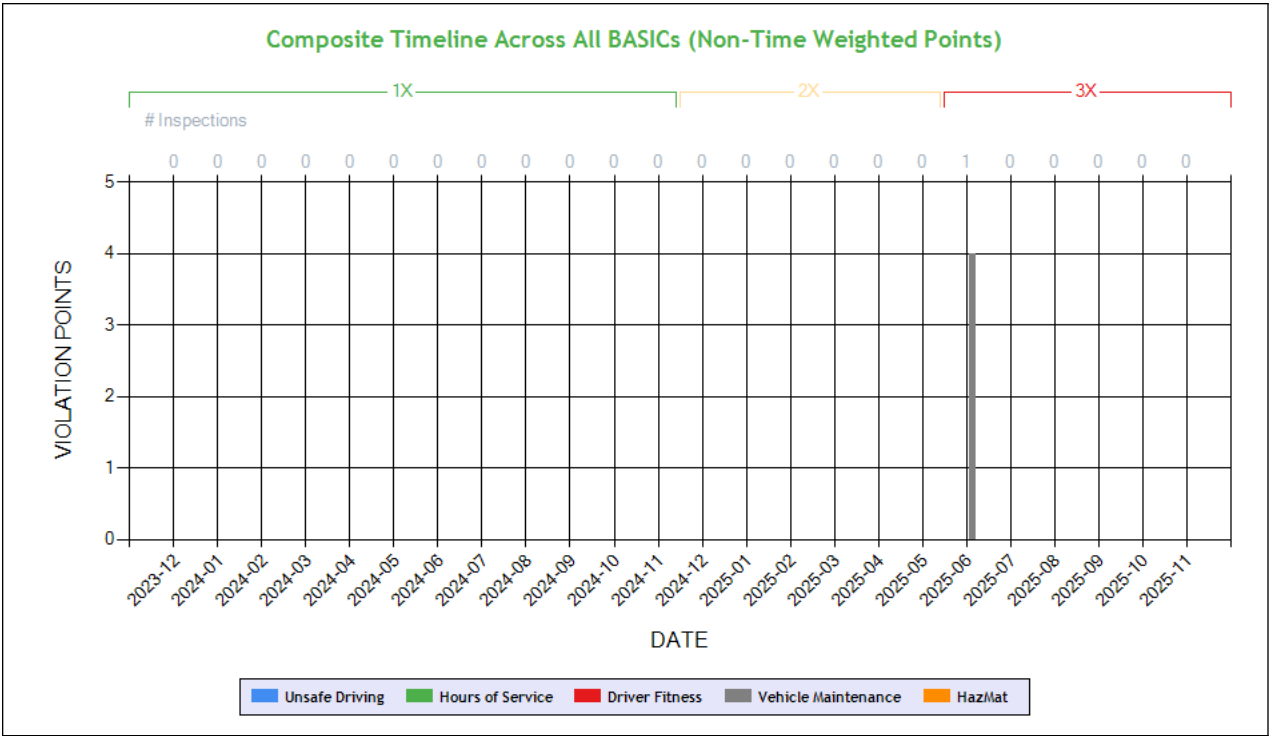
No Data

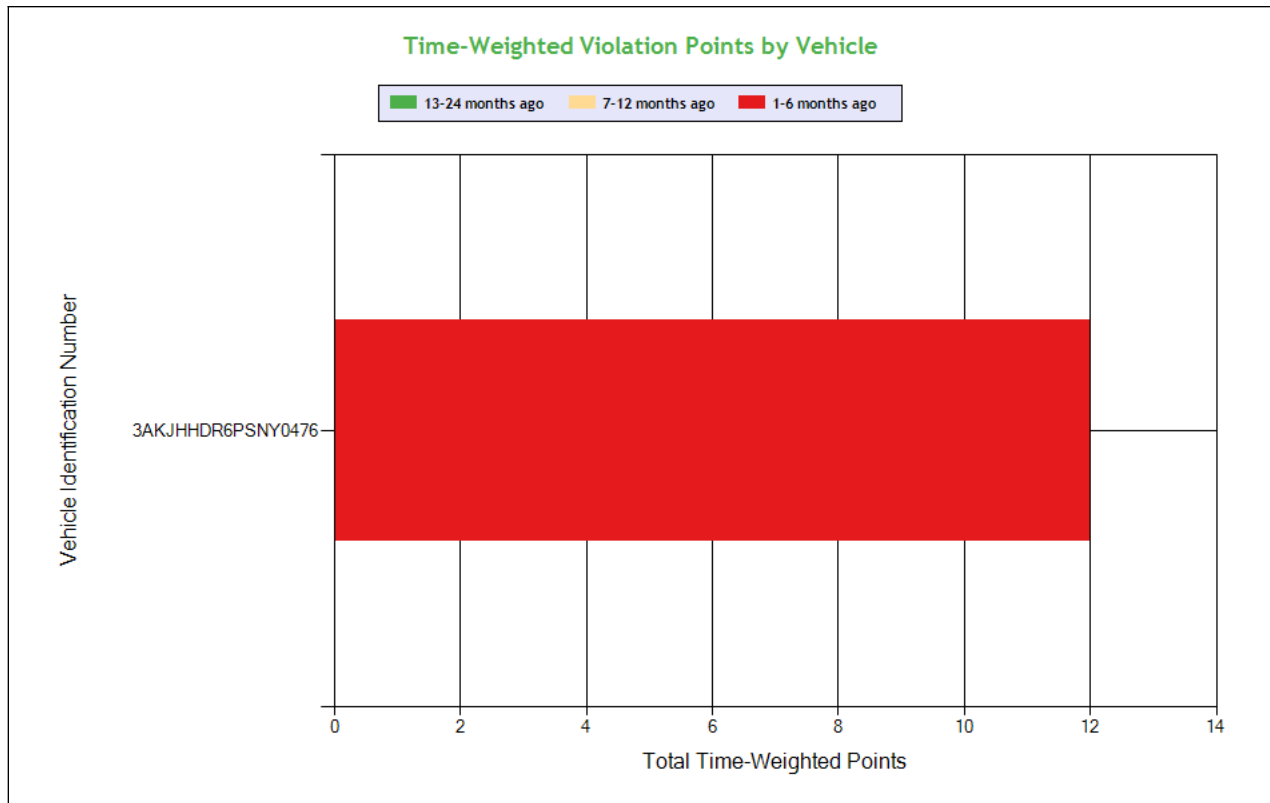
SHIPPERS DETAIL [ToC](#) based on Inspection results for the last 4 years

Shipper Name	Number of Inspections	Shipper Name	Number of Inspections
No Shipper listed	1	PICK UP	1



Carrier Underwriting Report Safety Summary ToC





See the Excel file for the complete analysis

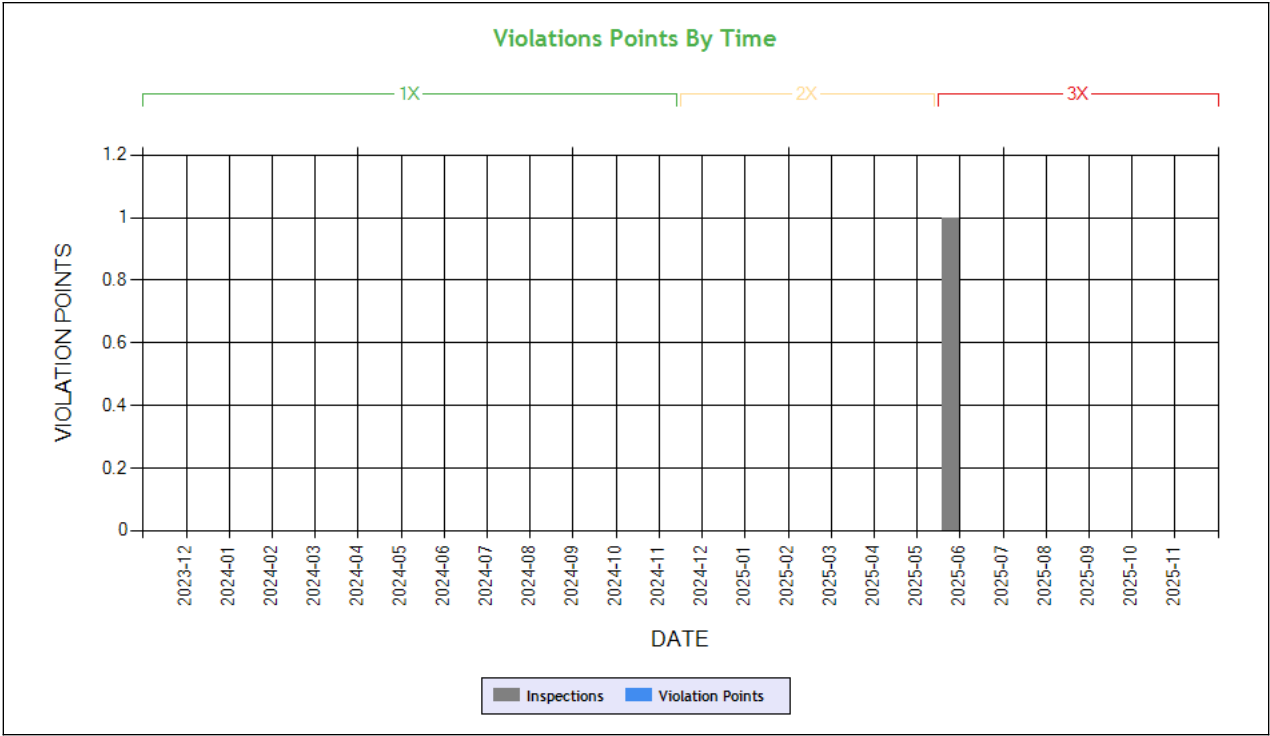
Violations is in (1-6/7-12/13-24mo)

Shaded = Out Of Service Violation				
Violation Group			Reflective Sheeting	Windshield/ Glass/ Markings
Violation Description	Total Time-weighted Points by VIN	% of Total Time-weighted Points by VIN	No retro reflective sheeting or reflex reflectors on mud flaps - Truck Tractor manufactured on or after 7/1/1997	Windshield wipers inoperative/defective
Driver Resp			Yes	Yes
Total Time-weighted Points			9	3
% Total Time-Wt Pts			75.00	25.00
3AKJHHDR6PSNY0476	12	100	9 (1/0/0)	3 (1/0/0)



SAFETY ANALYSIS ToC

Unsafe Driving



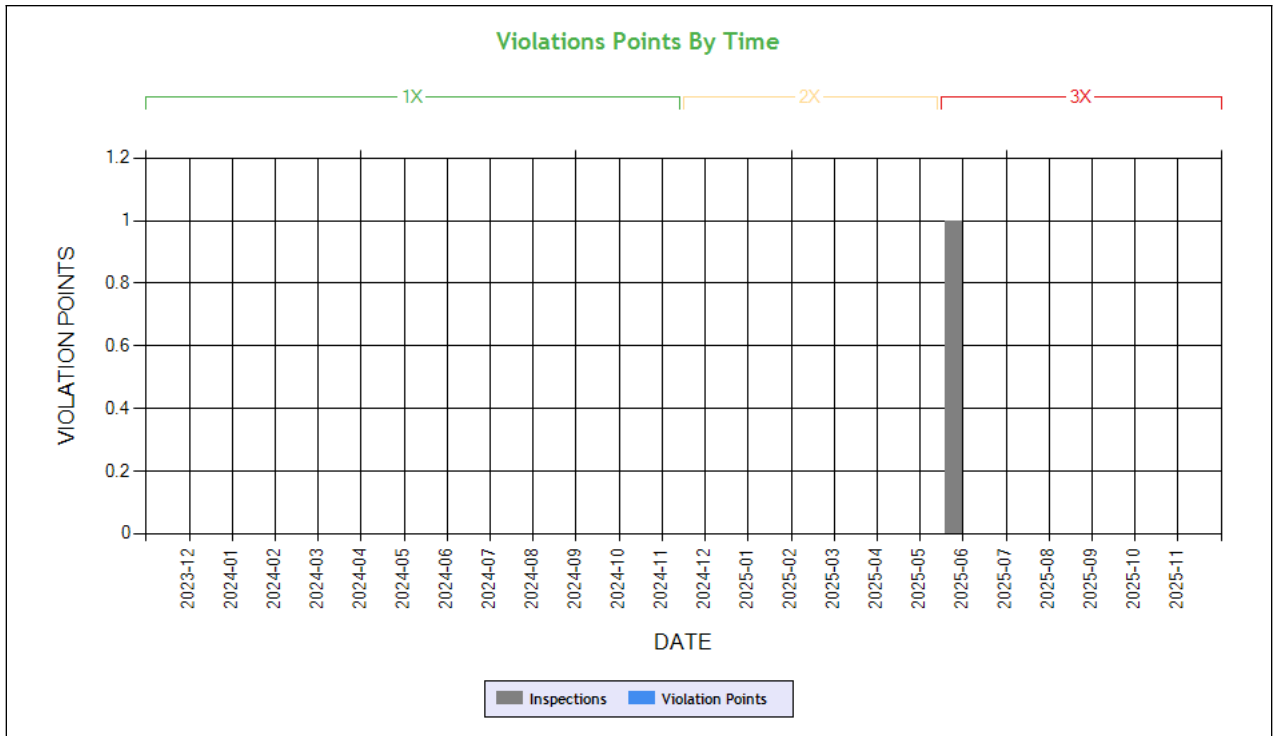
Time-Weighted Violation Points - no data available to draw a chart
Time-Weighted Severity Points by Vehicle - no data available to draw a chart

See the Excel file for the complete analysis # Violations is in (1-6/7-12/13-24mo)

Shaded = Out Of Service Violation		
Violation Group		
Violation Description	Total Time-weighted Points by VIN	% of Total Time-weighted Points by VIN
Driver Resp		
Total Time-weighted Points		
% Total Time-Wt Pts		

HOS Compliance

Time-Weighted Violation Points - no data available to draw a chart
Time-Weighted Severity Points by Vehicle - no data available to draw a chart



Carrier Software
 1-800-646-5152
 info@CarrierSoftware.com

CONFIDENTIAL - Intended for use by Amerigo Insurance Agency - Date: 12/16/2025

GREAT WIDE LOGISTICS LLC - DOT# 3153822 / MC106340

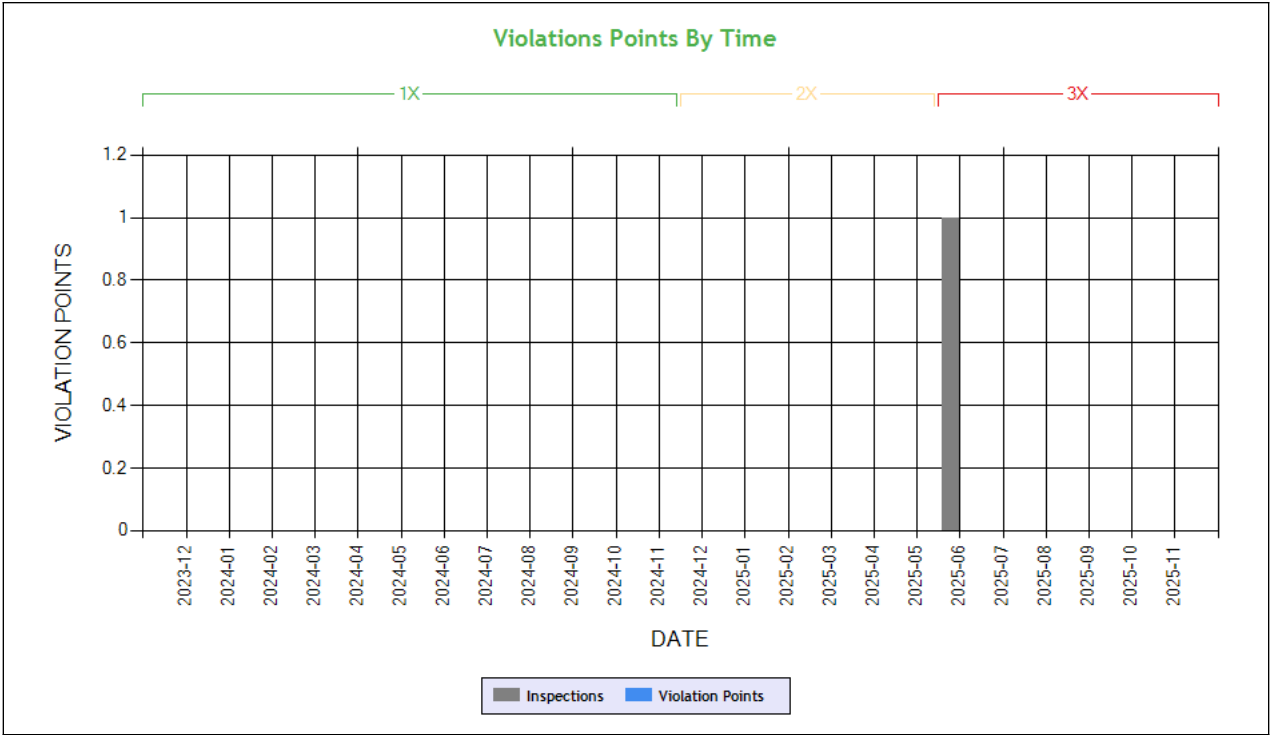
See the Excel file for the complete analysis

Violations is in (1-6/7-12/13-24mo)

Shaded = Out Of Service Violation		
Violation Group		
Violation Description	Total Time-weighted Points by VIN	% of Total Time-weighted Points by VIN
Driver Resp		
Total Time-weighted Points		
% Total Time-Wt Pts		



Driver Fitness



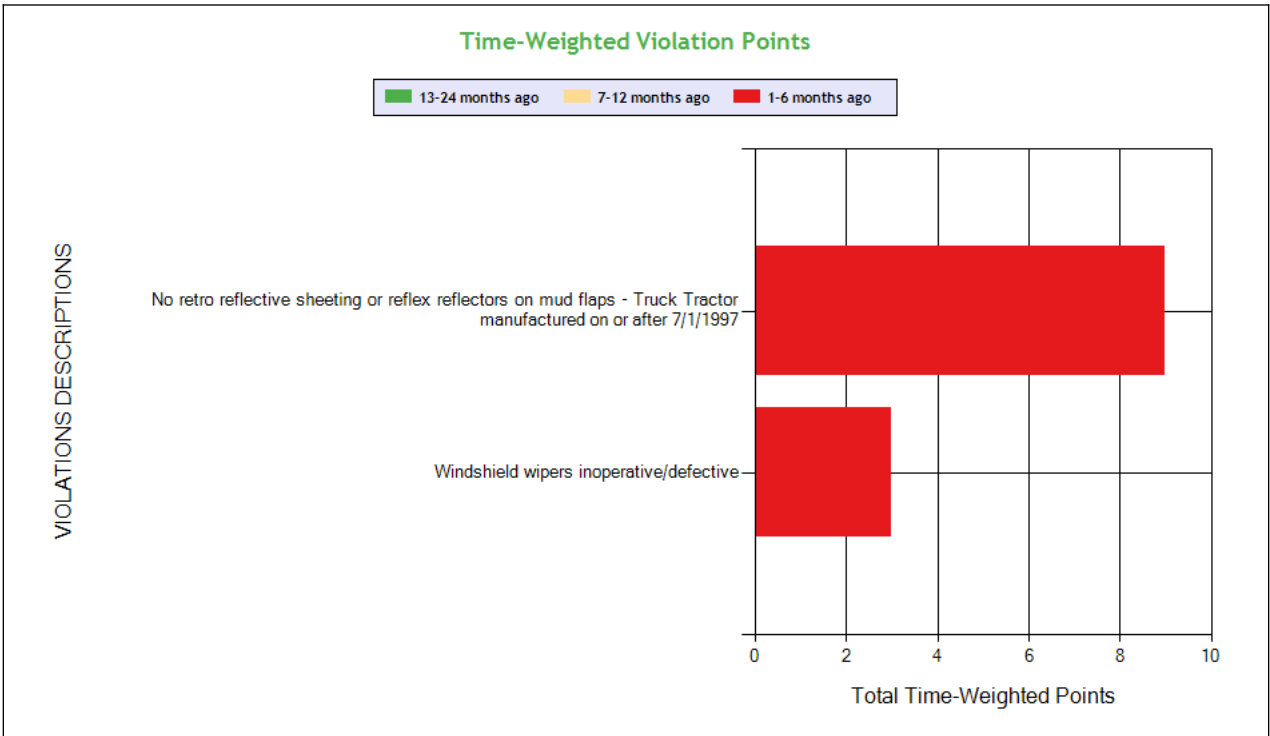
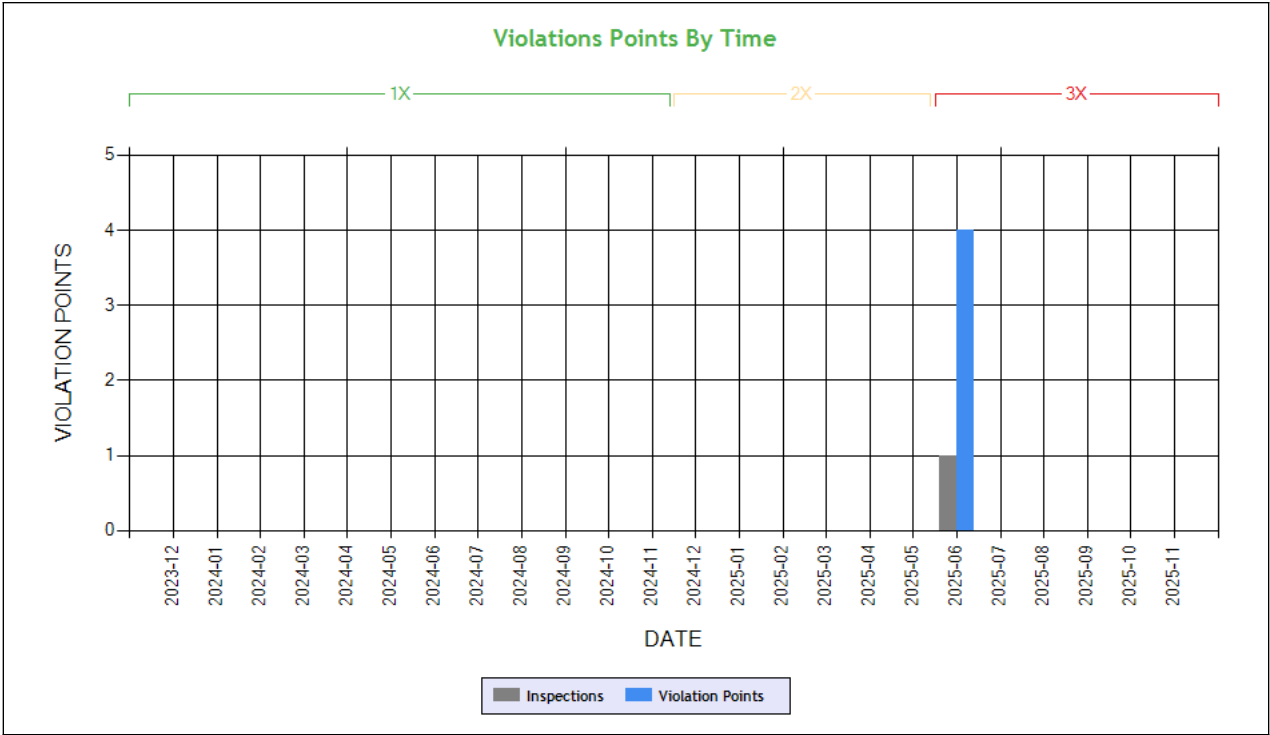
Time-Weighted Violation Points - no data available to draw a chart
Time-Weighted Severity Points by Vehicle - no data available to draw a chart

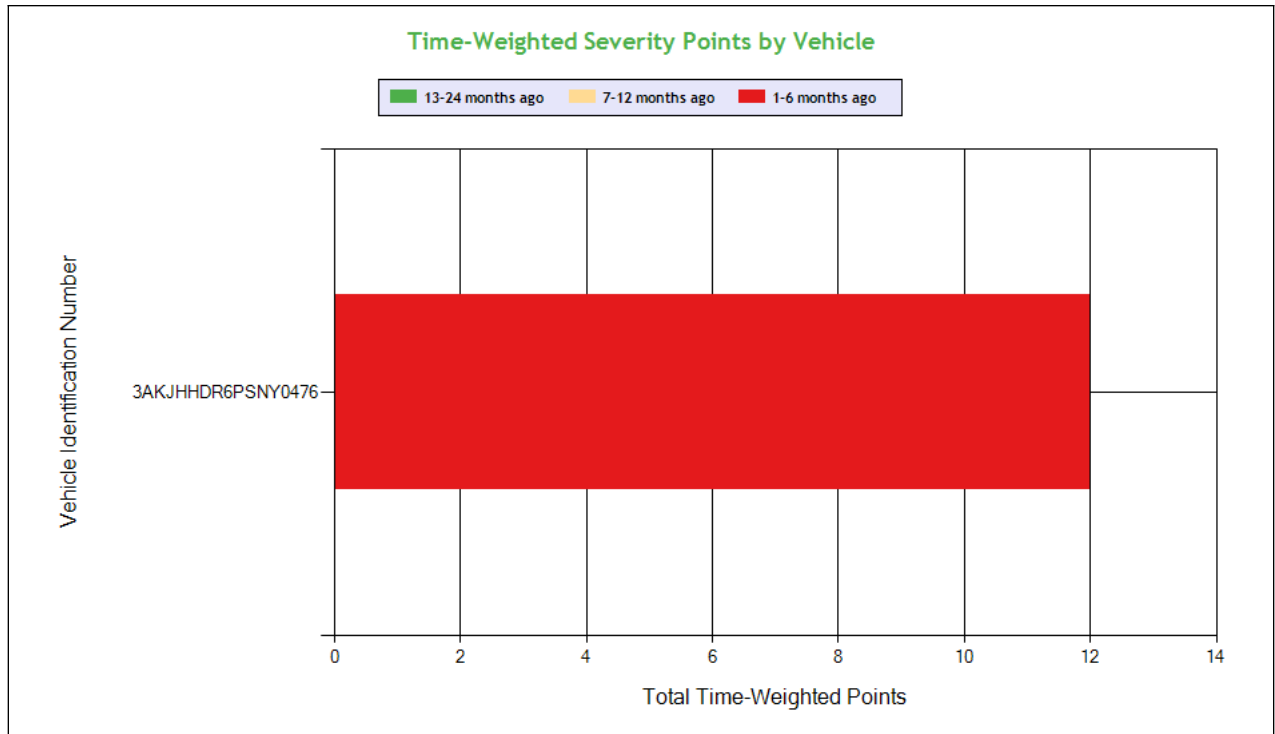
See the Excel file for the complete analysis # Violations is in (1-6/7-12/13-24mo)

Shaded = Out Of Service Violation		
Violation Group		
Violation Description	Total Time-weighted Points by VIN	% of Total Time-weighted Points by VIN
Driver Resp		
Total Time-weighted Points		
% Total Time-Wt Pts		



Vehicle Maintenance





See the Excel file for the complete analysis

Violations is in (1-6/7-12/13-24mo)

Shaded = Out Of Service Violation				
Violation Group			Reflective Sheeting	Windshield/ Glass/ Markings
Violation Description	Total Time-weighted Points by VIN	% of Total Time-weighted Points by VIN	No retro reflective sheeting or reflex reflectors on mud flaps - Truck Tractor manufactured on or after 7/1/1997	Windshield wipers inoperative/defective
Driver Resp			Yes	Yes
Total Time-weighted Points			9	3
% Total Time-Wt Pts			75.00	25.00
3AKJHHDR6PSNY0476	12	100	9 (1/0/0)	3 (1/0/0)

COLOR CODED CRASH TABLE

ToC

No crashes have been reported by the DOT on this Motor Carrier

INSPECTIONS WITH SHARED EQUIPMENT:
 No Data



LEGEND

Vehicle Information

Inspection for DOT # being analyzed

Inspection for Different DOT #

Crash Information for specific VIN

INSPECTION DETAILS for ALL Inspections

PDF shows the first 100 Power Unit & Trailer VINs with most recent inspections using data from the last 4 years

POWER UNIT Inspections Section

VIN: 3AKJHHDR6PSNY0476				Unit: Truck Tractor	Year: 2023	Make: FREIGHTLINER	
DOT No: 3153822		Docket No: MC106340		Name: GREAT WIDE LOGISTICS LLC		Interstate: Yes	
Date	Unit License	Unit Lic State	Violation Unit	Violation Description	Severity	OOS	Citation
06/02/2025	ZP59986	CA	1	393.11TL - No retro reflective sheeting or reflex reflectors on mud flaps - Truck Tractor manufactured on or after 7/1/1997	3	No	
06/02/2025	ZP59986	CA	1	393.78 - Windshield wipers inoperative/defective	1	No	
DOT No: 2488075				Unit: Truck Tractor	Year: 2023	Make: FREIGHTLINER	
DOT No: 2488075		Docket No: MC861539		Name: PAMMA TRANSPORTATION INC		Interstate: Yes	
Date	Unit License	Unit Lic State	Violation Unit	Violation Description	Severity	OOS	Citation
10/22/2024	YP60068	CA	-	-	-	-	-
09/25/2024	YP60068	CA	1	392.2 - Operating a commercial motor vehicle not in accordance with the laws, ordinances, and regulations of the jurisdiction in which it is being operated - Vehicle Maintenance	0	No	
09/25/2024	YP60068	CA	1	393.11A1	0	No	
09/25/2024	YP60068	CA	1	393.203E - Cab front bumper missing/ unsecured/protruding	2	No	
09/25/2024	YP60068	CA	D	395.24 - HOS (ELD) - ELD FORM AND MANNER	1	No	
09/25/2024	YP60068	CA	D	395.30B1 - Driver failed to certify the accuracy of the information gathered by the ELD	1	No	
12/11/2023	YP60068	CA	-	-	-	-	-
05/18/2023	YP60068	CA	1	392.2WC - Wheel (Mud) Flaps missing or defective	1	No	

TRAILER Inspections Section

VIN: 3AKJHHDR6PSNY0476				Unit: Truck Tractor	Year: 2023	Make: FREIGHTLINER	
DOT No: 3153822		Docket No: MC106340		Name: GREAT WIDE LOGISTICS LLC		Interstate: Yes	
Date	Unit License	Unit Lic State	Violation Unit	Violation Description	Severity	OOS	Citation
06/02/2025	ZP59986	CA	1	393.11TL - No retro reflective sheeting or reflex reflectors on mud flaps - Truck Tractor manufactured on or after 7/1/1997	3	No	
06/02/2025	ZP59986	CA	1	393.78 - Windshield wipers inoperative/defective	1	No	
DOT No: 2488075				Unit: Truck Tractor	Year: 2023	Make: FREIGHTLINER	
DOT No: 2488075		Docket No: MC861539		Name: PAMMA TRANSPORTATION INC		Interstate: Yes	



Date	Unit License	Unit Lic State	Violation Unit	Violation Description	Severity	OOS	Citation
10/22/2024	YP60068	CA	-	-	-	-	-
09/25/2024	YP60068	CA	1	392.2 - Operating a commercial motor vehicle not in accordance with the laws, ordinances, and regulations of the jurisdiction in which it is being operated - Vehicle Maintenance	0	No	
09/25/2024	YP60068	CA	1	393.11A1	0	No	
09/25/2024	YP60068	CA	1	393.203E - Cab front bumper missing/ unsecured/protruding	2	No	
09/25/2024	YP60068	CA	D	395.24 - HOS (ELD) - ELD FORM AND MANNER	1	No	
09/25/2024	YP60068	CA	D	395.30B1 - Driver failed to certify the accuracy of the information gathered by the ELD	1	No	
12/11/2023	YP60068	CA	-	-	-	-	-
05/18/2023	YP60068	CA	1	392.2WC - Wheel (Mud) Flaps missing or defective	1	No	

Inspection Summary By Month (based on inspections from the last 4 years) **ToC**

Year-Month	Number of Inspections	Number of Power Units	Total Violations	Total OOS Inspections	Total Severity Points	Number of Crashes
2025-06	1	1	2	0	4	0

Note: The most recent month's counts may not include all the inspections for that month.

VIN Inspection Violation Details **ToC**

of VINs: 2 # of Insp: 2 Severity Weight: 8 Avg. Weight/VIN: 4.0 (based on inspections in the last 4 years, showing top 50 VINs inspected most recently)

VIN 1JJV532D5ML248183		# of Inspections: 1		Total Severity: 4		Percentage of Total: 50.00%		Avg. Weight Per Inspection: 4.0	
Inspection Date	Inspection ID	Inspection State	Location Description	Total Severity	# of Violations	Shipper Name	Inspection Level	Post Accident	Out of Service
06/02/2025	84926027	TX	IH20 EB TERRELL SCALE	4	2	PICK UP	2	No	No
BASIC		Unit Type		Severity		Description		Out of Service	
Vehicle Maintenance		Semi Trailer		3		393.11TL:No retro reflective sheeting or reflex reflectors		No	
Vehicle Maintenance		Semi Trailer		1		393.78:Windshield wipers inoperative/defective		No	
VIN 3AKJHHDR6PSNY0476		# of Inspections: 1		Total Severity: 4		Percentage of Total: 50.00%		Avg. Weight Per Inspection: 4.0	
Inspection Date	Inspection ID	Inspection State	Location Description	Total Severity	# of Violations	Shipper Name	Inspection Level	Post Accident	Out of Service
06/02/2025	84926027	TX	IH20 EB TERRELL SCALE	4	2	PICK UP	2	No	No
BASIC		Unit Type		Severity		Description		Out of Service	
Vehicle Maintenance		Truck Tractor		3		393.11TL:No retro reflective sheeting or reflex reflectors		No	
Vehicle Maintenance		Truck Tractor		1		393.78:Windshield wipers inoperative/defective		No	

Inspection History **ToC**

Inspection Date	Report Number	Report State	PU VIN	TR VIN	Severity Weight	Time Weight
12/08/2025	N9PI009906	CA				3
06/02/2025	V251868136	TX	3AKJHHDR6PSNY0476 - Truck Tractor	1JJV532D5ML248183 - Semi Trailer		3
Power Unit Violation - Vehicle Maintenance Violation: 393.78 - Windshield wipers inoperative/defective					1	
Power Unit Violation - Vehicle Maintenance Violation: 393.11TL - Truck Tractor manufactured on or after 7/1/1997 with no retro reflective sheeting or reflex reflectors on mud flaps					3	

Only the first 20 inspections are shown. See the live report for more data.

Crash Hot Spots **ToC**

State	Level 1 (lowest crash frequency)	Level 2	Level 3	Level 4	Level 5 (highest crash frequency)
Texas	0	0	1	0	0
Total	0	0	1	0	0

Company Level: 3



Equipment and Driver Details ToC

MCS-150 Date	Equipment (Owned/Leased/Trip)			Driver Details		
	Tractors	Straight Trucks	Trailers	CDL's	Interstate	Intrastate
05/12/2025	1/0/0	0/0/0	1/0/0	3	3	0
04/12/2024	1/0/0	0/0/0	1/0/0	1	1	0
10/31/2022	1/0/0	0/0/0	0/0/0	1	1	0
08/18/2022	1/0/0	0/0/0	0/0/0	1	1	0
06/26/2018	1/0/0	0/0/0	1/0/0	1	1	0

Chameleon Type 1 - Chameleon issues highlighted in RED ToC

DOT	Legal Name	MCS-150 Date	Physical Address	Mailing Address	Company Rep 1	Company Rep 2	Phone	Fax	Cell Phone	Email
855057	MONTANA CARRIERS INC	10/17/2025	5302 TRABUCO CANYON DRIVE, BAKERSFIELD, CA, 93307	5302 TRABUCO CANYON DRIVE, BAKERSFIELD, CA, 93307	GURDIP SINGH		(661)-444-8951	(661)-366-0406	(661)-444-8951	MONTANACARRIERS@YAHOO.COM
3976553	GSA TRUCKLINE INC	08/13/2025	14316 PALM CT, KERNAN, CA, 93630	14316 PALM CT, KERNAN, CA, 93630-1959	GURDIP SINGH		(559)-513-4674			GSATRUCKLINE INC@GMAIL.COM
3402830	MHM TRANS LLC	08/08/2025	8348 WHITAKER VALLEY BLVD, INDIANAPOLIS, IN, 46237	8348 WHITAKER VALLEY BLVD, INDIANAPOLIS, IN, 46237-8759	GURDIP SINGH		(732)-585-7268			MHMTRANS20@GMAIL.COM
3009305	GURDIP SINGH	08/08/2025	13393 TALC ST, LATHROP, CA, 95330-9212	13393 TALC ST, LATHROP, CA, 95330-9212	GURDIP SINGH		(209)-740-3240			GURDIPSINGH82@YAHOO.COM
2631357	NATIONAL PRIDE TRANSPORT INC	08/04/2025	995 DALLAS DR, LIVINGSTON, CA, 95334	995 DALLAS DR, LIVINGSTON, CA, 95334	GURDIP SINGH		(209)-382-6115		(209)-382-6115	harp@nationalpridetrans.com
4273455	APS FREIGHTLINES	06/14/2025	1534 CALHOUN AVE, RIPON, CA, 95366	1534 CALHOUN AVE, RIPON, CA, 95366-9343	GURDIP SINGH		(209)-302-2525			APSFREIGHTLINESINC@GMAIL.COM
3153295	SHEROWAL EXPRESS INC	06/10/2025	5941 WALNUT RD, CORNING, CA, 96021	5941 WALNUT RD, CORNING, CA, 96021-2133	GURDIP SINGH		(530)-567-9114		(530)-567-9114	SHEROWALEXPRESS@GMAIL.COM
2878738	GURDIP SINGH	05/28/2025	2255 GOLDEN AVE, CLOVIS, CA, 93611	2255 GOLDEN AVE, CLOVIS, CA, 93611-5058	GURDIP SINGH		(559)-287-7719			GURDIPGREWAL82@YAHOO.COM
3295959	EVERGREEN LOGISTICS LLC	05/23/2025	3048 PINE CREEK DR, MOUNT VERNON, WA, 98273	1901 FRONT ST, LYNDEN, WA, 98264-9134	GURDIP SINGH		(360)-982-0676			DIPA_2010@HOTMAIL.COM
2653955	RURKA TRUCKING INC	05/01/2025	72 CASSIA ST, PITTSBURG, CA, 94565	72 CASSIA ST, PITTSBURG, CA, 94565	GURDIP SINGH		(925)-575-1050		(925)-575-1050	RURKA74@YAHOO.COM
3772590	GN TRUCKLINES INC	08/15/2025	4556 W PALO ALTO APT 203, FRESNO, CA, 93722	4556 W PALO ALTO APT 203, FRESNO, CA, 93722	GAGANDEEP SINGH	GURDIP SINGH	(559)-728-7215		(559)-728-7215	DISPATCH@GNTRUCKLINES.ORG
664230	GURDIP SINGH	06/22/2020	2328 N SONORA AVE, FRESNO, CA, 93722	2328 N SONORA AVE, FRESNO, CA, 93722	GURDIP SINGH	GURDIP SINGH	(559)-274-8912	(559)-277-3305	(559)-274-8912	
2922248	EKONKAR TRANSPORT LLC	10/28/2016	18 BRADFORD PLACE, ISELIN, NJ, 08830	18 BRADFORD PLACE, WOODBRIDGE, NJ, 08830	RUPINDER KAUR	GURDIP SINGH	(732)-887-2877	(732)-862-1163	(732)-692-7250	EKONKARTRANSPORT@GMAIL.COM

Chameleon Type 2 ToC

VIN	Unit Type	Inspection Date	DOT No	Company Name	City	State
-----	-----------	-----------------	--------	--------------	------	-------