



## Table of Contents

1. Overview	2. BASIC Scores History
3. BASIC Measures	4. KPI: BASIC Measures by Cargo Group
5. Estimated ISS Score	6. Investigation Results
7. Penalties History	8. Acute Critical Violations
9. Red Flag Violation Details	10. DOT Registration Information
11. DOT MCS-150 History	12. Crash Summary
13. Inspection Summary	14. KPI: Inspection Viol OOS Rates by Cargo Group
15. FHWA Registration Information	16. FHWA Insurance Information
17. FHWA Authorities	18. Severe Violations
19. Violation Report	20. Violation Summary
21. Violation Enforcement Chronology	22. Inspection Violations & OOS Counts
23. Radius Of Operation	24. Inspection & Crash Locations
25. Cargo Hot Spots	26. Inspection Violations & OOS Chronology
27. Percent of Insp & Crash by State	28. VIN Insp Summary by State
29. Violations By Unit Type	30. Equipment Ownership
31. Equipment Details	32. Vehicle Age
33. States of Power Unit Registrations	34. Equipment Acquisitions
35. Driver Details	36. Shared VIN Summary
37. Shipper Table	38. Safety Summary
39. Safety Details	40. Crash Detail Color Coded
41. Inspections with Shared Equipment	42. Inspection Tabular Details
43. Inspection Summary By Month	44. VIN Inspection Violation Details
45. Inspection History	



**Business Address**

1333 MONTGOMERY LN  
TRACY, CA  
95377

**Contact Info**

(510)-314-6097  
  
LIVINGTHEBAY510@GMAIL.COM

**FHWA Address**

1333 MONTGOMERY LN  
TRACY,CA,95377  
**Phone:**(510)-314-6097

**Mailing Address**

1333 MONTGOMERY LN  
TRACY, CA  
95377-7930

**Overview ToC**

**Operating Status:** NOT AUTHORIZED Intrastate operations. \*Please Note: NOT AUTHORIZED does not apply to Private or  
One other company viewed this DOT in the past two months  
**Crash/PU ratio:** 0.0%  
**Clean Inspection ratio:** 0.0%

**Estimated BASIC Scores (as of 2/28/2025)**

	Unsafe Driving	Hours of Service	Driver Fitness	Controlled Sub. and Alcohol	Vehicle Maintenance	HM Compliance	Crash
<b>Relative Scores</b>	0% ⊖	0% ○	0% ○	0% ○	0% ○	0% ○	0% ○
<b>Alert Status</b>	No	No	No	No	No	No	No



**Estimated Inspection Selection System (ISS) Score: 67**  
**Category: Optional Inspect**

\* The Estimated ISS score is based on Insufficient Data Algorithm \*

**BASIC Scores History - Unsafe Driving ToC**

There are no Scores for this BASIC

**BASIC Scores History - Hours of Service ToC**

There are no Scores for this BASIC

**BASIC Scores History - Driver Fitness ToC**

There are no Scores for this BASIC

**BASIC Scores History - Controlled Substance ToC**

There are no Scores for this BASIC



**BASIC Scores History - Vehicle Maintenance ToC**

There are no Scores for this BASIC

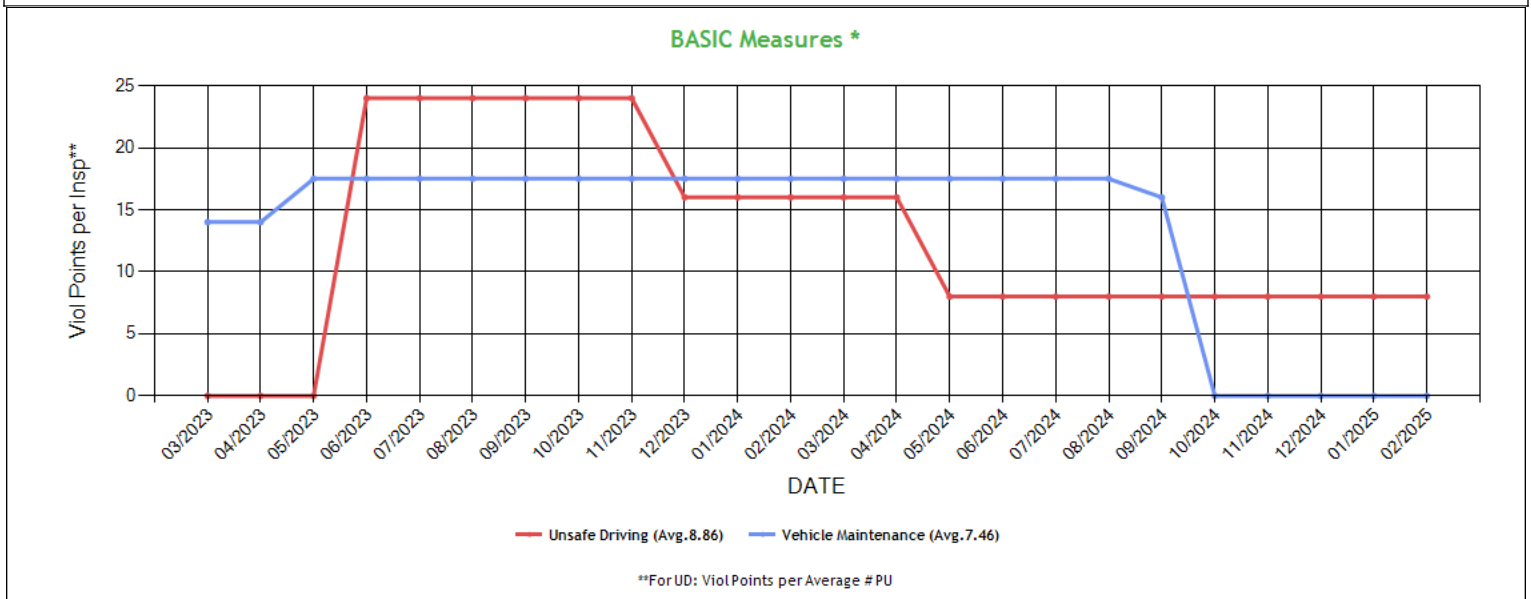
**BASIC Scores History - Crash ToC**

There are no Scores for this BASIC

**BASIC Scores History - Hazmat ToC**

There are no Scores for this BASIC

**BASIC Measures: Violation Points per Inspection Trends ToC**



\* BASIC Measures are the absolute SMS scores that are compared within each Safety Event Group to determine the BASIC Score percentiles. Averages based on fleets with 1-5 power units.



**BASIC Measures \* - Table ToC**

UD-Unsafe Driving, HOS-Hours of Service, DF-Driver Fitness, CS-Controlled Substances, VM-Vehicle Maintenance

Date	UD Measure	UD AC	UD with Viol	HOS Measure	HOS AC	HOS with Viol	DF Measure	DF AC	DF with Viol	CS Measure	CS AC	CS with Viol	VM Measure	VM AC	VM with Viol
02/2025	8.00	N	1	0.00	N	0	0.00	N	0	0.00	N	0	0.00	N	0
01/2025	8.00	N	1	0.00	N	0	0.00	N	0	0.00	N	0	0.00	N	0
12/2024	8.00	N	1	0.00	N	0	0.00	N	0	0.00	N	0	0.00	N	0
11/2024	8.00	N	1	0.00	N	0	0.00	N	0	0.00	N	0	0.00	N	0
10/2024	8.00	N	1	0.00	N	0	0.00	N	0	0.00	N	0	0.00	N	0
09/2024	8.00	N	1	0.00	N	0	0.00	N	0	0.00	N	0	16.00	N	1
08/2024	8.00	N	1	0.00	N	0	0.00	N	0	0.00	N	0	17.50	N	2
07/2024	8.00	N	1	0.00	N	0	0.00	N	0	0.00	N	0	17.50	N	2
06/2024	8.00	N	1	0.00	N	0	0.00	N	0	0.00	N	0	17.50	N	2
05/2024	8.00	N	1	0.00	N	0	0.00	N	0	0.00	N	0	17.50	N	2
04/2024	16.00	N	1	0.00	N	0	0.00	N	0	0.00	N	0	17.50	N	2
03/2024	16.00	N	1	0.00	N	0	0.00	N	0	0.00	N	0	17.50	N	2
02/2024	16.00	N	1	0.00	N	0	0.00	N	0	0.00	N	0	17.50	N	2
01/2024	16.00	N	1	0.00	N	0	0.00	N	0	0.00	N	0	17.50	N	2
12/2023	16.00	N	1	0.00	N	0	0.00	N	0	0.00	N	0	17.50	N	2
11/2023	24.00	N	1	0.00	N	0	0.00	N	0	0.00	N	0	17.50	N	2
10/2023	24.00	N	1	0.00	N	0	0.00	N	0	0.00	N	0	17.50	N	2
09/2023	24.00	N	1	0.00	N	0	0.00	N	0	0.00	N	0	17.50	N	2
08/2023	24.00	N	1	0.00	N	0	0.00	N	0	0.00	N	0	17.50	N	2
07/2023	24.00	N	1	0.00	N	0	0.00	N	0	0.00	N	0	17.50	N	2
06/2023	24.00	N	1	0.00	N	0	0.00	N	0	0.00	N	0	17.50	N	2
05/2023	0.00	N	0	0.00	N	0	0.00	N	0	0.00	N	0	17.50	N	2
04/2023	0.00	N	0	0.00	N	0	0.00	N	0	0.00	N	0	14.00	N	2
03/2023	0.00	N	0	0.00	N	0	0.00	N	0	0.00	N	0	14.00	N	2
02/2023	5.00	N	1	0.00	N	0	0.00	N	0	0.00	N	0	13.11	N	2
01/2023	5.00	N	1	0.00	N	0	0.00	N	0	0.00	N	0	13.11	N	2
12/2022	5.00	N	1	0.00	N	0	0.00	N	0	0.00	N	0	13.11	N	2
11/2022	5.00	N	1	0.11	N	1	0.00	N	0	0.00	N	0	12.33	N	3
10/2022	5.00	N	1	0.11	N	1	0.00	N	0	0.00	N	0	12.33	N	3
09/2022	5.00	N	1	0.11	N	1	0.00	N	0	0.00	N	0	12.33	N	3
08/2022	5.00	N	1	0.33	N	1	0.00	N	0	0.00	N	0	2.00	N	1
07/2022	5.00	N	1	0.33	N	1	0.00	N	0	0.00	N	0	2.00	N	1
06/2022	5.00	N	1	0.33	N	1	0.00	N	0	0.00	N	0	2.00	N	1
05/2022	5.00	N	1	0.33	N	1	0.00	N	0	0.00	N	0	2.00	N	1
04/2022	5.00	N	1	0.20	N	1	0.00	N	0	0.00	N	0	1.39	N	2
03/2022	13.00	N	2	1.00	N	2	0.00	N	0	0.00	N	0	1.39	N	2
02/2022	18.00	N	2	0.75	N	2	0.00	N	0	0.00	N	0	1.15	N	2
01/2022	18.00	N	2	0.66	N	2	0.00	N	0	0.00	N	0	1.41	N	3
12/2021	18.00	N	2	0.66	N	2	0.00	N	0	0.00	N	0	1.41	N	3
11/2021	18.00	N	2	0.70	N	2	0.00	N	0	0.00	N	0	2.00	N	3
10/2021	18.00	N	2	0.63	N	2	0.00	N	0	0.00	N	0	1.77	N	3
09/2021	18.00	N	2	0.63	N	2	0.00	N	0	0.00	N	0	1.77	N	3
08/2021	23.00	N	2	0.58	N	2	0.00	N	0	0.00	N	0	1.60	N	3
07/2021	23.00	N	2	0.58	N	2	0.00	N	0	0.00	N	0	1.60	N	3
06/2021	23.00	N	2	0.53	N	2	0.00	N	0	0.00	N	0	3.08	N	4
05/2021	23.00	N	2	0.57	N	2	0.00	N	0	0.00	N	0	3.33	N	4
04/2021	23.00	N	2	0.66	N	2	0.00	N	0	0.00	N	0	4.09	N	4
03/2021	23.00	N	2	0.66	N	2	0.00	N	0	0.00	N	0	4.09	N	4
02/2021	16.00	N	1	1.00	N	2	0.00	N	0	0.00	N	0	6.33	N	5
01/2021	16.00	N	1	0.92	N	2	0.00	N	0	0.00	N	0	6.00	N	5
12/2020	16.00	N	1	0.86	N	2	0.00	N	0	0.00	N	0	5.45	N	5
11/2020	16.00	N	1	0.83	N	1	0.00	N	0	0.00	N	0	5.25	N	4
10/2020	16.00	N	1	0.76	N	1	0.00	N	0	0.00	N	0	4.76	N	4
09/2020	24.00	N	1	1.07	N	1	0.00	N	0	0.00	N	0	4.76	N	4
08/2020	24.00	N	1	0.93	N	1	0.00	N	0	0.00	N	0	4.29	N	4
07/2020	24.00	N	1	0.83	N	1	0.00	N	0	0.00	N	0	4.50	N	5
06/2020	24.00	N	1	0.78	N	1	0.00	N	0	0.00	N	0	5.53	N	5



05/2020	24.00	N	1	0.78	N	1	0.00	N	0	0.00	N	0	5.53	N	5
04/2020	24.00	N	1	0.93	N	1	0.00	N	0	0.00	N	0	6.90	N	4
03/2020	24.00	N	1	0.93	N	1	0.00	N	0	0.00	N	0	6.90	N	4
02/2020	0.00	N	0	0.00	N	0	0.00	N	0	0.00	N	0	7.08	N	4
01/2020	0.00	N	0	0.00	N	0	0.00	N	0	0.00	N	0	8.43	N	3

\* BASIC Measures are the absolute SMS scores that are compared within each Safety Event Group to determine the BASIC Score percentiles.

KPI: BASIC Measures by Fleet Size and Cargo Group <a href="#">ToC</a>														
Fleet Size: 1-5 PUs														
	Unsafe Driving		Hours of Service		Driver Fitness		Controlled Substance		Vehicle Maintenance		HM Compliance		Crash	
Cargo Group (Companies)	Avg.	Comp. to Avg.	Avg.	Comp. to Avg.	Avg.	Comp. to Avg.	Avg.	Comp. to Avg.	Avg.	Comp. to Avg.	Avg.	Comp. to Avg.	Avg.	Comp. to Avg.
General Freight (482480)	0.78	Worse	0.23	Better	0.20	Better	0.02	Better	1.90	Better	0.01	Better	0.06	Better
PLR TRANSPORT INC	8.00		0.00		0.00		0.00		0.00		0.00		0.00	

Estimated ISS Score: <a href="#">67 Optional Inspection</a> <a href="#">ToC</a> <a href="#">About the Inspection Selection System</a>
---



**Estimated ISS Score History - Table ToC**

Date	Estimated ISS Score	Recommendation	Algorithm
02/28/2025	67	Optional Inspect	Insufficient Data Algorithm
01/31/2025	69	Optional Inspect	Insufficient Data Algorithm
12/27/2024	69	Optional Inspect	Insufficient Data Algorithm
11/29/2024	67	Optional Inspect	Insufficient Data Algorithm
10/25/2024	68	Optional Inspect	Insufficient Data Algorithm
09/27/2024	74	Optional Inspect	Insufficient Data Algorithm
08/30/2024	1	Pass	Safety Algorithm
07/26/2024	1	Pass	Safety Algorithm
06/28/2024	1	Pass	Safety Algorithm
05/31/2024	1	Pass	Safety Algorithm
04/26/2024	1	Pass	Safety Algorithm
03/29/2024	1	Pass	Safety Algorithm
02/23/2024	1	Pass	Safety Algorithm
01/26/2024	1	Pass	Safety Algorithm
12/29/2023	1	Pass	Safety Algorithm
11/24/2023	1	Pass	Safety Algorithm
10/27/2023	1	Pass	Safety Algorithm
09/29/2023	1	Pass	Safety Algorithm
08/25/2023	1	Pass	Safety Algorithm
07/28/2023	1	Pass	Safety Algorithm
06/30/2023	1	Pass	Safety Algorithm
05/26/2023	74	Optional Inspect	Insufficient Data Algorithm
04/28/2023	1	Pass	Safety Algorithm
03/31/2023	1	Pass	Safety Algorithm
02/24/2023	1	Pass	Safety Algorithm
01/27/2023	1	Pass	Safety Algorithm
12/30/2022	1	Pass	Safety Algorithm
11/25/2022	9	Pass	Safety Algorithm
10/28/2022	10	Pass	Safety Algorithm
09/30/2022	10	Pass	Safety Algorithm
08/26/2022	1	Pass	Safety Algorithm
07/29/2022	24	Pass	Safety Algorithm
06/24/2022	24	Pass	Safety Algorithm
05/27/2022	1	Pass	Safety Algorithm
04/29/2022	1	Pass	Safety Algorithm
03/25/2022	2	Pass	Safety Algorithm
02/25/2022	1	Pass	Safety Algorithm
01/28/2022	1	Pass	Safety Algorithm
12/31/2021	1	Pass	Safety Algorithm
11/26/2021	1	Pass	Safety Algorithm
10/29/2021	1	Pass	Safety Algorithm
09/24/2021	1	Pass	Safety Algorithm
08/27/2021	1	Pass	Safety Algorithm
07/30/2021	1	Pass	Safety Algorithm
06/25/2021	1	Pass	Safety Algorithm
05/28/2021	1	Pass	Safety Algorithm
04/30/2021	1	Pass	Safety Algorithm
03/26/2021	1	Pass	Safety Algorithm
02/26/2021	12	Pass	Safety Algorithm
01/29/2021	12	Pass	Safety Algorithm
12/18/2020	11	Pass	Safety Algorithm
11/27/2020	1	Pass	Safety Algorithm
10/30/2020	1	Pass	Safety Algorithm
09/25/2020	1	Pass	Safety Algorithm
08/28/2020	1	Pass	Safety Algorithm
07/31/2020	9	Pass	Safety Algorithm
06/26/2020	10	Pass	Safety Algorithm
05/29/2020	10	Pass	Safety Algorithm



04/24/2020	1	Pass	Safety Algorithm
03/27/2020	1	Pass	Safety Algorithm
02/28/2020	1	Pass	Safety Algorithm
01/31/2020	1	Pass	Safety Algorithm

#### Investigation Results ToC

No Investigations reported on FMCSA website

#### Penalties History ToC

There is a problem with the Penalties data on FMCSA website.

#### Acute Critical Violations (Based on Investigations as per CSA Methodology Appendix A) ToC

No Data

No red flag violations in the last 24 months

#### DOT Registration Information: The following information on this specific DOT # is from the Federal DOT (as of Operating Authority

DOT Registration: 06/29/2018		Total Power Units: 1	Total Trucks: 1	Total Trailers: 2	Total Passenger Vehicles: 0
Status	Entity Type	Organization Type	Nation	Total Cars	Drivers / CDL Drivers
A	C	-	US	0	1 / 1
MCS-150 Date	Op Codes	Shipper Op Codes	Shipper HazMat Op Codes	Latest Review Type	Latest Review Document Number(Date)
12/10/2024					()
MCS-150 Mileage (Year)	Record Update Date	Transports Hazmats	DOT Census Date	Recordable Accident Rate	Preventable Accident Rate
16,500 (2023)	12/10/2024	N	06/29/2018	0%	0%
MCS-151 Mileage	Safety Rating (Date)	SEA Accident	SEA Driver	SEA Vehicle	SEA Management
0	None (None)	0%	0%	0%	0%
Classification Codes		Cargo Carried (per MCS-150)			
Authorized-For-Hire		General Freight			

#### DOT MCS-150 History ToC

(as of 12/30/2024 DOT census)

Census Date	MCS-150 Date	MCS-150 Mileage	VMT Year	Power Units	Drivers	Trailers	Company Rep1	Company Rep2	Email
12/30/2024	12/10/2024	16500	2023	1	1	-	PRINCE RAI		LIVINGTHEBAY510@GMAIL.COM
1/9/2023	1/5/2023	80000	2022	1	1	2	PRINCE RAI		LIVINGTHEBAY510@GMAIL.COM
3/9/2022	2/9/2022	44122	2021	1	1	1	PRINCE RAI		LIVINGTHEBAY510@GMAIL.COM
7/9/2021	5/28/2021	44122	2020	1	1	1	PRINCE RAI		
6/9/2020	5/11/2020	42333	2019	1	1	1	PRINCE RAI		LIVINGTHEBAY510@GMAIL.COM
8/9/2018	6/29/2018	0		1	1	1	PRINCE RAI		LIVINGTHEBAY510@GMAIL.COM

#### Crash Summary Chart ToC

Crashes Summary - Chart (based on all available crash data)

No Data



Crashes Summary - Table (based on all available crash data) ToC										
	TOTAL	Last 6 months	7-12 months	13-18 months	19-24 months	25-30 months	30-36 months	37-41 months	42-48 months	Over 49 months
Total Reportable	0	0	0	0	0	0	0	0	0	0
Fatalities	0	0	0	0	0	0	0	0	0	0
Injuries	0	0	0	0	0	0	0	0	0	0
Tow Away	0	0	0	0	0	0	0	0	0	0
With Citations	0	0	0	0	0	0	0	0	0	0
Federal Recordable	0	0	0	0	0	0	0	0	0	0
Preventable	0	0	0	0	0	0	0	0	0	0
Crash per Pwr Unit	-	0.0%	0.0%	0.0%	0.0%	0.0%	0.0%	0.0%	0.0%	-

Inspection Summary ToC			
The following inspection information is based on results for 24 months prior to: 04/03/2025. Please note that the total inspections number is not necessarily the total of the vehicle, driver and hazmat inspections, as one inspection may have included any combination of the below inspections.			
Overall	Vehicle	Driver	Hazmat
(Please note that the total inspections number is not necessarily the total of the vehicle, driver and hazmat inspections, as one inspection may have included any combination of the below inspections)  Total Inspections: 1 Total Out of Service: 0  Out of Service: 0% National Average: 21.23% Difference: -21.23%	Total Inspections: 0 Total Out of Service: 0  Out of Service: 0.00% National Average: 25.43% Difference: -25.43%	Total Inspections: 1 Total Out of Service: 0  Out of Service: 0.00% National Average: 6.7% Difference: -6.7%	Total Inspections: 0 Total Out of Service: 0  Out of Service: 0.00% National Average: 2.98% Difference: -2.98%

KPI: Inspection Viol OOS Rates by Cargo Group ToC								
Cargo Group	OVERALL		VEHICLE		DRIVER		HAZMAT	
	Average	Compared to Average	Average	Compared to Average	Average	Compared to Average	Average	Compared to Average
General Freight	28.57%	Better	25.02%	Better	12.41%	Better	0.20%	Better
PLR TRANSPORT INC	0%		0%		0%		0%	

FHWA Registration Information: The following data on this Motor Carrier is from the Federal Hwy Administration (as of 4/3/2025)								
Docket Number	DOT Number	Company Name	DBA Name	Address	City	State	Country	ZIP Code
MC107343	3155271	PLR TRANSPORT INC		1333 MONTGOMERY LN	TRACY	CA	US	95377
Phone Number	Fax Number	Mail Address	Mail City	Mail State	Mail Contry	Mail ZIP Code	Mail Phone Number	Mail Fax Number
(510)-314-6097		1333 MONTGOMERY LN	TRACY	CA	US	95377-7930		
Date of Last Change	Freight	Passenger	Household Goods	Active Authority	Pending Authority	Revocation Pending Authority		
4/3/2025	Y	N	N	/	/	/		

Insurance Required (as of 04/03/2025) ToC			
Docket Number	Insurance Type	Insurance Required	Insurance on File
MC107343	BIPD	\$750k	\$750k
MC107343	Cargo	No	No
MC107343	Bond	No	No





**Active / Pending Insurance (as of 04/03/2025)**

Docket Number	Form	Type	Insurance Carrier	Policy/Surety	Coverage From	Coverage To	Required	On File	Effective Date	Cancel Date
MC107343	91X	BIPD/Primary	SOUTHLAKE SPECIALTY INSURANCE COMPANY	TMA71007780	\$0k	\$750k	\$750k	\$750k	05/01/2024	05/01/2025

**Insurance History (as of 04/03/2025)**

Docket Number	Form	Type	Insurance Carrier	Policy/Surety	Coverage From	Coverage To	Effective Date From	Effective Date To
MC107343	91X	BIPD/Primary	DB INSURANCE CO., LTD (U.S.BRANCH)	CCA-0012164-01	\$0k	\$750k	06/15/2021	08/31/2021 Cancelled
MC107343	91X	BIPD/Primary	DB INSURANCE CO., LTD (U.S.BRANCH)	CCA-0012164-00	\$0k	\$750k	06/15/2020	06/15/2021 Cancelled
MC107343	91X	BIPD/Primary	PLATINUM TRANSPORT INSURANCE RRG, INC	PTI000788-01	\$0k	\$750k	06/15/2019	06/15/2020 Cancelled
MC107343	91X	BIPD/Primary	PLATINUM TRANSPORT INSURANCE RRG, INC	PTI000788-00	\$0k	\$750k	07/03/2018	06/15/2019 Cancelled

**FHWA Authorities (as of 04/03/2025) ToC**

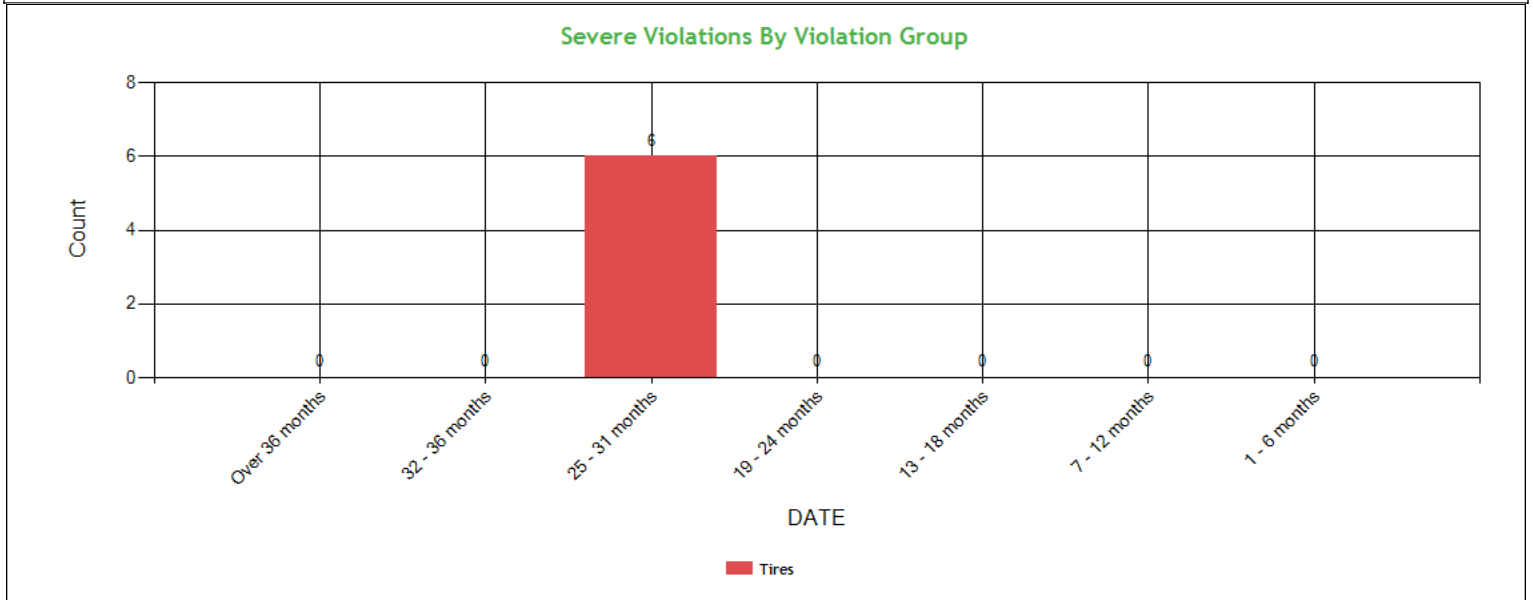
Docket#	L&I Name	Active Authority	Inactive Authority	Pending Authority	Revocation Pending Authority	Freight	Passenger	Household Goods
MC107343	PLR TRANSPORT INC		Common /			Yes	No	No

**Authority History (as of 04/03/2025)**

Docket Number	Sub	Auth Type	Original Action	Disposition
MC107343		COMMON	INVOLUNTARY REVOCATION 5/19/2021 12:00:00 AM	DISCONTINUED REVOCATION 6/15/2021 12:00:00 AM
MC107343		COMMON	INVOLUNTARY REVOCATION 5/19/2020 12:00:00 AM	DISCONTINUED REVOCATION 6/15/2020 12:00:00 AM
MC107343		COMMON	INVOLUNTARY REVOCATION 5/20/2019 12:00:00 AM	DISCONTINUED REVOCATION 6/17/2019 12:00:00 AM
MC107343		COMMON	GRANTED 7/20/2018 12:00:00 AM	REVOKED 9/7/2021 12:00:00 AM



**Severe Violations (i.e. those with  $\geq 8$  points) - Chart :** 2 Violations 2 occurrences **ToC**



**Severe Violations (i.e. those with  $\geq 8$  points) - Table :** 2 Violations 6 occurrences **ToC**

Code	Description	Category	BASIC Weight	Total count	Last 6 month s	7-12 month s	13-18 month s	19-24 month s	25-31 month s	32-36 month s	Over 36 month s
393.75C	Tire -other tread depth less than 2/32 of inch	Tires	8	3	0	0	0	0	3	0	0
393.75A3	Tire -flat and/or audible air leak	Tires	8	3	0	0	0	0	3	0	0



**Violation Report ToC**

Inspection Date	Inspection State	BASIC	Violation Description	OOS	VIN	Severity Points
05/30/2023	CA	Unsafe Driving	392.2LV - Lane Restriction violation	No	3AKBGADV1ESFN9952	3
05/30/2023	CA	Unsafe Driving	392.71A - Using or equipping a CMV with radar detector	No	3AKBGADV1ESFN9952	5
09/27/2022	CA	Vehicle Maintenance	396.3A1 - Inspection/repair and maintenance parts and accessories	Yes	1A914165660074005	2
09/27/2022	CA	Vehicle Maintenance	393.75A3 - Tire -flat and/or audible air leak	Yes	1A914165660074005	8
09/20/2022	CA	Vehicle Maintenance	393.11 - No/defective lighting devices/reflective devices/projected	No	1A914165660074005	3
09/20/2022	CA	Vehicle Maintenance	393.75C - Tire -other tread depth less than 2/32 of inch	No	1A924166X60074005	8
09/20/2022	CA	Vehicle Maintenance	393.11 - No/defective lighting devices/reflective devices/projected	No	1A924166X60074005	3
09/20/2022	CA	Vehicle Maintenance	396.3A1 - Inspection/repair and maintenance parts and accessories	No	3AKBGADV1ESFN9952	2
09/20/2022	CA	Vehicle Maintenance	393.9TS - Inoperative turn signal	No	3AKBGADV1ESFN9952	6
03/11/2021	CA	Unsafe Driving	392.71A - Using or equipping a CMV with radar detector	No	3AKJGLD56ESFP8634	5
12/02/2020	CA	Vehicle Maintenance	396.3A1BL - Brake system pressure loss	No	3AKJGLD56ESFP8634	4
12/02/2020	CA	Hours-Of-Service	395.8 - Driver record of duty status (general/form and manner)	No	3AKJGLD56ESFP8634	1
12/02/2020	CA	Vehicle Maintenance	393.9 - Inoperative required lamps	No	3AKJGLD56ESFP8634	2
05/12/2020	CA	Vehicle Maintenance	393.126 - Fail to ensure intermodal container secured	No	3AKJGLD56ESFP8634	1
03/25/2020	CA	Unsafe Driving	392.2LV - Lane Restriction violation	No	3AKJGLD56ESFP8634	3
03/25/2020	CA	Hours-Of-Service	395.8F01 - Drivers record of duty status not current	No	3AKJGLD56ESFP8634	5
03/25/2020	CA	Unsafe Driving	392.2C - Failure to obey traffic control device	No	3AKJGLD56ESFP8634	5
03/06/2020	CA	Vehicle Maintenance	393.126 - Fail to ensure intermodal container secured	Yes	1S12GC404SG694521	1
02/12/2020	CA	Vehicle Maintenance	393.47E - Clamp/Roto-Chamber type brake(s) out of adjustment	No	P614132	4
02/12/2020	CA	Vehicle Maintenance	393.11 - No/defective lighting devices/reflective devices/projected	No	P614132	3

No filters were applied when generating this report, see the live report for more options.

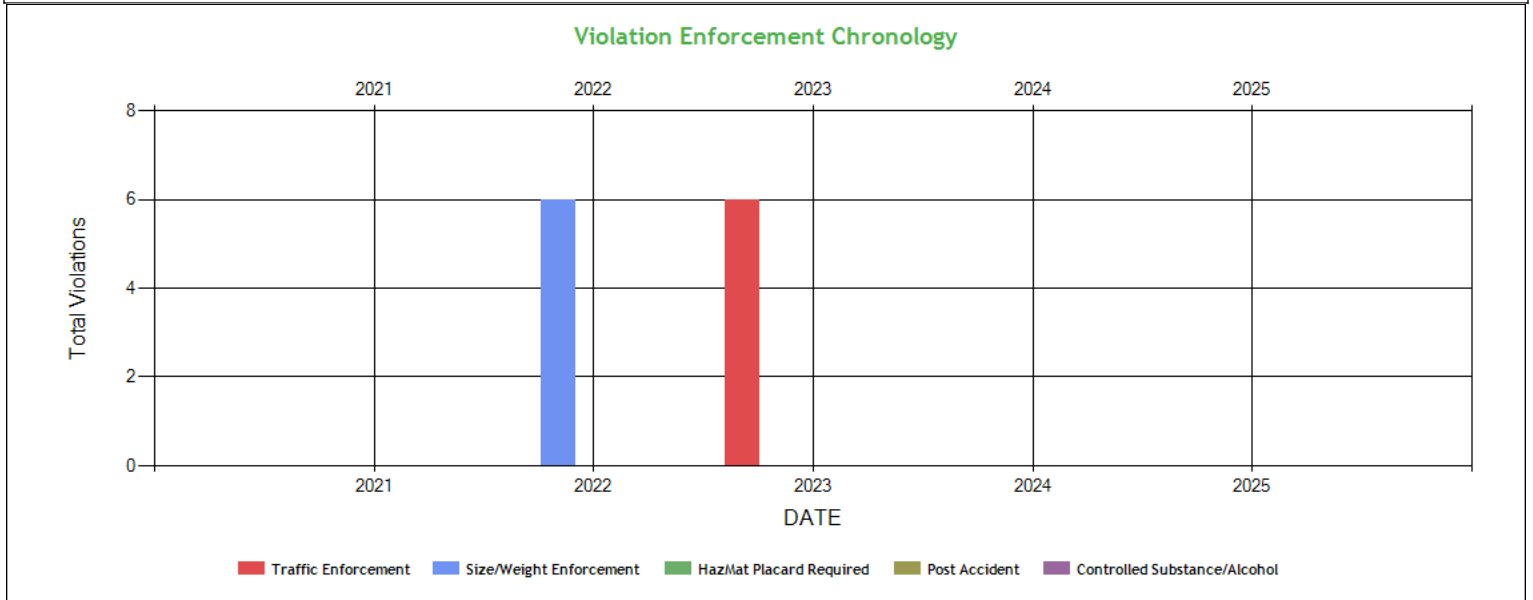
**Violation Summary ToC**

BASIC	Violation Group	Code	Description	# of Violations	# of OOS Violations	Severity Points
Unsafe Driving	Speeding Related	392.71A	Using or equipping a CMV with radar detector	1	0	5
Unsafe Driving	Misc Violations	392.2LV	Lane Restriction violation	1	0	3

No filters were applied when generating this report, see the live report for more options.



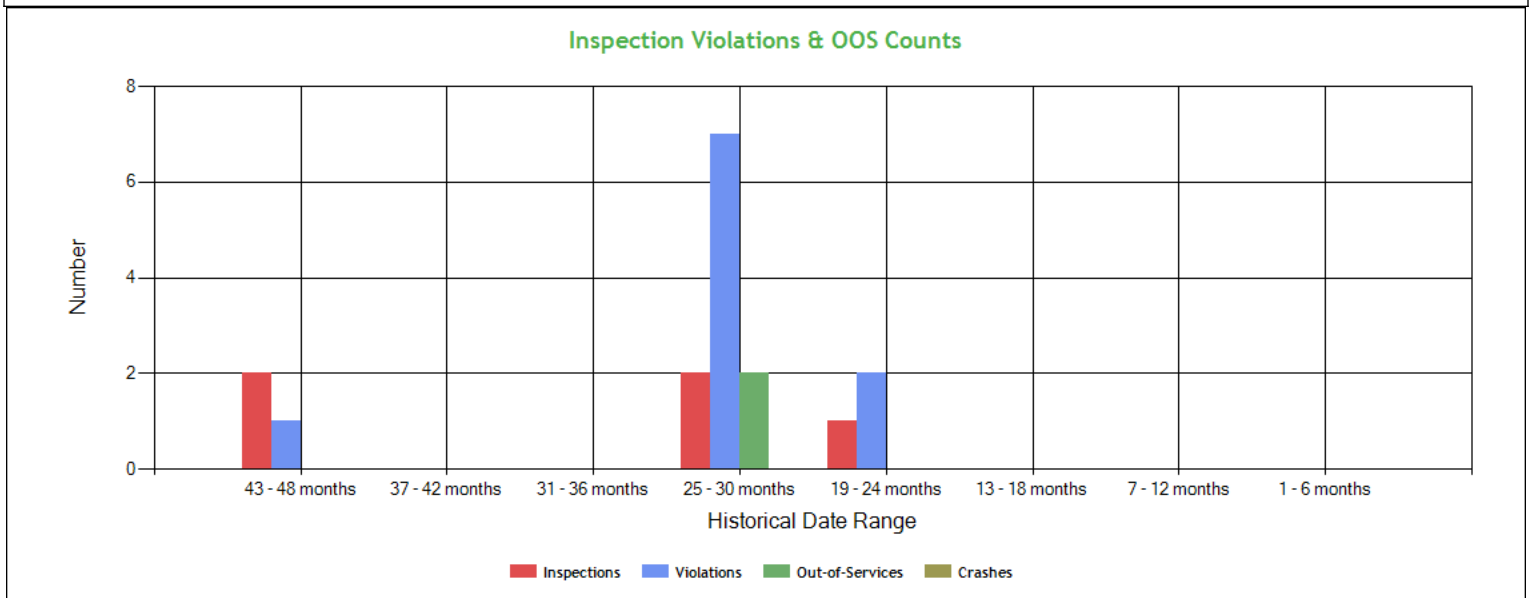
**Violation Enforcement Chronology - Chart ToC**



**Violation Enforcement Chronology - Table ToC**

	2021	2022	2023	2024	2025
Traffic Enforcement	0	0	6	0	0
Size/Weight Enforcement	0	6	0	0	0
HazMat Placard Required	0	0	0	0	0
Post Accident	0	0	0	0	0
Controlled Substance/Alcohol	0	0	0	0	0

**Inspection Violations & OOS Counts - Chart ToC**





**Inspection Violations & OOS Counts - Table** [ToC](#)

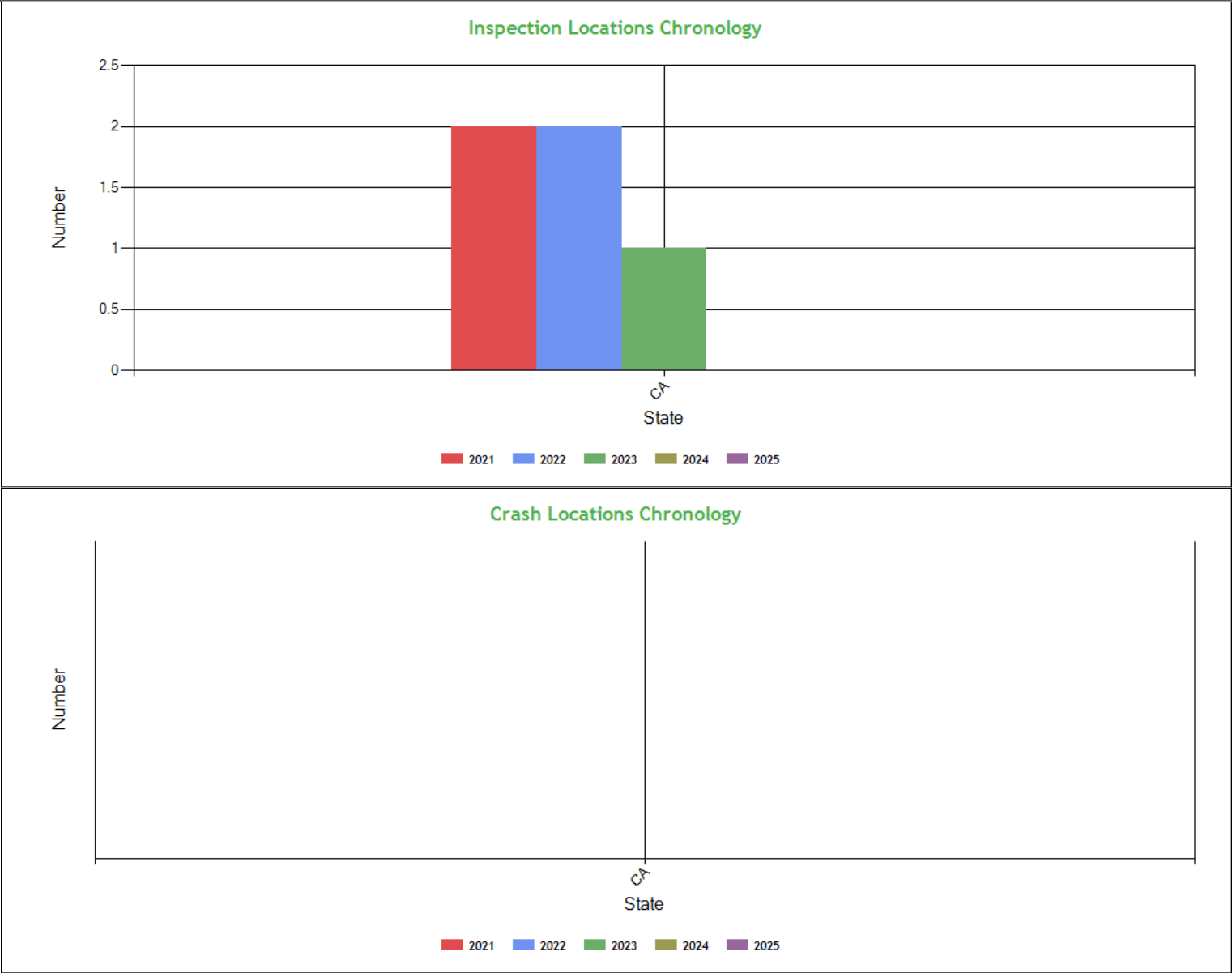
Date Range	Inspections	Violations	Out-of-Services	Crashes
<b>TOTAL</b>	5	10	2	0
<b>1 - 6 months</b>	0	0	0	0
<b>7 - 12 months</b>	0	0	0	0
<b>13 - 18 months</b>	0	0	0	0
<b>19 - 24 months</b>	1	2	0	0
<b>25 - 30 months</b>	2	7	2	0
<b>31 - 36 months</b>	0	0	0	0
<b>37 - 42 months</b>	0	0	0	0
<b>43 - 48 months</b>	2	1	0	0

**Radius of Operation (based on Inspections and Crashes during the past 3 years)** [ToC](#)

	Total	Drive between 0 and 50 miles radius	Drive between 51 and 200 miles radius	Drive between 201 and 300 miles radius	Drive between 301 and 400 miles radius	Drive between 401 and 500 miles radius	Drive between 501 and 600 miles radius	Drive beyond 600 miles radius
<b>Power Units (i.e. unique VINs)</b>	1	1	0	0	0	0	0	0
<b>Percent</b>	100%	100%	0%	0%	0%	0%	0%	0%



Inspection & Crash Locations - Chart [ToC](#)



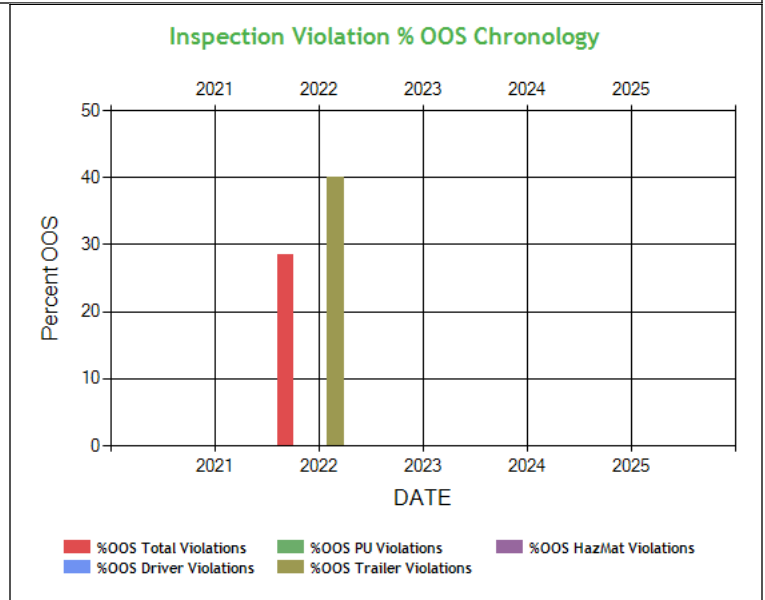
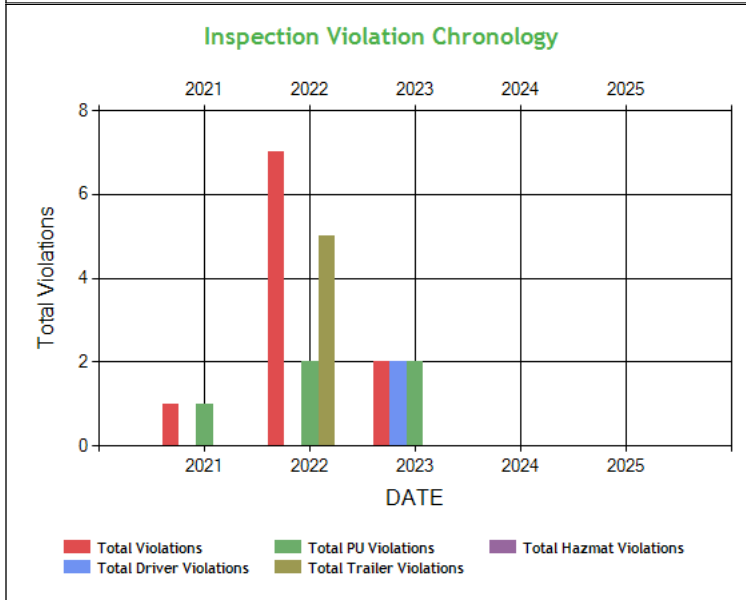
Inspection & Crash Locations - Table [ToC](#)

State	Inspections					Violations					Out-of-Services					Crashes				
	2021	2022	2023	2024	2025	2021	2022	2023	2024	2025	2021	2022	2023	2024	2025	2021	2022	2023	2024	2025
TOTAL	2	2	1	0	0	1	7	2	0	0	0	2	0	0	0	0	0	0	0	0
CA	2	2	1	0	0	1	7	2	0	0	0	2	0	0	0	0	0	0	0	0

No hot spot data in the last 12 months



**Inspection Violation % OOS Chronology - Chart** [ToC](#)

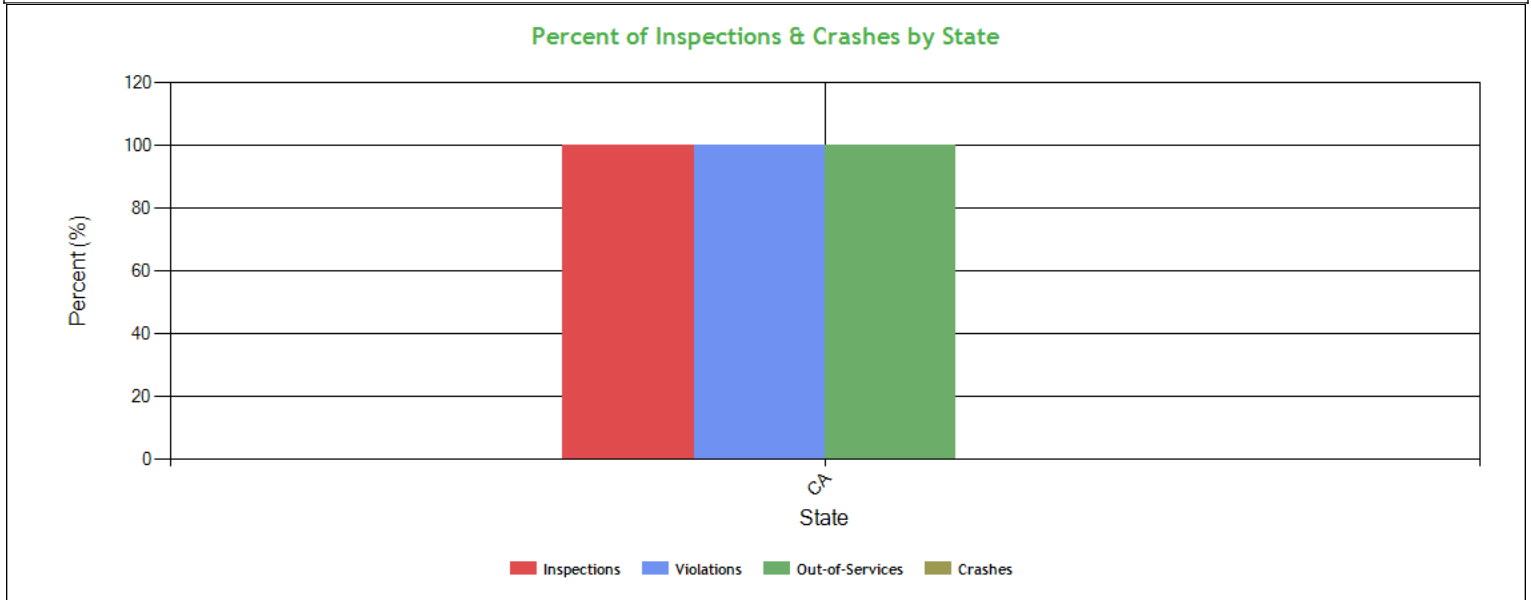


**Inspection Violation % OOS Chronology - Table** [ToC](#)

	2021	2022	2023	2024	2025
Total Violations	1	7	2	0	0
Total Out Of Services	0	2	0	0	0
%OOS Total Violations	0	28.57	0	0	0
Total Driver Violations	0	0	2	0	0
Total Driver Out Of Services	0	0	0	0	0
%OOS Driver Violations	0	0	0	0	0
Total PU Violations	1	2	2	0	0
Total PU Out Of Services	0	0	0	0	0
%OOS PU Violations	0	0	0	0	0
Total Trailer Violations	0	5	0	0	0
Total Trailer Out Of Services	0	2	0	0	0
%OOS Trailer Violations	0	40.0	0	0	0
Total Hazmat Violations	0	0	0	0	0
Total Hazmat Out Of Services	0	0	0	0	0
%OOS HazMat Violations	0	0	0	0	0



**Percent of Insp & Crash by State - Chart ToC**



**Percent of Insp & Crash by State - Table (based on Inspection data from the last 4 years) ToC**

State	Inspections		Violations		Out-of-Services		Crashes	
	Total	Percent	Total	Percent	Total	Percent	Total	Percent
	5	100	10	100	2	100	0	100
CA	5	100	10	100	2	100	0	0

**VIN Insp Summary by State (based on inspection from the last 2 years) ToC**

VIN	Insp	Viol Pts	Counts in each State	
			CA	
			Insp	Viol Pts
<b>TOTALS</b>	7/ 64*	4/ 64**	4	64
1A914165660074005	2	24	2	24
1A924166X60074005	2	24	2	24
3AKBGADV1ESFN9952	2	16	2	16
3AKJGLD56ESFP8634	1	0	1	0

\*<Total number of inspections for these 4 VIN(s)>/n<Total number of inspections for these 1 state(s)>

\*\*<Total severity sum for these 4 VIN(s)>/n<Total severity sum for these 1 state(s)>

**Violations By Unit Type ToC**

<b># of Violations: 2 Total Severity: 8 based on inspections in the last 2 years</b>			
Violation Unit: Driver	# of Violations: 2	Total Severity: 8	% of Total: 100%
Viol. Group: Speeding Related	# of Violations: 1	Total Severity: 5	% of Total: 62.5%
Violation	Number of Occurrences	Viol. Severity	Total Severity
392.71A:Using or equipping a CMV with radar detector	1	5	5
Viol. Group: Misc Violations	# of Violations: 1	Total Severity: 3	% of Total: 37.5%
392.2LV:Lane Restriction violation	1	3	3





Equipment Ownership <b>ToC</b> Equipment Ownership (based on MCS-150 dated 12/10/2024)					
	Trucks	Tractors	Trailers	Motor Coaches	Vans
Owned	0	1	2	0	0
Term Leased	0	0	0	0	0
Trip Leased	0	0	0	0	0
Total No.	0	1	2	0	0

Equipment Details Power Units <b>ToC</b>									
VIN	Latest Insp Date	Year	Make	Model	Body Class	Body Type	Axles	Len	Fuel Type
3AKBGADV1ES FN9952	05/30/2023	2014	FREIGHTLINER	Cascadia	Truck-Tractor	-	-	-	Diesel
3AKJGLD56ESF P8634	05/24/2021	2014	FREIGHTLINER	Cascadia	Truck-Tractor	-	-	-	Diesel

Equipment Details Trailers									
VIN	Latest Insp Date	Year	Make	Model	Body Class	Body Type	Axles	Len	Fuel Type
1B9191204G000 8021	05/30/2023	2016	BARRETT/BENL EE/BOYDSTUN METAL	-	-	-	-	-	-
1B949119XG00 08022	05/30/2023	2016	BARRETT/BENL EE/BOYDSTUN METAL	-	-	-	-	-	-
1A91416566007 4005	09/27/2022	2006	ACRO/ADVANC ED/AMERICAN/ LAFRANCE/AP ACE/ATHEY/CH ANCE/CHAPAR RAL/IKARUS	-	-	-	-	-	-
1A924166X6007 4005	09/27/2022	2006	ACRO/ADVANC ED/AMERICAN/ LAFRANCE/AP ACE/ATHEY/CH ANCE/CHAPAR RAL/IKARUS	-	-	-	-	-	-

Vehicle Age <b>ToC</b>				
Year	# Power Units	PU Percentage	# Trailers	Trailres Percentage
2016	0	0.00%	2	100.00%
2014	1	100.00%	0	0.00%

Based on 24 months of inspection data, see the live report for more options

States of Power Unit Registrations <b>ToC</b>	
State	CA
Number of Power Units	2



### Equipment Acquisitions - Table [ToC](#)

	Power Units inspected for 1st time in past 12 months	Power Units inspected for 1st time in past 24 months	Power Units inspected during entire date range		Trailers inspected for 1st time in past 12 months	Trailers inspected for 1st time in past 24 months	Trailers inspected during entire date range
Unique VINs	0	1	2		0	1	8
Unique License Plates	0	1	2		0	1	8
License Plate States	0	1	1		0	1	2

### Driver Details [ToC](#) Driver Details (based on MCS-150 dated 12/10/2024)

	Within 100 mi	Beyond 100 mi	TOTAL
# Drivers Interstate	0	0	0
# Drivers Intrastate	1	0	1
TOTAL	1	0	/
Avg. # Trip Lease Drivers/Mo: 0 # Drivers Grand Total: 1 # Drivers Commercially Licensed: 1			

### Shared VIN Summary [ToC](#)

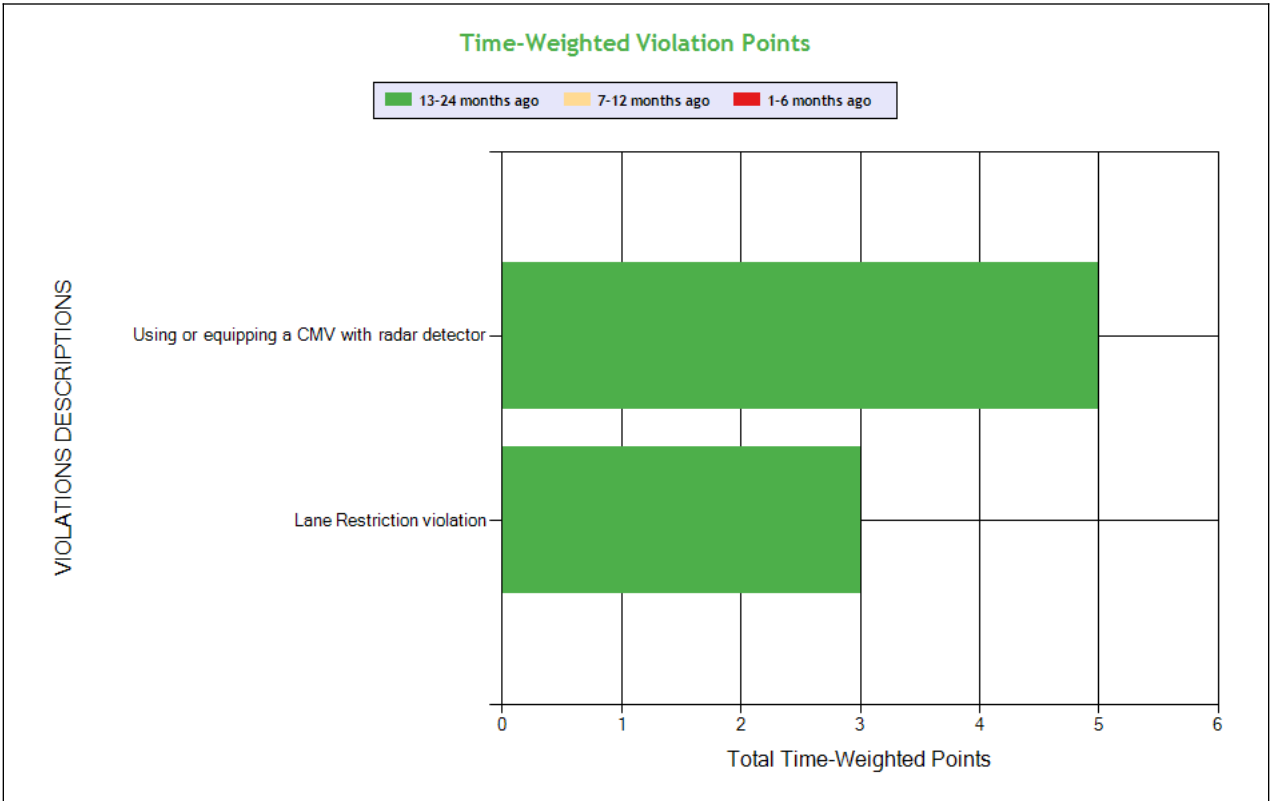
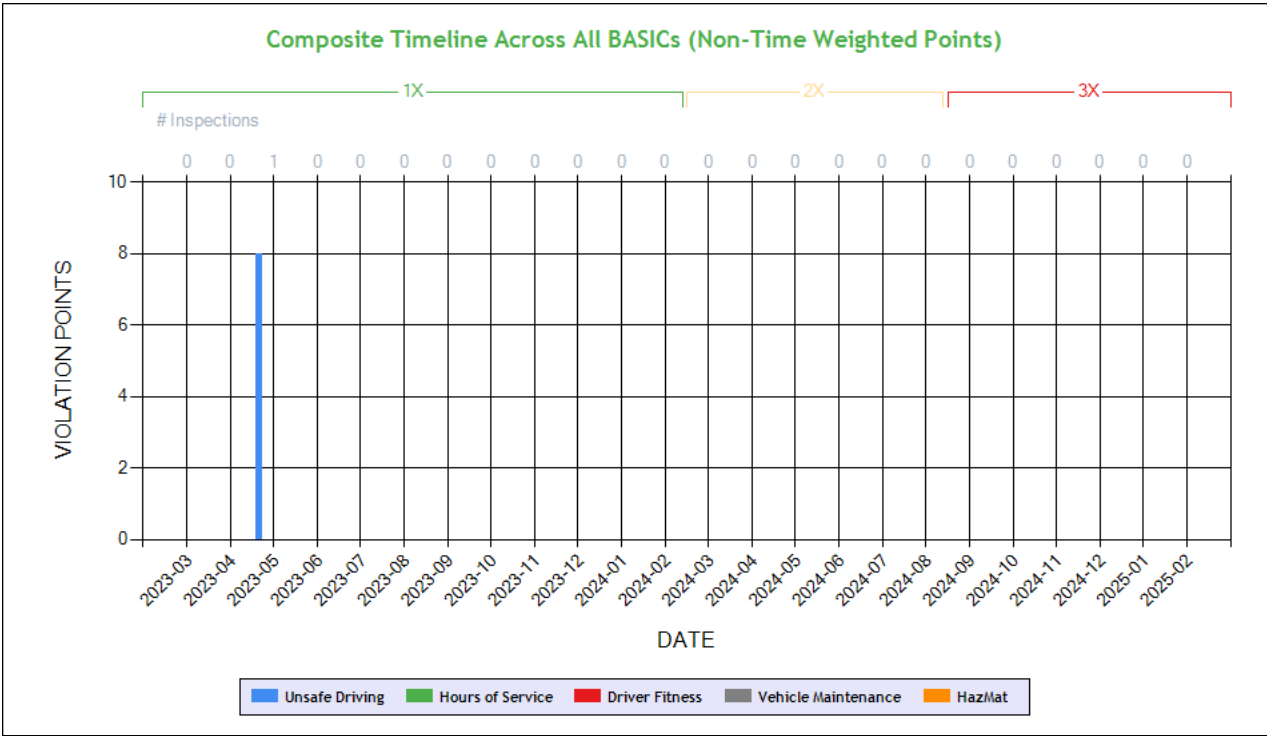
**No Data**

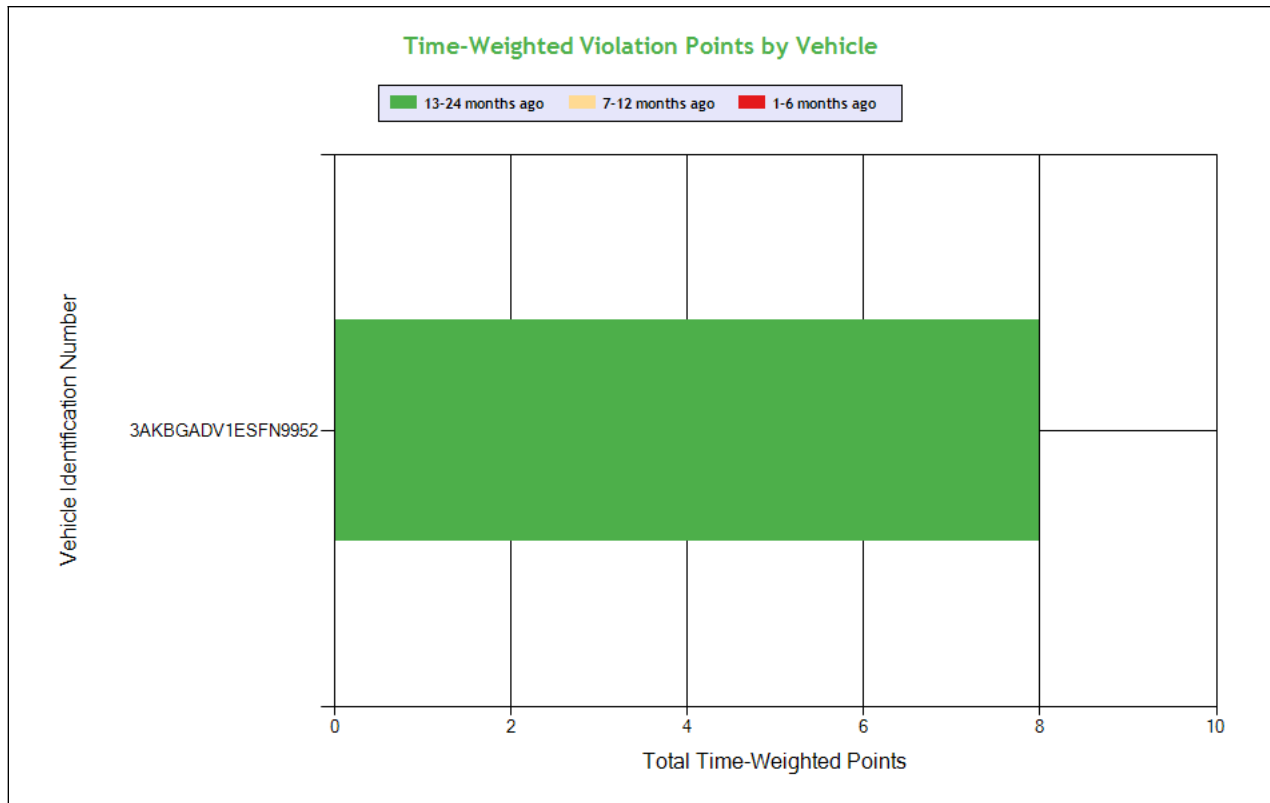
### SHIPPERS DETAIL [ToC](#) based on Inspection results for the last 4 years

Shipper Name	Number of Inspections
No Shipper listed	4



**Carrier Underwriting Report Safety Summary ToC**





See the Excel file for the complete analysis

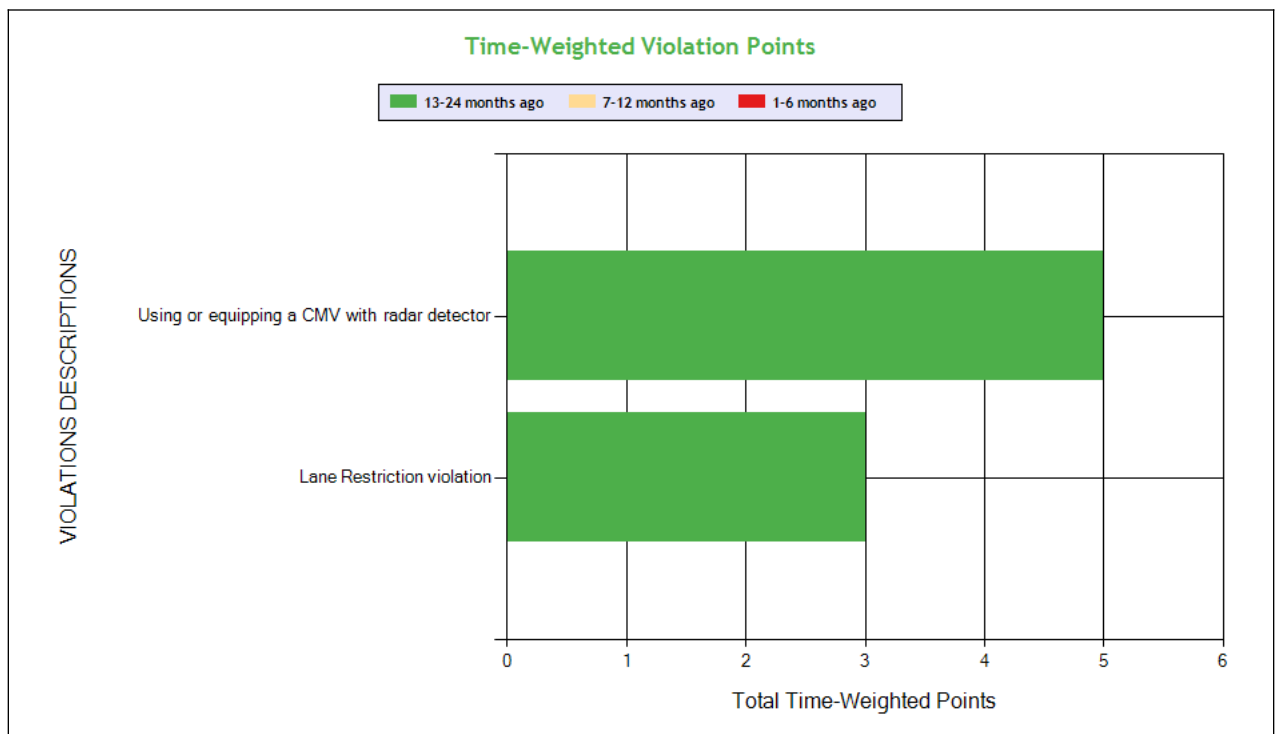
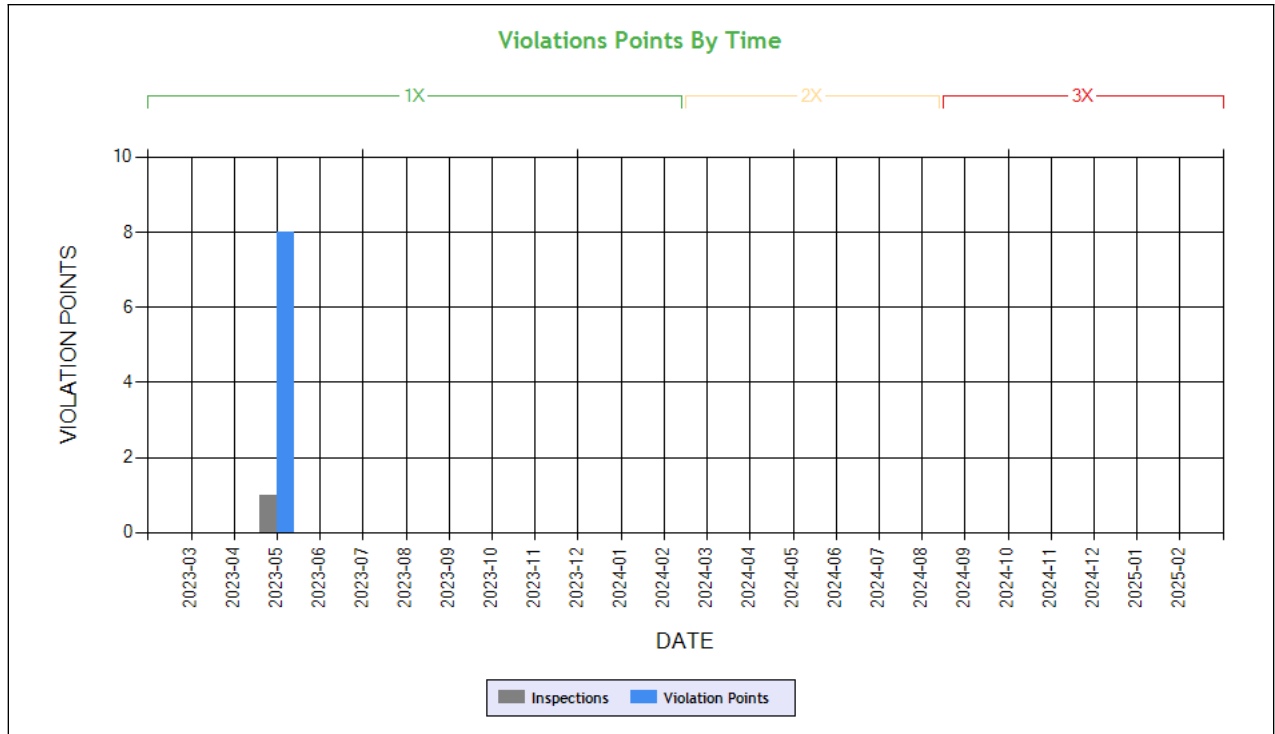
# Violations is in (1-6/7-12/13-24mo)

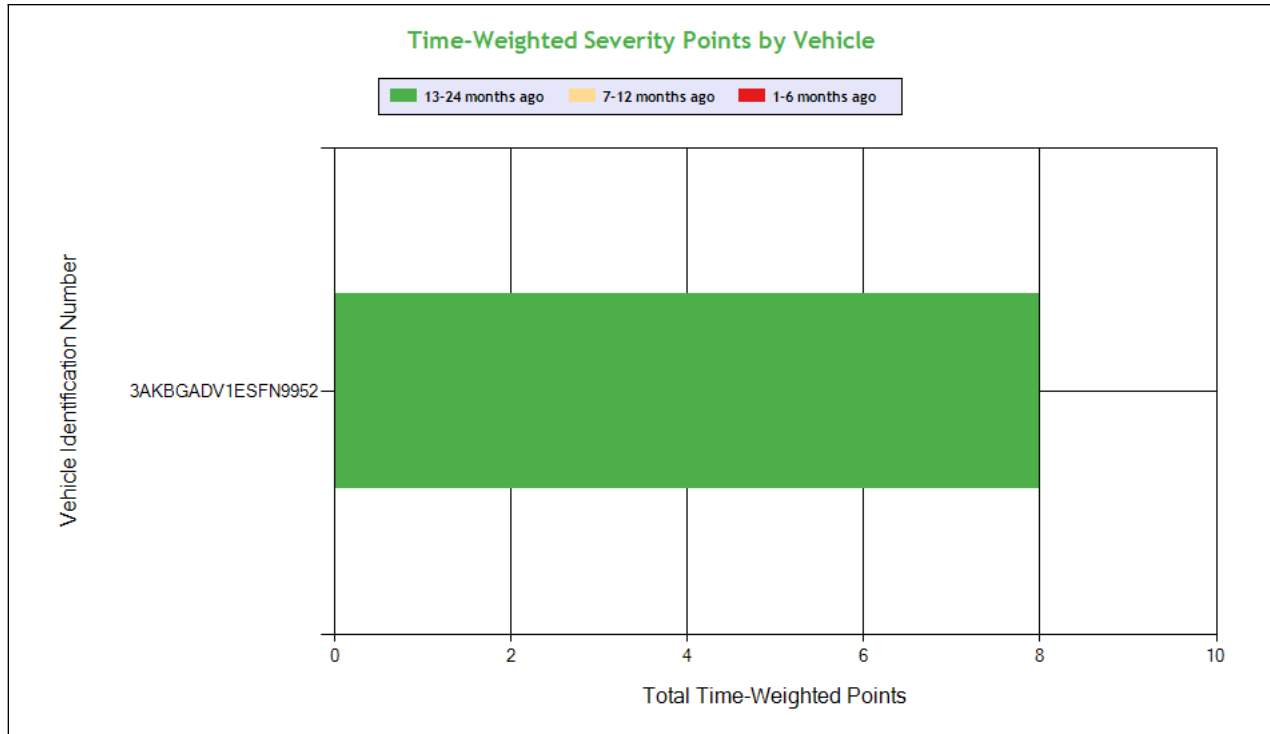
Shaded = Out Of Service Violation				
Violation Group			Speeding Related	Misc Violations
Violation Description	Total Time-weighted Points by VIN	% of Total Time-weighted Points by VIN	Using or equipping a CMV with radar detector	Lane Restriction violation
Driver Resp			Yes	Yes
Total Time-weighted Points			5	3
% Total Time-Wt Pts			62.50	37.50
3AKBGADV1ESFN9952	8	100	5 (0/0/1)	3 (0/0/1)



## SAFETY ANALYSIS ToC

### Unsafe Driving





See the Excel file for the complete analysis

# Violations is in (1-6/7-12/13-24mo)

Shaded = Out Of Service Violation				
Violation Group			Speeding Related	Misc Violations
Violation Description	Total Time-weighted Points by VIN	% of Total Time-weighted Points by VIN	Using or equipping a CMV with radar detector	Lane Restriction violation
Driver Resp			Yes	Yes
Total Time-weighted Points			5	3
% Total Time-Wt Pts			62.50	37.50
3AKBGADV1ESFN9952	8	100	5 (0/0/1)	3 (0/0/1)

## HOS Compliance

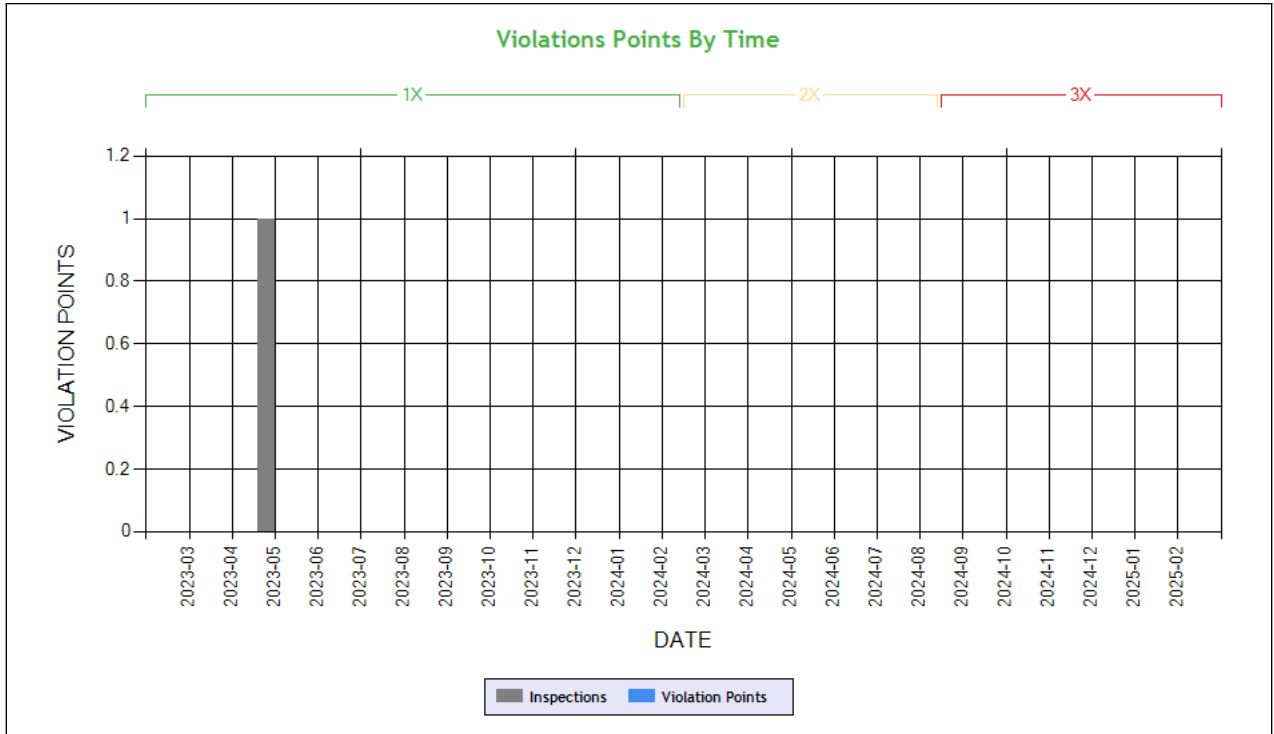
Time-Weighted Violation Points - no data available to draw a chart

Time-Weighted Severity Points by Vehicle - no data available to draw a chart

See the Excel file for the complete analysis

# Violations is in (1-6/7-12/13-24mo)

Shaded = Out Of Service Violation		
Violation Group		



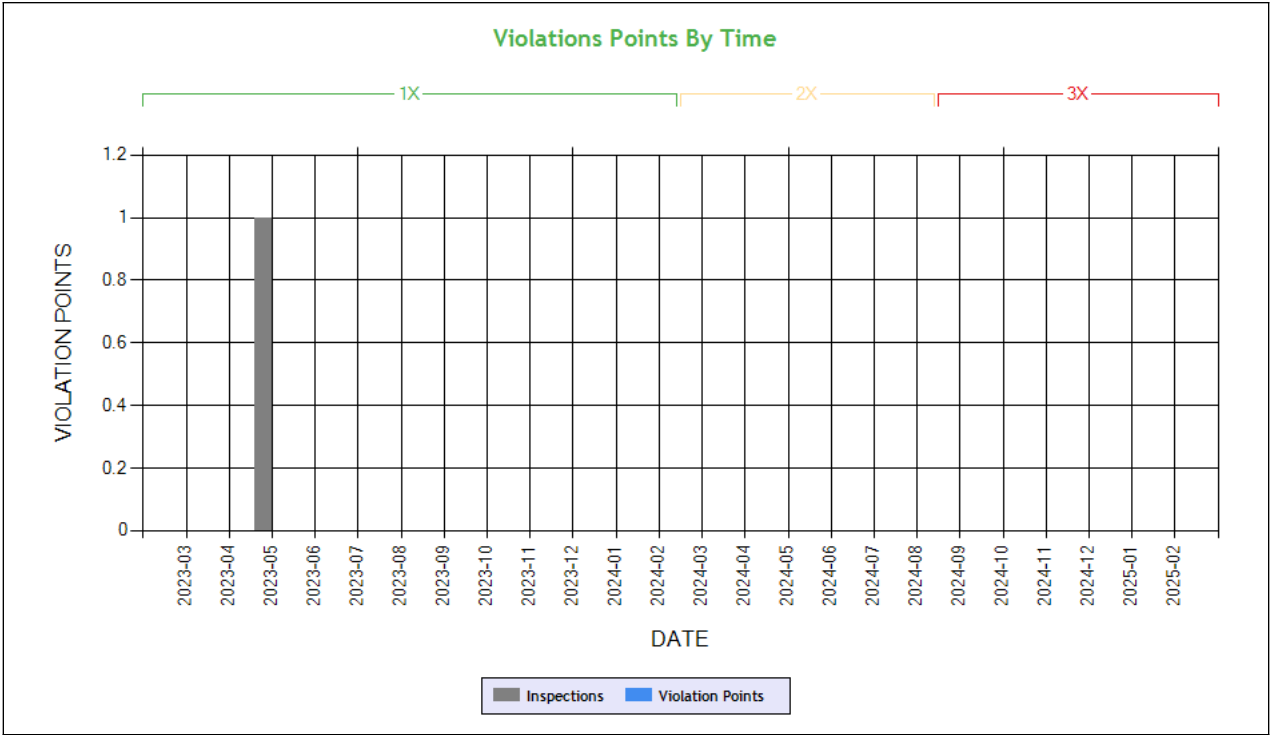
**Carrier Software**  
 1-800-646-5152  
 info@CarrierSoftware.com

**CONFIDENTIAL - Intended for use by Amerigo Insurance Agency - Date: 4/5/2025**  
 PLR TRANSPORT INC - DOT# 3155271 / MC107343

Violation Description	Total Time-weighted Points by VIN	% of Total Time-weighted Points by VIN
Driver Resp		
Total Time-weighted Points		
% Total Time-Wt Pts		



Driver Fitness



Time-Weighted Violation Points - no data available to draw a chart  
Time-Weighted Severity Points by Vehicle - no data available to draw a chart

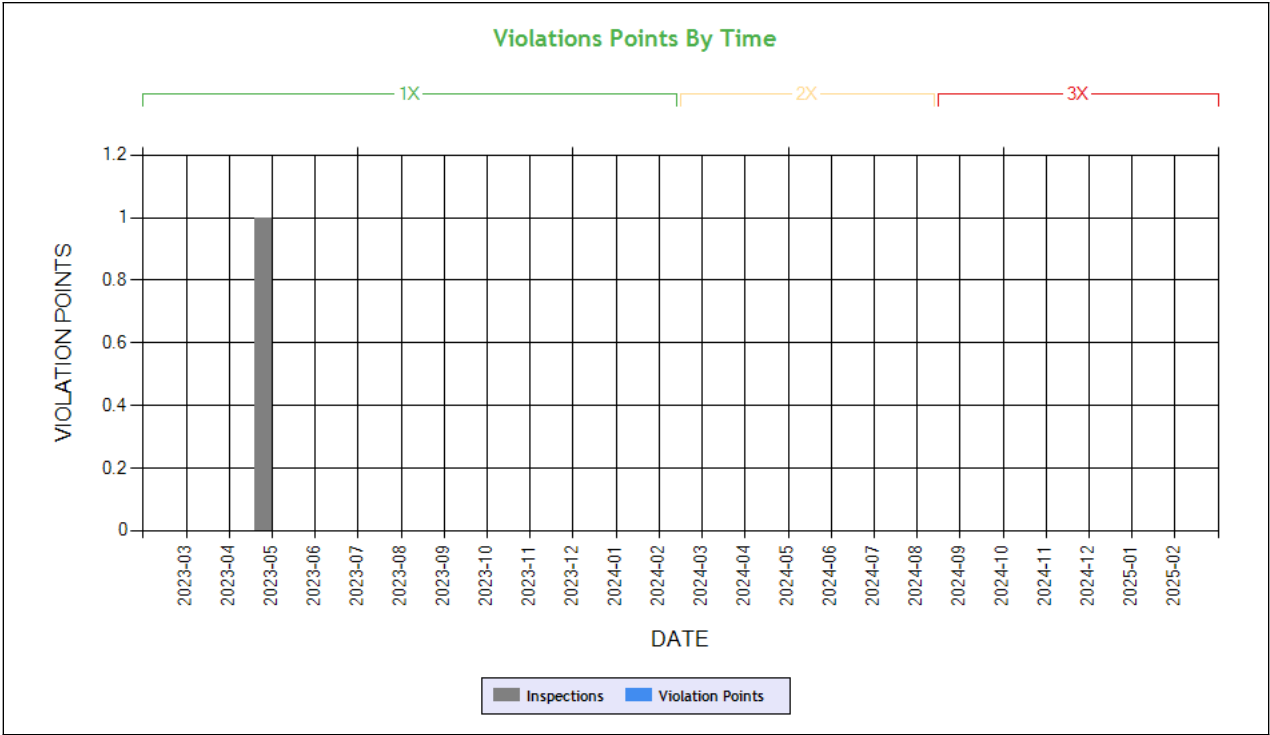
See the Excel file for the complete analysis # Violations is in (1-6/7-12/13-24mo)

Shaded = Out Of Service Violation		
Violation Group		
Violation Description	Total Time-weighted Points by VIN	% of Total Time-weighted Points by VIN
Driver Resp		
Total Time-weighted Points		
% Total Time-Wt Pts		





Vehicle Maintenance



Time-Weighted Violation Points - no data available to draw a chart  
Time-Weighted Severity Points by Vehicle - no data available to draw a chart

See the Excel file for the complete analysis # Violations is in (1-6/7-12/13-24mo)

Shaded = Out Of Service Violation		
Violation Group		
Violation Description	Total Time-weighted Points by VIN	% of Total Time-weighted Points by VIN
Driver Resp		
Total Time-weighted Points		
% Total Time-Wt Pts		

COLOR CODED CRASH TABLE ToC

No crashes have been reported by the DOT on this Motor Carrier  
**INSPECTIONS WITH SHARED EQUIPMENT:**  
No Data



LEGEND
Vehicle Information
Inspection for DOT # being analyzed
Inspection for Different DOT #
Crash Information for specific VIN

### INSPECTION DETAILS for ALL Inspections

PDF shows the first 100 Power Unit & Trailer VINs with most recent inspections using data from the last 4 years

#### POWER UNIT Inspections Section

VIN: 3AKBGADV1ESFN9952				Unit: Truck Tractor	Year: 2014	Make: FREIGHTLINER	
DOT No: 3155271		Docket No: MC107343		Name: PLR TRANSPORT INC		Interstate: No	
Date	Unit License	Unit Lic State	Violation Unit	Violation Description	Severity	OOS	Citation
05/30/2023	9G20525	CA	D	392.2LV - Lane Restriction violation	3	No	MA56759
05/30/2023	9G20525	CA	D	392.71A - Using or equipping a CMV with radar detector	5	No	MA56759
09/27/2022	9G20525	CA	-	-	-	-	-
09/20/2022	9G20525	CA	1	393.9TS - Inoperative turn signal	6	No	DA388892
09/20/2022	9G20525	CA	1	396.3A1 - Inspection/repair and maintenance parts and accessories	2	No	
DOT No: 2974713				Docket No: MC10809	Name: MANAGED FACILITIES SOLUTIONS LLC		Interstate: Yes
Date	Unit License	Unit Lic State	Violation Unit	Violation Description	Severity	OOS	Citation
01/13/2021	2286874	IN	1	392.2RG - State vehicle registration or License Plate violation	0	No	
01/13/2021	2286874	IN	1	396.5B - Oil and/or grease leak	3	No	
DOT No: 2657958				Docket No: MC1277946	Name: THE MORNING STAR TRUCKING CO LLC		Interstate: Yes
Date	Unit License	Unit Lic State	Violation Unit	Violation Description	Severity	OOS	Citation
09/21/2019	2286874	IN	1	393.95A - No/discharged/unsecured fire extinguisher	2	No	
DOT No: 233667				Docket No: MC463660	Name: CHIPMAN CORPORATION		Interstate: Yes
Date	Unit License	Unit Lic State	Violation Unit	Violation Description	Severity	OOS	Citation
08/12/2017	2286874	IN	-	-	-	-	-
DOT No: 16130				Docket No:	Name: RYDER TRUCK RENTAL INC		Interstate: Yes
Date	Unit License	Unit Lic State	Violation Unit	Violation Description	Severity	OOS	Citation
06/20/2017	2286874	IN	-	-	-	-	-
05/26/2015	2286874	IN	-	-	-	-	-
10/29/2014	WP08454	CA	1	393.75A3 - Tire -flat and/or audible air leak	8	Yes	CM080463
DOT No: 125550				Docket No: MC79658	Name: ATLAS VAN LINES INC		Interstate: Yes
Date	Unit License	Unit Lic State	Violation Unit	Violation Description	Severity	OOS	Citation
04/28/2014	WP08454	CA	-	-	-	-	-
DOT No: 909795				Docket No:	Name: ELKHORN PACKING CO LLC		Interstate: Yes
Date	Unit License	Unit Lic State	Violation Unit	Violation Description	Severity	OOS	Citation
12/03/2013	WP08454	CA	-	-	-	-	-
VIN: 3AKJGLD56ESFP8634				Unit: Truck Tractor	Year: 2014	Make: FREIGHTLINER	
DOT No: 3684583		Docket No:		Name: VELASCO TRANSPORT INC		Interstate: No	



Date	Unit License	Unit Lic State	Violation Unit	Violation Description	Severity	OOS	Citation
03/24/2025	9G35427	CA	1	393.47E - Clamp/Roto-Chamber type brake(s) out of adjustment	4	No	WARNING
06/07/2024	9G35427	CA	-	-	-	-	-
01/24/2024	9G35427	CA	-	-	-	-	-
08/22/2023	9G35427	CA	1	393.47E - Clamp/Roto-Chamber type brake(s) out of adjustment	4	No	VERBAL
08/22/2023	9G35427	CA	1	393.53B - Automatic brake adjuster CMV manufactured on or after 10/20/1994 - air brake	4	No	VERBAL
08/22/2023	9G35427	CA	1	393.75A3 - Tire -flat and/or audible air leak	8	Yes	VERBAL
08/22/2023	9G35427	CA	D	392.2H - State/Local Hours-of-Service (HOS)	7	Yes	KV76551
DOT No: 3631628		Docket No: MC1244575		Name: SKG TRANS INC		Interstate: Yes	
Date	Unit License	Unit Lic State	Violation Unit	Violation Description	Severity	OOS	Citation
09/23/2022	YP27651	CA	D	395.8E - False report of drivers record of duty status	7	Yes	
DOT No: 3155271		Docket No: MC107343		Name: PLR TRANSPORT INC		Interstate: No	
Date	Unit License	Unit Lic State	Violation Unit	Violation Description	Severity	OOS	Citation
05/24/2021	XP25854	CA	-	-	-	-	-
03/11/2021	XP25854	CA	1	392.71A - Using or equipping a CMV with radar detector	5	No	
12/02/2020	XP25854	CA	1	393.9 - Inoperative required lamps	2	No	
12/02/2020	XP25854	CA	1	396.3A1BL - Brake system pressure loss	4	No	
12/02/2020	XP25854	CA	D	395.8 - Driver record of duty status (general/form and manner)	1	No	
05/12/2020	XP25854	CA	D	393.126 - Fail to ensure intermodal container secured	1	No	
03/25/2020	XP25854	CA	D	392.2C - Failure to obey traffic control device	5	No	JP75792
03/25/2020	XP25854	CA	D	392.2LV - Lane Restriction violation	3	No	
03/25/2020	XP25854	CA	D	395.8F01 - Drivers record of duty status not current	5	No	JP75792
03/06/2020	XP25854	CA	-	-	-	-	-
02/12/2020	XP25854	CA	-	-	-	-	-
DOT No: 2155271		Docket No:		Name: L A GRIND		Interstate: No	
Date	Unit License	Unit Lic State	Violation Unit	Violation Description	Severity	OOS	Citation
01/30/2020	XP25854	CA	D	395.8 - Driver record of duty status (general/form and manner)	1	No	WARNING
DOT No: 3155271		Docket No: MC107343		Name: PLR TRANSPORT INC		Interstate: No	
Date	Unit License	Unit Lic State	Violation Unit	Violation Description	Severity	OOS	Citation
07/15/2019	XP25854	CA	1	393.47E - Clamp/Roto-Chamber type brake(s) out of adjustment	4	No	
07/15/2019	XP25854	CA	1	393.53C - Brake adjustment indicator CMV manufactured on or after 10/20/1994 - external automatic adjustment	4	No	
07/15/2019	XP25854	CA	1	393.60C - Damaged or discolored windshield	1	No	
07/15/2019	XP25854	CA	1	396.3A1BOS - BRAKES OUT OF SERVICE: The number of defective brakes is equal to or greater than 20 percent of the service brakes on the vehicle or combination	0	Yes	CW845109
03/04/2019	XP25854	CA	-	-	-	-	-
03/04/2019	XP25854	CA	-	-	-	-	-
01/16/2019	XP25854	CA	1	392.2SLEWA3 - State/Local Laws - Excessive Weight - More Than 5000 Lbs Over On An Axle/Axle Groups	0	No	
DOT No: 930837		Docket No: MC401973		Name: AMAN TRUCK LINES LLC		Interstate: Yes	
Date	Unit License	Unit Lic State	Violation Unit	Violation Description	Severity	OOS	Citation
09/18/2018	XP25854	CA	-	-	-	-	-
DOT No: 3155271		Docket No: MC107343		Name: PLR TRANSPORT INC		Interstate: No	
Date	Unit License	Unit Lic State	Violation Unit	Violation Description	Severity	OOS	Citation
09/04/2018	XP25854	CA	-	-	-	-	-
08/25/2018	XP25854	CA	1	393.47E - Clamp/Roto-Chamber type brake(s) out of adjustment	4	No	
08/25/2018	XP25854	CA	1	396.3A1 - Inspection/repair and maintenance parts and accessories	2	No	
DOT No: 930837		Docket No: MC401973		Name: AMAN TRUCK LINES LLC		Interstate: Yes	
Date	Unit License	Unit Lic State	Violation Unit	Violation Description	Severity	OOS	Citation
05/18/2018	XP25854	CA	-	-	-	-	-
DOT No: 54283		Docket No: MC136818		Name: SWIFT TRANSPORTATION CO OF ARIZONA LLC		Interstate: Yes	



Date	Unit License	Unit Lic State	Violation Unit	Violation Description	Severity	OOS	Citation
04/20/2015	2308753	IN	-	-	-	-	-
03/11/2015	2308753	IN	-	-	-	-	-
07/30/2014	2188037	IN	-	-	-	-	-
06/06/2014	2188037	IN	-	-	-	-	-

### TRAILER Inspections Section

<b>VIN: 3AKBGADV1ESFN9952</b>		<b>Unit: Truck Tractor</b>		<b>Year: 2014</b>	<b>Make: FREIGHTLINER</b>		
<b>DOT No: 3155271</b>		<b>Docket No: MC107343</b>		<b>Name: PLR TRANSPORT INC</b>		<b>Interstate: No</b>	
Date	Unit License	Unit Lic State	Violation Unit	Violation Description	Severity	OOS	Citation
05/30/2023	9G20525	CA	D	392.2LV - Lane Restriction violation	3	No	MA56759
05/30/2023	9G20525	CA	D	392.71A - Using or equipping a CMV with radar detector	5	No	MA56759
09/27/2022	9G20525	CA	-	-	-	-	-
09/20/2022	9G20525	CA	1	393.9TS - Inoperative turn signal	6	No	DA388892
09/20/2022	9G20525	CA	1	396.3A1 - Inspection/repair and maintenance parts and accessories	2	No	
<b>DOT No: 2974713</b>		<b>Docket No: MC10809</b>		<b>Name: MANAGED FACILITIES SOLUTIONS LLC</b>		<b>Interstate: Yes</b>	
Date	Unit License	Unit Lic State	Violation Unit	Violation Description	Severity	OOS	Citation
01/13/2021	2286874	IN	1	392.2RG - State vehicle registration or License Plate violation	0	No	
01/13/2021	2286874	IN	1	396.5B - Oil and/or grease leak	3	No	
<b>DOT No: 2657958</b>		<b>Docket No: MC1277946</b>		<b>Name: THE MORNING STAR TRUCKING CO LLC</b>		<b>Interstate: Yes</b>	
Date	Unit License	Unit Lic State	Violation Unit	Violation Description	Severity	OOS	Citation
09/21/2019	2286874	IN	1	393.95A - No/discharged/unsecured fire extinguisher	2	No	
<b>DOT No: 233667</b>		<b>Docket No: MC463660</b>		<b>Name: CHIPMAN CORPORATION</b>		<b>Interstate: Yes</b>	
Date	Unit License	Unit Lic State	Violation Unit	Violation Description	Severity	OOS	Citation
08/12/2017	2286874	IN	-	-	-	-	-
<b>DOT No: 16130</b>		<b>Docket No:</b>		<b>Name: RYDER TRUCK RENTAL INC</b>		<b>Interstate: Yes</b>	
Date	Unit License	Unit Lic State	Violation Unit	Violation Description	Severity	OOS	Citation
06/20/2017	2286874	IN	-	-	-	-	-
05/26/2015	2286874	IN	-	-	-	-	-
10/29/2014	WP08454	CA	1	393.75A3 - Tire -flat and/or audible air leak	8	Yes	CM080463
<b>DOT No: 125550</b>		<b>Docket No: MC79658</b>		<b>Name: ATLAS VAN LINES INC</b>		<b>Interstate: Yes</b>	
Date	Unit License	Unit Lic State	Violation Unit	Violation Description	Severity	OOS	Citation
04/28/2014	WP08454	CA	-	-	-	-	-
<b>DOT No: 909795</b>		<b>Docket No:</b>		<b>Name: ELKHORN PACKING CO LLC</b>		<b>Interstate: Yes</b>	
Date	Unit License	Unit Lic State	Violation Unit	Violation Description	Severity	OOS	Citation
12/03/2013	WP08454	CA	-	-	-	-	-

<b>VIN: 3AKJGLD56ESFP8634</b>		<b>Unit: Truck Tractor</b>		<b>Year: 2014</b>	<b>Make: FREIGHTLINER</b>		
<b>DOT No: 3684583</b>		<b>Docket No:</b>		<b>Name: VELASCO TRANSPORT INC</b>		<b>Interstate: No</b>	



Date	Unit License	Unit Lic State	Violation Unit	Violation Description	Severity	OOS	Citation
03/24/2025	9G35427	CA	1	393.47E - Clamp/Roto-Chamber type brake(s) out of adjustment	4	No	WARNING
06/07/2024	9G35427	CA	-	-	-	-	-
01/24/2024	9G35427	CA	-	-	-	-	-
08/22/2023	9G35427	CA	1	393.47E - Clamp/Roto-Chamber type brake(s) out of adjustment	4	No	VERBAL
08/22/2023	9G35427	CA	1	393.53B - Automatic brake adjuster CMV manufactured on or after 10/20/1994 - air brake	4	No	VERBAL
08/22/2023	9G35427	CA	1	393.75A3 - Tire -flat and/or audible air leak	8	Yes	VERBAL
08/22/2023	9G35427	CA	D	392.2H - State/Local Hours-of-Service (HOS)	7	Yes	KV76551
DOT No: 3631628		Docket No: MC1244575		Name: SKG TRANS INC		Interstate: Yes	
Date	Unit License	Unit Lic State	Violation Unit	Violation Description	Severity	OOS	Citation
09/23/2022	YP27651	CA	D	395.8E - False report of drivers record of duty status	7	Yes	
DOT No: 3155271		Docket No: MC107343		Name: PLR TRANSPORT INC		Interstate: No	
Date	Unit License	Unit Lic State	Violation Unit	Violation Description	Severity	OOS	Citation
05/24/2021	XP25854	CA	-	-	-	-	-
03/11/2021	XP25854	CA	1	392.71A - Using or equipping a CMV with radar detector	5	No	
12/02/2020	XP25854	CA	1	393.9 - Inoperative required lamps	2	No	
12/02/2020	XP25854	CA	1	396.3A1BL - Brake system pressure loss	4	No	
12/02/2020	XP25854	CA	D	395.8 - Driver record of duty status (general/form and manner)	1	No	
05/12/2020	XP25854	CA	D	393.126 - Fail to ensure intermodal container secured	1	No	
03/25/2020	XP25854	CA	D	392.2C - Failure to obey traffic control device	5	No	JP75792
03/25/2020	XP25854	CA	D	392.2LV - Lane Restriction violation	3	No	
03/25/2020	XP25854	CA	D	395.8F01 - Drivers record of duty status not current	5	No	JP75792
03/06/2020	XP25854	CA	-	-	-	-	-
02/12/2020	XP25854	CA	-	-	-	-	-
DOT No: 2155271		Docket No:		Name: L A GRIND		Interstate: No	
Date	Unit License	Unit Lic State	Violation Unit	Violation Description	Severity	OOS	Citation
01/30/2020	XP25854	CA	D	395.8 - Driver record of duty status (general/form and manner)	1	No	WARNING
DOT No: 3155271		Docket No: MC107343		Name: PLR TRANSPORT INC		Interstate: No	
Date	Unit License	Unit Lic State	Violation Unit	Violation Description	Severity	OOS	Citation
07/15/2019	XP25854	CA	1	393.47E - Clamp/Roto-Chamber type brake(s) out of adjustment	4	No	
07/15/2019	XP25854	CA	1	393.53C - Brake adjustment indicator CMV manufactured on or after 10/20/1994 - external automatic adjustment	4	No	
07/15/2019	XP25854	CA	1	393.60C - Damaged or discolored windshield	1	No	
07/15/2019	XP25854	CA	1	396.3A1BOS - BRAKES OUT OF SERVICE: The number of defective brakes is equal to or greater than 20 percent of the service brakes on the vehicle or combination	0	Yes	CW845109
03/04/2019	XP25854	CA	-	-	-	-	-
03/04/2019	XP25854	CA	-	-	-	-	-
01/16/2019	XP25854	CA	1	392.2SLEWA3 - State/Local Laws - Excessive Weight - More Than 5000 Lbs Over On An Axle/Axle Groups	0	No	
DOT No: 930837		Docket No: MC401973		Name: AMAN TRUCK LINES LLC		Interstate: Yes	
Date	Unit License	Unit Lic State	Violation Unit	Violation Description	Severity	OOS	Citation
09/18/2018	XP25854	CA	-	-	-	-	-
DOT No: 3155271		Docket No: MC107343		Name: PLR TRANSPORT INC		Interstate: No	
Date	Unit License	Unit Lic State	Violation Unit	Violation Description	Severity	OOS	Citation
09/04/2018	XP25854	CA	-	-	-	-	-
08/25/2018	XP25854	CA	1	393.47E - Clamp/Roto-Chamber type brake(s) out of adjustment	4	No	
08/25/2018	XP25854	CA	1	396.3A1 - Inspection/repair and maintenance parts and accessories	2	No	
DOT No: 930837		Docket No: MC401973		Name: AMAN TRUCK LINES LLC		Interstate: Yes	
Date	Unit License	Unit Lic State	Violation Unit	Violation Description	Severity	OOS	Citation
05/18/2018	XP25854	CA	-	-	-	-	-
DOT No: 54283		Docket No: MC136818		Name: SWIFT TRANSPORTATION CO OF ARIZONA LLC		Interstate: Yes	



Date	Unit License	Unit Lic State	Violation Unit	Violation Description	Severity	OOS	Citation
04/20/2015	2308753	IN	-	-	-	-	-
03/11/2015	2308753	IN	-	-	-	-	-
07/30/2014	2188037	IN	-	-	-	-	-
06/06/2014	2188037	IN	-	-	-	-	-

### Inspection Summary By Month (based on inspections from the last 4 years) **ToC**

Year-Month	Number of Inspections	Number of Power Units	Total Violations	Total OOS Inspections	Total Severity Points	Number of Crashes
2023-05	1	1	2	0	8	0
2022-09	2	2	8	1	32	0
2021-05	1	1	0	0	0	0

Note: The most recent month's counts may not include all the inspections for that month.

### VIN Inspection Violation Details **ToC**

# of VINs: 3 # of Insp: 7 Severity Weight: 95 Avg. Weight/VIN: 13.6 (based on inspections in the last 4 years, showing top 50 VINs inspected most recently)

VIN 3AKBGADV1ESFN9952		# of Inspections: 3		Total Severity: 37		Percentage of Total: 38.95%		Avg. Weight Per Inspection: 12.3	
Inspection Date	Inspection ID	Inspection State	Location Description	Total Severity	# of Violations	Shipper Name	Inspection Level	Post Accident	Out of Service
05/30/2023	78780961	CA	I-580 EB @ NORTH LIVERMORE	8	2		3	No	No
BASIC		Unit Type		Severity		Description		Out of Service	
Unsafe Driving		Truck Tractor		5		392.71A:Using or equipping a CMV with radar detector		No	
Unsafe Driving		Truck Tractor		3		392.2LV:Lane Restriction violation		No	
Inspection Date	Inspection ID	Inspection State	Location Description	Total Severity	# of Violations	Shipper Name	Inspection Level	Post Accident	Out of Service
09/27/2022	76734054	CA	MISSION GRADE IF	10	2		1	No	Yes
BASIC		Unit Type		Severity		Description		Out of Service	
Vehicle Maintenance		Truck Tractor		8		393.75A3:Tire -flat and/or audible air leak		Yes	
Vehicle Maintenance		Truck Tractor		2		396.3A1:Inspection/repair and maintenance parts and access		Yes	
Inspection Date	Inspection ID	Inspection State	Location Description	Total Severity	# of Violations	Shipper Name	Inspection Level	Post Accident	Out of Service
09/20/2022	76694981	CA	MISSION GRADE IF	19	4		2	No	No
BASIC		Unit Type		Severity		Description		Out of Service	
Vehicle Maintenance		Truck Tractor		8		393.75C:Tire -other tread depth less than 2/32 of inch		No	
Vehicle Maintenance		Truck Tractor		6		393.9TS:Inoperative turn signal		No	
Vehicle Maintenance		Truck Tractor		3		393.11:No/defective lighting devices/reflective devices/p		No	
Vehicle Maintenance		Truck Tractor		2		396.3A1:Inspection/repair and maintenance parts and access		No	
VIN 1A914165660074005		# of Inspections: 2		Total Severity: 29		Percentage of Total: 30.53%		Avg. Weight Per Inspection: 14.5	
Inspection Date	Inspection ID	Inspection State	Location Description	Total Severity	# of Violations	Shipper Name	Inspection Level	Post Accident	Out of Service
09/27/2022	76734054	CA	MISSION GRADE IF	10	2		1	No	Yes
BASIC		Unit Type		Severity		Description		Out of Service	
Vehicle Maintenance		Semi Trailer		8		393.75A3:Tire -flat and/or audible air leak		Yes	
Vehicle Maintenance		Semi Trailer		2		396.3A1:Inspection/repair and maintenance parts and access		Yes	
Inspection Date	Inspection ID	Inspection State	Location Description	Total Severity	# of Violations	Shipper Name	Inspection Level	Post Accident	Out of Service
09/20/2022	76694981	CA	MISSION GRADE IF	19	4		2	No	No
BASIC		Unit Type		Severity		Description		Out of Service	
Vehicle Maintenance		Semi Trailer		8		393.75C:Tire -other tread depth less than 2/32 of inch		No	
Vehicle Maintenance		Semi Trailer		6		393.9TS:Inoperative turn signal		No	
Vehicle Maintenance		Semi Trailer		3		393.11:No/defective lighting devices/reflective devices/p		No	
Vehicle Maintenance		Semi Trailer		2		396.3A1:Inspection/repair and maintenance parts and access		No	



VIN 1A924166X60074005		# of Inspections: 2		Total Severity: 29		Percentage of Total: 30.53%		Avg. Weight Per Inspection: 14.5	
Inspection Date	Inspection ID	Inspection State	Location Description	Total Severity	# of Violations	Shipper Name	Inspection Level	Post Accident	Out of Service
09/27/2022	76734054	CA	MISSION GRADE IF	10	2		1	No	Yes
BASIC		Unit Type		Severity		Description		Out of Service	
Vehicle Maintenance		Full Trailer		8		393.75A3:Tire -flat and/or audible air leak		Yes	
Vehicle Maintenance		Full Trailer		2		396.3A1:Inspection/repair and maintenance parts and access		Yes	
Inspection Date	Inspection ID	Inspection State	Location Description	Total Severity	# of Violations	Shipper Name	Inspection Level	Post Accident	Out of Service
09/20/2022	76694981	CA	MISSION GRADE IF	19	4		2	No	No
BASIC		Unit Type		Severity		Description		Out of Service	
Vehicle Maintenance		Full Trailer		8		393.75C:Tire -other tread depth less than 2/32 of inch		No	
Vehicle Maintenance		Full Trailer		6		393.9TS:Inoperative turn signal		No	
Vehicle Maintenance		Full Trailer		3		393.11:No/defective lighting devices/reflective devices/p		No	
Vehicle Maintenance		Full Trailer		2		396.3A1:Inspection/repair and maintenance parts and access		No	





Inspection History ToC							
Inspection Date	Report Number	Report State	Plate Number	Plate State	Type	Severity Weight	Time Weight
05/30/2023	UF44003886	CA	9G20525	CA	Truck Tractor		1
3AKBGADV1ESFN9952 - Power Unit - Unsafe Driving Violation: 392.2LV Lane Restriction violation						3	
3AKBGADV1ESFN9952 - Power Unit - Unsafe Driving Violation: 392.71A Using or equipping a CMV with radar detector						5	
09/27/2022	NDN6006167	CA	9G20525	CA	Truck Tractor		0
3AKBGADV1ESFN9952 - Power Unit - OOS Vehicle Maintenance Violation: 393.75A3 Tire - flat and/or audible air leak						8	
3AKBGADV1ESFN9952 - Power Unit - OOS Vehicle Maintenance Violation: 396.3A1 Inspection/repair and maintenance parts and accessories						2	
09/20/2022	NC7K006368	CA	9G20525	CA	Truck Tractor		0
3AKBGADV1ESFN9952 - Power Unit - Vehicle Maintenance Violation: 393.11 No/defective lighting devices/reflective devices/projected						3	
3AKBGADV1ESFN9952 - Power Unit - Vehicle Maintenance Violation: 393.75C Tire - other tread depth less than 2/32 of inch						8	
3AKBGADV1ESFN9952 - Power Unit - Vehicle Maintenance Violation: 393.9TS Inoperative turn signal						6	
3AKBGADV1ESFN9952 - Power Unit - Vehicle Maintenance Violation: 396.3A1 Inspection/repair and maintenance parts and accessories						2	
05/24/2021	UBGJ002936	CA	XP25854	CA	Truck Tractor		0
03/11/2021	UDJB001487	CA	XP25854	CA	Truck Tractor		0
3AKJGLD56ESFP8634 - Power Unit - Unsafe Driving Violation: 392.71A Using or equipping a CMV with radar detector						5	
12/02/2020	UDJB001272	CA	XP25854	CA	Truck Tractor		0
3AKJGLD56ESFP8634 - Power Unit - Hours-Of-Service Violation: 395.8 Driver record of duty status (general/form and manner)						1	
3AKJGLD56ESFP8634 - Power Unit - Vehicle Maintenance Violation: 393.9 Inoperative required lamps						2	
3AKJGLD56ESFP8634 - Power Unit - Vehicle Maintenance Violation: 396.3A1 Brake system pressure loss						4	
05/12/2020	UEFK000625	CA	XP25854	CA	Truck Tractor		0
3AKJGLD56ESFP8634 - Power Unit - Vehicle Maintenance Violation: 393.126 Fail to ensure intermodal container secured						1	
03/25/2020	UEH7000648	CA	XP25854	CA	Truck Tractor		0
3AKJGLD56ESFP8634 - Power Unit - Hours-Of-Service Violation: 395.8 F01 Drivers record of duty status not current						5	
3AKJGLD56ESFP8634 - Power Unit - Unsafe Driving Violation: 392.2C Failure to obey traffic control device						5	
3AKJGLD56ESFP8634 - Power Unit - Unsafe Driving Violation: 392.2LV Lane Restriction violation						3	
03/06/2020	UDL9000506	CA	XP25854	CA	Truck Tractor		0
3AKJGLD56ESFP8634 - Power Unit - OOS Vehicle Maintenance Violation: 393.126 Fail to ensure intermodal container secured						1	
02/12/2020	NDKW001015	CA	XP25854	CA	Truck Tractor		0
3AKJGLD56ESFP8634 - Power Unit - Vehicle Maintenance Violation: 393.11 No/defective lighting devices/reflective devices/projected						3	
3AKJGLD56ESFP8634 - Power Unit - Vehicle Maintenance Violation: 393.47E Clamp/Roto-Chamber type brake(s) out of adjustment						4	
07/15/2019	NDE9000285	CA	XP25854	CA	Truck Tractor		0
3AKJGLD56ESFP8634 - Power Unit - Vehicle Maintenance Violation: 393.11 No/defective lighting devices/reflective devices/projected						3	
3AKJGLD56ESFP8634 - Power Unit - Vehicle Maintenance Violation: 393.47E Clamp/Roto-Chamber type brake(s) out of adjustment						4	
3AKJGLD56ESFP8634 - Power Unit - Vehicle Maintenance Violation: 393.53C Brake adjustment indicator CMV manufactured on or after 10/20/1994 - external automatic adjustment						4	
3AKJGLD56ESFP8634 - Power Unit - Vehicle Maintenance Violation: 393.60C Damaged or discolored windshield						1	
3AKJGLD56ESFP8634 - Power Unit - OOS Vehicle Maintenance Violation: 396.3A1 BOS BRAKES OUT OF SERVICE: The number of defective brakes is equal to or greater than 20 percent of the service brakes on the vehicle or combination						0	
03/04/2019	A176400504	CA	XP25854	CA	Truck Tractor		0
3AKJGLD56ESFP8634 - Power Unit - Vehicle Maintenance Violation: 393.47E Clamp/Roto-Chamber type brake(s) out of adjustment						4	
3AKJGLD56ESFP8634 - Power Unit - Vehicle Maintenance Violation: 393.53BA Automatic brake adjuster CMV manufactured on or after 10/20/1994 - air brake						4	
3AKJGLD56ESFP8634 - Power Unit - Vehicle Maintenance Violation: 396.3A1 Inspection/repair and maintenance parts and accessories						2	
03/04/2019	A164754024	CA	XP25854	CA	Truck Tractor		0
01/16/2019	A153365214	CA	XP25854	CA	Truck Tractor		0
3AKJGLD56ESFP8634 - Power Unit - State/Local Laws Violation: 392.2S LLEWA3 State/Local Laws - Excessive Weight - More Than 5000 Lbs Over On An Axle/Axle Groups						0	
09/04/2018	A129539917	CA	XP25854	CA	Truck Tractor		0
08/25/2018	A170692492	CA	XP25854	CA	Truck Tractor		0
3AKJGLD56ESFP8634 - Power Unit - Vehicle Maintenance Violation: 393.47E Clamp/Roto-Chamber type brake(s) out of adjustment						4	
3AKJGLD56ESFP8634 - Power Unit - Vehicle Maintenance Violation: 396.3A1 Inspection/repair and maintenance parts and accessories						2	
Only the first 20 inspections are shown. See the live report for more data.							