



Table of Contents

1. Overview	2. BASIC Scores History
3. BASIC Measures	4. KPI: BASIC Measures by Cargo Group
5. Estimated ISS Score	6. Investigation Results
7. Penalties History	8. Acute Critical Violations
9. Red Flag Violation Details	10. DOT Registration Information
11. DOT MCS-150 History	12. Crash Summary
13. Inspection Summary	14. KPI: Inspection Viol OOS Rates by Cargo Group
15. FHWA Registration Information	16. FHWA Insurance Information
17. FHWA Authorities	18. Severe Violations
19. Violation Report	20. Violation Summary
21. Violation Enforcement Chronology	22. Inspection Violations & OOS Counts
23. Radius Of Operation	24. Inspection & Crash Locations
25. Cargo Hot Spots	26. Inspection Violations & OOS Chronology
27. Percent of Insp & Crash by State	28. VIN Insp Summary by State
29. Violations By Unit Type	30. Equipment Ownership
31. Equipment Details	32. Vehicle Age
33. States of Power Unit Registrations	34. Equipment Acquisitions
35. Driver Details	36. Shared VIN Summary
37. Shipper Table	38. Safety Summary
39. Safety Details	40. Crash Detail Color Coded
41. Inspections with Shared Equipment	42. Inspection Tabular Details
43. Inspection Summary By Month	44. VIN Inspection Violation Details
45. Inspection History	46. Crash Hot Spots
47. DOT MCS-150 History Equipment and Driver Details	48. Chameleon



Business Address

6681 KAISER AVE
FONTANA, CA
92336

Contact Info

(562)-547-1236

SELECTLIMO8@GMAIL.COM

FHWA Address

6681 KAISER AVE
FONTANA, CA, 92336
Phone: (562)-547-1236

Mailing Address

6681 KAISER AVE
FONTANA, CA
92336

Overview ToC

Operating Status: AUTHORIZED FOR Property
One other company viewed this DOT in the past two months
Crash/PU ratio: 0.0%
Clean Inspection ratio: 57.14%

Estimated BASIC Scores (as of 8/29/2025)

	Unsafe Driving	Hours of Service	Driver Fitness	Controlled Sub. and Alcohol	Vehicle Maintenance	HM Compliance	Crash
Relative Scores	0% ⬇	0% ⬇	0% ○	0% ○	0% ⊖	0% ○	0% ○
Alert Status	No	No	No	No	No	No	No



Estimated Inspection Selection System (ISS) Score: 28
Category: Pass

BASIC Scores History - Unsafe Driving ToC

There are no Scores for this BASIC

BASIC Scores History - Hours of Service ToC

There are no Scores for this BASIC

BASIC Scores History - Driver Fitness ToC

There are no Scores for this BASIC

BASIC Scores History - Controlled Substance ToC

There are no Scores for this BASIC



BASIC Scores History - Vehicle Maintenance ToC

There are no Scores for this BASIC

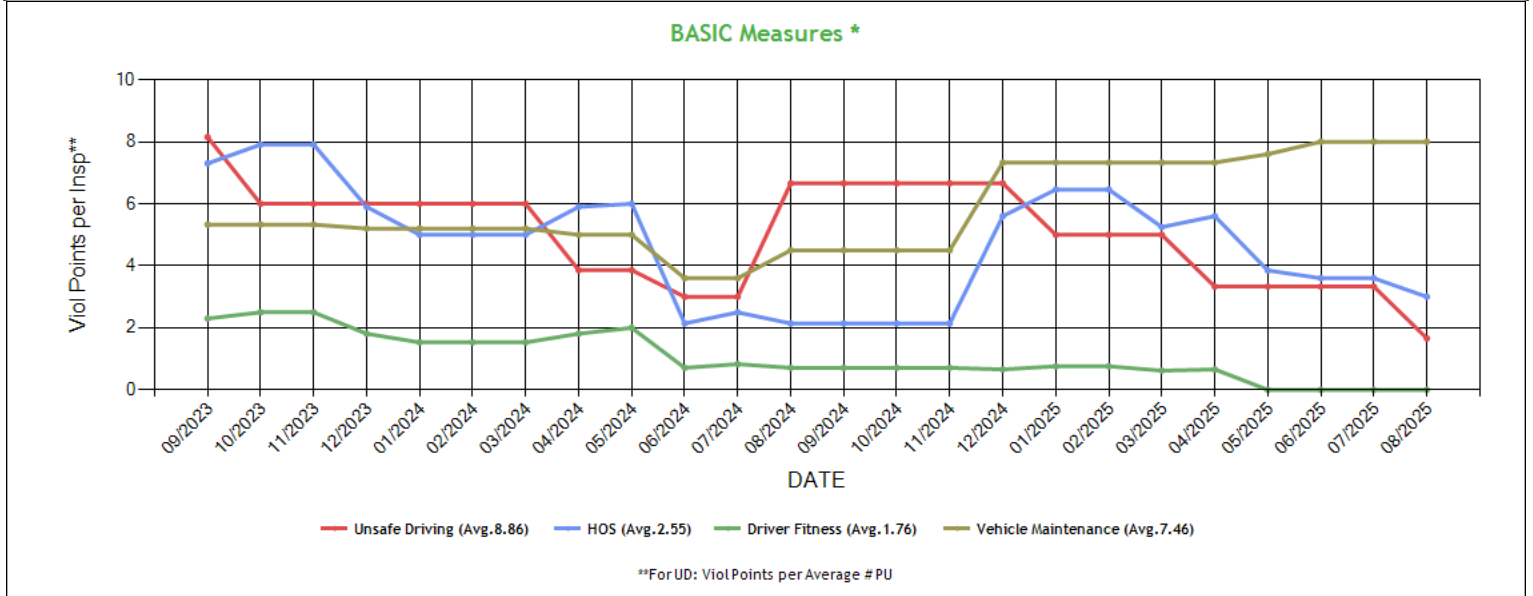
BASIC Scores History - Crash ToC

There are no Scores for this BASIC

BASIC Scores History - Hazmat ToC

There are no Scores for this BASIC

BASIC Measures: Violation Points per Inspection Trends ToC



* BASIC Measures are the absolute SMS scores that are compared within each Safety Event Group to determine the BASIC Score percentiles. Averages based on fleets with 1-5 power units.



BASIC Measures * - Table ToC

UD-Unsafe Driving, HOS-Hours of Service, DF-Driver Fitness, CS-Controlled Substances, VM-Vehicle Maintenance

Date	UD Measure	UD AC	UD with Viol	HOS Measure	HOS AC	HOS with Viol	DF Measure	DF AC	DF with Viol	CS Measure	CS AC	CS with Viol	VM Measure	VM AC	VM with Viol
08/2025	1.66	N	1	3.00	N	1	0.00	N	0	0.00	N	0	8.00	N	2
07/2025	3.33	N	1	3.60	N	1	0.00	N	0	0.00	N	0	8.00	N	2
06/2025	3.33	N	1	3.60	N	1	0.00	N	0	0.00	N	0	8.00	N	2
05/2025	3.33	N	1	3.85	N	1	0.00	N	0	0.00	N	0	7.60	N	2
04/2025	3.33	N	1	5.60	N	2	0.66	N	1	0.00	N	0	7.33	N	3
03/2025	5.00	N	2	5.25	N	2	0.62	N	1	0.00	N	0	7.33	N	3
02/2025	5.00	N	2	6.46	N	2	0.76	N	1	0.00	N	0	7.33	N	3
01/2025	5.00	N	2	6.46	N	2	0.76	N	1	0.00	N	0	7.33	N	3
12/2024	6.66	N	2	5.60	N	2	0.66	N	1	0.00	N	0	7.33	N	3
11/2024	6.66	N	2	2.14	N	1	0.71	N	1	0.00	N	0	4.50	N	2
10/2024	6.66	N	2	2.14	N	1	0.71	N	1	0.00	N	0	4.50	N	2
09/2024	6.66	N	2	2.14	N	1	0.71	N	1	0.00	N	0	4.50	N	2
08/2024	6.66	N	2	2.14	N	1	0.71	N	1	0.00	N	0	4.50	N	2
07/2024	3.00	N	2	2.50	N	1	0.83	N	1	0.00	N	0	3.60	N	2
06/2024	3.00	N	2	2.14	N	1	0.71	N	1	0.00	N	0	3.60	N	2
05/2024	3.86	N	2	6.00	N	1	2.00	N	1	0.00	N	0	5.00	N	2
04/2024	3.86	N	2	5.90	N	2	1.81	N	1	0.00	N	0	5.00	N	2
03/2024	6.00	N	2	5.00	N	2	1.53	N	1	0.00	N	0	5.20	N	3
02/2024	6.00	N	2	5.00	N	2	1.53	N	1	0.00	N	0	5.20	N	3
01/2024	6.00	N	2	5.00	N	2	1.53	N	1	0.00	N	0	5.20	N	3
12/2023	6.00	N	2	5.90	N	2	1.81	N	1	0.00	N	0	5.20	N	3
11/2023	6.00	N	2	7.91	N	2	2.50	N	1	0.00	N	0	5.33	N	3
10/2023	6.00	N	2	7.91	N	2	2.50	N	1	0.00	N	0	5.33	N	3
09/2023	8.15	N	2	7.30	N	2	2.30	N	1	0.00	N	0	5.33	N	3
08/2023	8.15	N	2	7.30	N	2	2.30	N	1	0.00	N	0	5.33	N	3
07/2023	9.87	N	2	6.78	N	2	2.14	N	1	0.00	N	0	4.57	N	3
06/2023	9.87	N	2	8.63	N	2	2.72	N	1	0.00	N	0	4.57	N	3
05/2023	12.31	N	2	0.55	N	1	0.00	N	0	0.00	N	0	4.40	N	2
04/2023	12.31	N	2	1.00	N	1	0.00	N	0	0.00	N	0	4.40	N	2
03/2023	4.28	N	1	1.37	N	2	0.00	N	0	0.00	N	0	4.40	N	2
02/2023	4.28	N	1	1.22	N	2	0.00	N	0	0.00	N	0	4.66	N	2
01/2023	6.41	N	1	1.00	N	2	0.00	N	0	0.00	N	0	4.00	N	2
12/2022	6.41	N	1	0.91	N	2	0.00	N	0	0.00	N	0	4.00	N	2
11/2022	7.50	N	1	0.84	N	2	0.00	N	0	0.00	N	0	4.50	N	2
10/2022	7.50	N	1	1.13	N	2	0.00	N	0	0.00	N	0	4.50	N	2
09/2022	7.50	N	1	1.06	N	2	0.00	N	0	0.00	N	0	4.66	N	2
08/2022	7.50	N	1	1.06	N	2	0.00	N	0	0.00	N	0	4.66	N	2
07/2022	0.00	N	0	1.33	N	2	0.00	N	0	0.00	N	0	7.00	N	2
06/2022	0.00	N	0	1.33	N	2	0.00	N	0	0.00	N	0	7.00	N	2
05/2022	0.00	N	0	1.77	N	2	0.00	N	0	0.00	N	0	6.00	N	1
04/2022	0.00	N	0	0.16	N	1	0.00	N	0	0.00	N	0	6.00	N	1
03/2022	0.00	N	0	0.50	N	1	0.00	N	0	0.00	N	0	0.00	N	0
02/2022	0.00	N	0	0.50	N	1	0.00	N	0	0.00	N	0	0.00	N	0
01/2022	0.00	N	0	0.40	N	1	0.00	N	0	0.00	N	0	0.00	N	0
12/2021	0.00	N	0	0.33	N	1	0.00	N	0	0.00	N	0	0.00	N	0
11/2021	0.00	N	0	0.33	N	1	0.00	N	0	0.00	N	0	0.00	N	0
10/2021	0.00	N	0	0.33	N	1	0.00	N	0	0.00	N	0	0.00	N	0
09/2021	0.00	N	0	0.42	N	1	0.00	N	0	0.00	N	0	0.00	N	0
08/2021	0.00	N	0	0.42	N	1	0.00	N	0	0.00	N	0	0.00	N	0
07/2021	0.00	N	0	0.37	N	1	0.00	N	0	0.00	N	0	0.00	N	0
06/2021	0.00	N	0	0.33	N	1	0.00	N	0	0.00	N	0	0.00	N	0
05/2021	0.00	N	0	0.33	N	1	0.00	N	0	0.00	N	0	0.00	N	0
04/2021	0.00	N	0	0.00	N	0	0.00	N	0	0.00	N	0	0.00	N	0
03/2021	0.00	N	0	0.00	N	0	0.00	N	0	0.00	N	0	0.00	N	0
02/2021	0.00	N	0	0.00	N	0	0.00	N	0	0.00	N	0	0.00	N	0
01/2021	0.00	N	0	0.00	N	0	0.00	N	0	0.00	N	0	0.00	N	0
12/2020	0.00	N	0	0.00	N	0	0.00	N	0	0.00	N	0	0.00	N	0



11/2020	0.00	N	0	0.00	N	0	0.00	N	0	0.00	N	0	0.00	N	0
---------	------	---	---	------	---	---	------	---	---	------	---	---	------	---	---

* BASIC Measures are the absolute SMS scores that are compared within each Safety Event Group to determine the BASIC Score percentiles.

KPI: BASIC Measures by Fleet Size and Cargo Group ToC														
Fleet Size: 1-5 PUs														
	Unsafe Driving		Hours of Service		Driver Fitness		Controlled Substance		Vehicle Maintenance		HM Compliance		Crash	
Cargo Group (Companies)	Avg.	Comp. to Avg.	Avg.	Comp. to Avg.	Avg.	Comp. to Avg.	Avg.	Comp. to Avg.	Avg.	Comp. to Avg.	Avg.	Comp. to Avg.	Avg.	Comp. to Avg.
General Freight (491596)	0.79	Worse	0.21	Worse	0.21	Better	0.01	Better	1.87	Worse	0.01	Better	0.06	Better
WARIS TRANSPORTATION INC	1.66		3.00		0.00		0.00		8.00		0.00		0.00	

Estimated ISS Score: 28 Pass ToC About the Inspection Selection System



Estimated ISS Score History - Table ToC

Date	Estimated ISS Score	Recommendation	Algorithm
08/29/2025	28	Pass	Safety Algorithm
07/25/2025	4	Pass	Safety Algorithm
06/30/2025	4	Pass	Safety Algorithm
05/31/2025	4	Pass	Safety Algorithm
04/25/2025	7	Pass	Safety Algorithm
03/28/2025	6	Pass	Safety Algorithm
02/28/2025	7	Pass	Safety Algorithm
01/31/2025	6	Pass	Safety Algorithm
12/27/2024	5	Pass	Safety Algorithm
11/29/2024	3	Pass	Safety Algorithm
10/25/2024	3	Pass	Safety Algorithm
09/27/2024	3	Pass	Safety Algorithm
08/30/2024	3	Pass	Safety Algorithm
07/26/2024	3	Pass	Safety Algorithm
06/28/2024	3	Pass	Safety Algorithm
05/31/2024	7	Pass	Safety Algorithm
04/26/2024	7	Pass	Safety Algorithm
03/29/2024	6	Pass	Safety Algorithm
02/23/2024	6	Pass	Safety Algorithm
01/26/2024	6	Pass	Safety Algorithm
12/29/2023	8	Pass	Safety Algorithm
11/24/2023	10	Pass	Safety Algorithm
10/27/2023	10	Pass	Safety Algorithm
09/29/2023	9	Pass	Safety Algorithm
08/25/2023	9	Pass	Safety Algorithm
07/28/2023	9	Pass	Safety Algorithm
06/30/2023	12	Pass	Safety Algorithm
05/26/2023	1	Pass	Safety Algorithm
04/28/2023	2	Pass	Safety Algorithm
03/31/2023	2	Pass	Safety Algorithm
02/24/2023	2	Pass	Safety Algorithm
01/27/2023	2	Pass	Safety Algorithm
12/30/2022	2	Pass	Safety Algorithm
11/25/2022	2	Pass	Safety Algorithm
10/28/2022	2	Pass	Safety Algorithm
09/30/2022	2	Pass	Safety Algorithm
08/26/2022	2	Pass	Safety Algorithm
07/29/2022	28	Pass	Safety Algorithm
06/24/2022	29	Pass	Safety Algorithm
05/27/2022	3	Pass	Safety Algorithm
04/29/2022	1	Pass	Safety Algorithm
03/25/2022	1	Pass	Safety Algorithm
02/25/2022	1	Pass	Safety Algorithm
01/28/2022	1	Pass	Safety Algorithm
12/31/2021	1	Pass	Safety Algorithm
11/26/2021	1	Pass	Safety Algorithm
10/29/2021	1	Pass	Safety Algorithm
09/24/2021	1	Pass	Safety Algorithm
08/27/2021	1	Pass	Safety Algorithm
07/30/2021	1	Pass	Safety Algorithm
06/25/2021	1	Pass	Safety Algorithm
05/28/2021	1	Pass	Safety Algorithm
04/30/2021	70	Optional Inspect	Insufficient Data Algorithm
03/26/2021	70	Optional Inspect	Insufficient Data Algorithm
02/26/2021	70	Optional Inspect	Insufficient Data Algorithm
01/29/2021	66	Optional Inspect	Insufficient Data Algorithm
12/18/2020	63	Optional Inspect	Insufficient Data Algorithm
11/27/2020	66	Optional Inspect	Insufficient Data Algorithm



Investigation Results [ToC](#)

No Investigations reported on FMCSA website

Penalties History [ToC](#)

There is a problem with the Penalties data on FMCSA website.

Acute Critical Violations (Based on Investigations as per CSA Methodology Appendix A) [ToC](#)

No Data

No red flag violations in the last 24 months

DOT Registration Information: The following information on this specific DOT # is from the Federal DOT (as of Operating Authority)					
DOT Registration: 11/13/2020		Total Power Units: 3		Total Trailers: 3	
Total Trucks: 3		Total Passenger Vehicles: 0			
Status	Entity Type	Organization Type	Nation	Total Cars	Drivers / CDL Drivers
A	C	-	US	0	4* / 4
MCS-150 Date	Op Codes	Shipper Op Codes	Shipper HazMat Op Codes	Latest Review Type	Latest Review Document Number(Date)
03/04/2024	A				()
MCS-150 Mileage (Year)	Record Update Date	Transports Hazmats	DOT Census Date	Recordable Accident Rate	Preventable Accident Rate
160,000 (2024)	03/04/2024	N	11/13/2020	0%	0%
MCS-151 Mileage	Safety Rating (Date)	SEA Accident	SEA Driver	SEA Vehicle	SEA Management
0	None (None)	0%	0%	0%	0%
Classification Codes		Cargo Carried (per MCS-150)			
Authorized-For-Hire		General Freight			

DOT MCS-150 History			(as of 01/09/2023 DOT census)						
Census Date	MCS-150 Date	MCS-150 Mileage	VM T Year	Power Units	Drivers	Trailers	Company Rep1	Company Rep2	Email
1/9/2023	12/22/2022	160000	2022	3	4	3	ANKIT NARULA		SELECTLIMO8@GMAIL.COM
4/9/2022	3/10/2022	160000	2022	1	2	1	ANKIT NARULA		SELECTLIMO8@GMAIL.COM
9/9/2021	8/9/2021	25000	2021	1	1	1	ANKIT SINGH NARULA		SELECTLIMO8@GMAIL.COM
12/9/2020	11/13/2020	0		1	1	1	ANKIT SINGH NARULA		SELECTLIMO8@GMAIL.COM

Crash Summary Chart [ToC](#)Crashes Summary - Chart (based on all available crash data)

No Data



Crashes Summary - Table (based on all available crash data) ToC										
	TOTAL	Last 6 months	7-12 months	13-18 months	19-24 months	25-30 months	30-36 months	37-41 months	42-48 months	Over 49 months
Total Reportable	0	0	0	0	0	0	0	0	0	0
Fatalities	0	0	0	0	0	0	0	0	0	0
Injuries	0	0	0	0	0	0	0	0	0	0
Tow Away	0	0	0	0	0	0	0	0	0	0
With Citations	0	0	0	0	0	0	0	0	0	0
Federal Recordable	0	0	0	0	0	0	0	0	0	0
Preventable	0	0	0	0	0	0	0	0	0	0
Crash per Pwr Unit	-	0.0%	0.0%	0.0%	0.0%	0.0%	0.0%	0.0%	0.0%	-

Inspection Summary ToC			
The following inspection information is based on results for 24 months prior to: 09/10/2025. Please note that the total inspections number is not necessarily the total of the vehicle, driver and hazmat inspections, as one inspection may have included any combination of the below inspections.			
Overall	Vehicle	Driver	Hazmat
(Please note that the total inspections number is not necessarily the total of the vehicle, driver and hazmat inspections, as one inspection may have included any combination of the below inspections) Total Inspections: 7 Total Out of Service: 1 Out of Service: 14.29% National Average: 20.71% Difference: -6.42%	Total Inspections: 2 Total Out of Service: 1 Out of Service: 50.00% National Average: 24.88% Difference: 25.12%	Total Inspections: 7 Total Out of Service: 1 Out of Service: 14.29% National Average: 6.59% Difference: 7.69%	Total Inspections: 0 Total Out of Service: 0 Out of Service: 0.00% National Average: 2.32% Difference: -2.32%

KPI: Inspection Viol OOS Rates by Cargo Group ToC								
Cargo Group	OVERALL		VEHICLE		DRIVER		HAZMAT	
	Average	Compared to Average	Average	Compared to Average	Average	Compared to Average	Average	Compared to Average
General Freight	29.09%	Better	25.18%	Worse	13.00%	Worse	0.15%	Better
WARIS TRANSPORTATION INC	14.29%		50.0%		14.29%		0%	

FHWA Registration Information: The following data on this Motor Carrier is from the Federal Hwy Administration (as of 9/9/2025)								
Docket Number	DOT Number	Company Name	DBA Name	Address	City	State	Country	ZIP Code
MC1168863	3521243	WARIS TRANSPORTATION INC		6681 KAISER AVE	FONTANA	CA	US	92336
Phone Number	Fax Number	Mail Address	Mail City	Mail State	Mail Contry	Mail ZIP Code	Mail Phone Number	Mail Fax Number
(562)-547-1236								
Date of Last Change	Freight	Passenger	Household Goods	Active Authority	Pending Authority	Revocation Pending Authority		
9/9/2025	Y	N	N	/ Common /	/	/ Common /		

Insurance Required (as of 09/09/2025) ToC			
Docket Number	Insurance Type	Insurance Required	Insurance on File
MC1168863	BIPD	\$750k	\$750k
MC1168863	Cargo	No	No
MC1168863	Bond	No	No



Active / Pending Insurance (as of 09/09/2025)

Docket Number	Form	Type	Insurance Carrier	Policy/Surety	Coverage From	Coverage To	Required	On File	Effective Date	Cancel Date
MC1168863	91X	BIPD/Primary	SECURITY NATIONAL INSURANCE CO.	SMC1810480	\$0k	\$750k	\$750k	\$750k	12/02/2024	10/04/2025

Insurance History (as of 09/09/2025)

Docket Number	Form	Type	Insurance Carrier	Policy/Surety	Coverage From	Coverage To	Effective Date From	Effective Date To
MC1168863	91X	BIPD/Primary	SECURITY NATIONAL INSURANCE CO.	SMC1810480	\$0k	\$750k	12/02/2024	12/02/2025 Cancelled
MC1168863	91X	BIPD/Primary	SECURITY NATIONAL INSURANCE CO.	SMC1810480	\$0k	\$750k	12/02/2024	12/02/2024 Replaced
MC1168863	91X	BIPD/Primary	SECURITY NATIONAL INSURANCE CO.	SMC1810480	\$0k	\$750k	12/02/2023	12/02/2024 Cancelled
MC1168863	91X	BIPD/Primary	SECURITY NATIONAL INSURANCE CO.	SMC1810480	\$0k	\$750k	12/02/2023	10/10/2024 Cancelled
MC1168863	91X	BIPD/Primary	SECURITY NATIONAL INSURANCE CO.	SMC1810480	\$0k	\$750k	12/02/2023	12/02/2023 Replaced
MC1168863	91X	BIPD/Primary	SECURITY NATIONAL INSURANCE CO.	SMC1810480	\$0k	\$750k	12/02/2022	12/02/2023 Cancelled
MC1168863	91X	BIPD/Primary	UNITED FINANCIAL CASUALTY COMPANY	CA04255703	\$0k	\$750k	12/02/2021	12/02/2022 Replaced
MC1168863	91X	BIPD/Primary	CANAL INSURANCE CO.	808564001	\$0k	\$750k	12/02/2020	12/02/2021 Cancelled

FHWA Authorities (as of 09/09/2025) ToC

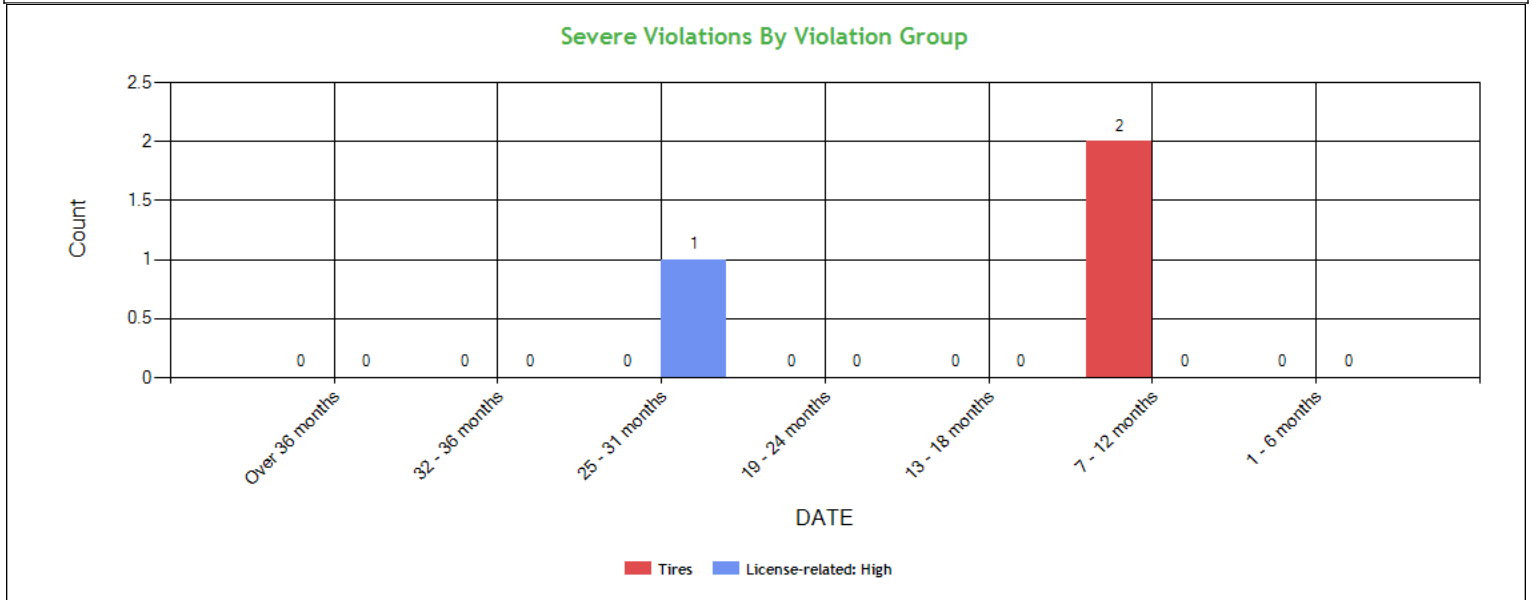
Docket#	L&I Name	Active Authority	Inactive Authority	Pending Authority	Revocation Pending Authority	Freight	Passenger	Household Goods
MC1168863	WARIS TRANSPORTATION INC	Common /			Common /	Yes	No	No

Authority History (as of 09/09/2025)

Docket Number	Sub	Auth Type	Original Action	Disposition
MC1168863		COMMON	INVOLUNTARY REVOCATION 11/5/2024 12:00:00 AM	DISCONTINUED REVOCATION 12/3/2024 12:00:00 AM
MC1168863		COMMON	INVOLUNTARY REVOCATION 9/13/2024 12:00:00 AM	DISCONTINUED REVOCATION 9/26/2024 12:00:00 AM
MC1168863		COMMON	INVOLUNTARY REVOCATION 11/6/2023 12:00:00 AM	DISCONTINUED REVOCATION 12/4/2023 12:00:00 AM
MC1168863		COMMON	INVOLUNTARY REVOCATION 11/5/2021 12:00:00 AM	DISCONTINUED REVOCATION 11/30/2021 12:00:00 AM
MC1168863		COMMON	GRANTED 12/7/2020 12:00:00 AM	



Severe Violations (i.e. those with ≥ 8 points) - Chart : 2 Violations 2 occurrences ToC



Severe Violations (i.e. those with ≥ 8 points) - Table : 2 Violations 3 occurrences ToC

Code	Description	Category	BASIC Weight	Total count	Last 6 month s	7-12 month s	13-18 month s	19-24 month s	25-31 month s	32-36 month s	Over 36 month s
393.75A3TAOL	TIRES - ALL OTHERS LEAKING OR INFLATION LESS THAN 50% OF THE MAXIMUM INFLATION PRESSURE.	Tires	8	2	0	2	0	0	0	0	0
383.23A2	Operating a CMV without a CDL	License-related: High	8	1	0	0	0	0	1	0	0



Violation Report ToC						
Inspection Date	Inspection State	BASIC	Violation Description	OOS	VIN	Severity Points
08/09/2025	CA	-	392.2SLL - State/Local Laws -	No	4V4NC9EH2PN308563	7
12/09/2024	AZ	Hours-Of-Service	395.3A3IHOSPDIT - HOS (PROPERTY) - DRIVING MORE THAN 11 HOURS FOLLOWING 10 CONSECUTIVE HOURS OFF DUTY AT THE TIME OF INSPECTION. TIME:	Yes	1XPBD49X8ND788674	7
12/09/2024	AZ	Hours-Of-Service	395.8EHOSPDOOS - HOS (PROPERTY) - DRIVER PRODUCES A FALSE RECORD OF DUTY STATUS WITH AN APPARENT ATTEMPT TO CONCEAL HOURS. EXPLAIN:	Yes	1XPBD49X8ND788674	7
12/09/2024	AZ	Vehicle Maintenance	393.75A3TAOL - TIRES - ALL OTHERS LEAKING OR INFLATION LESS THAN 50% OF THE MAXIMUM INFLATION PRESSURE.	Yes	1XPBD49X8ND788674	8
07/30/2024	LA	Unsafe Driving	392.2C - Failure to obey traffic control device	No	1XPBD49X8ND788674	5
06/23/2024	KS	Vehicle Maintenance	396.17C - Operating a CMV without proof of a periodic inspection	No	4V4NC9EH2PN308563	4
01/09/2024	CA	-	392.2RG - State vehicle registration or License Plate violation	No	1XPBD49X8ND788674	0
06/01/2023	AZ	Hours-Of-Service	395.3B2 - Requiring or permitting driver to drive after having been on duty more than 70 hours in 8 consecutive days	No	1XPBD49X8ND788674	7
06/01/2023	AZ	-	392.2IN - State Insurance Violation	No	1XPBD49X8ND788674	0
06/01/2023	AZ	Driver Fitness	383.23A2 - Operating a CMV without a CDL	Yes	1XPBD49X8ND788674	8
06/01/2023	AZ	Hours-Of-Service	395.8E - False report of drivers record of duty status	No	1XPBD49X8ND788674	7
06/01/2023	AZ	Hours-Of-Service	395.3A3PROP - Driving beyond 11 hour driving limit in a 14 hour period. (Property Carrying Vehicle)	No	1XPBD49X8ND788674	7
06/01/2023	AZ	Vehicle Maintenance	396.17C - Operating a CMV without proof of a periodic inspection	No	1XPBD49X8ND788674	4
06/01/2023	AZ	Hours-Of-Service	395.3A2PROP - Driving beyond 14 hour duty period (Property carrying vehicle)	No	1XPBD49X8ND788674	7
06/01/2023	AZ	Vehicle Maintenance	393.203E - Cab front bumper missing/unsecured/protruding	No	1XPBD49X8ND788674	2
04/20/2023	AZ	Unsafe Driving	392.2C - Failure to obey traffic control device	No	4V4NC9EH2PN308563	5
07/29/2022	KS	Unsafe Driving	392.2SLLS2 - State/Local Laws - Speeding 6-10 miles per hour over the speed limit	No	1XPBD49X8ND788674	4
06/15/2022	NM	Vehicle Maintenance	393.47E - Clamp/Roto-Chamber type brake(s) out of adjustment	No	1UYVS2532GP443610	4
06/15/2022	NM	Vehicle Maintenance	393.53B - Automatic brake adjuster CMV manufactured on or after 10/20/1994 - air brake	No	1UYVS2532GP443610	4
04/29/2022	CO	Hours-Of-Service	395.24C2II - Driver failed to manually add the trailer number	No	1FUJGLD54GLGU6797	1
No filters were applied when generating this report, see the live report for more options.						

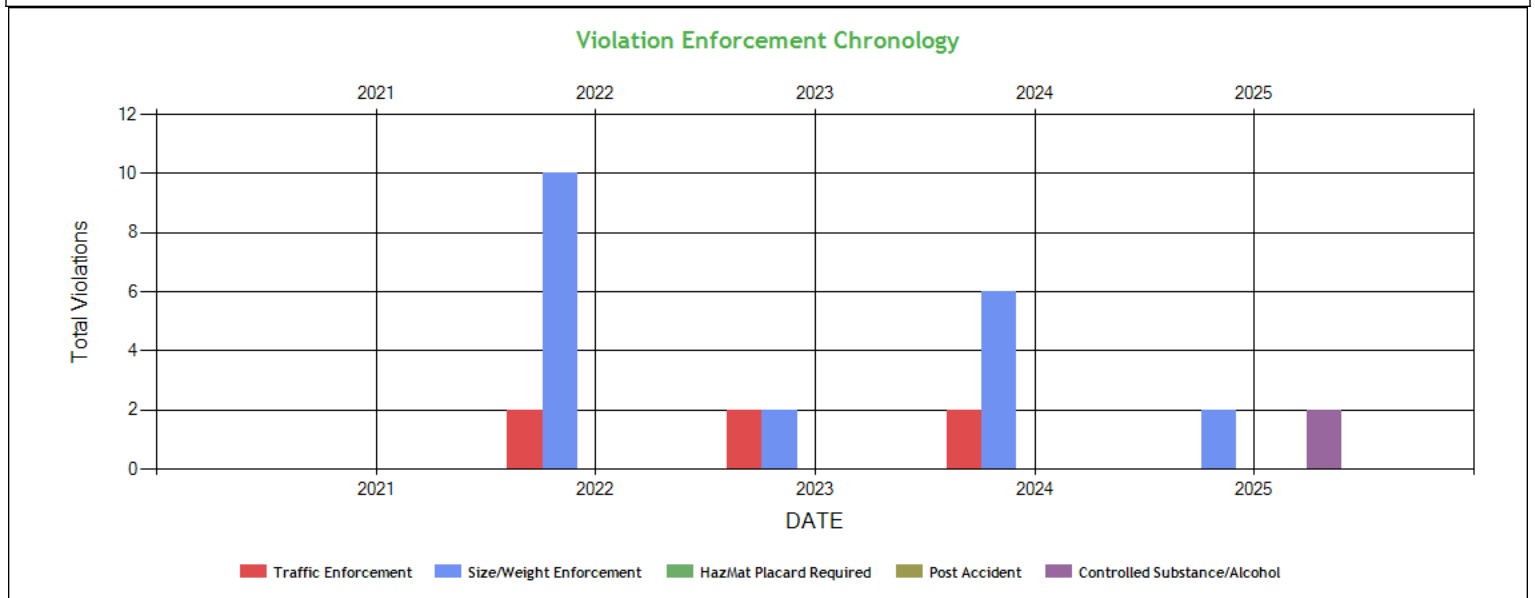


Violation Summary **ToC**

BASIC	Violation Group	Code	Description	# of Violations	# of OOS Violations	Severity Points
Vehicle Maintenance	Tires	393.75A3TAOL	TIRES - ALL OTHERS LEAKING OR INFLATION LESS THAN 50% OF THE MAXIMUM INFLATION PRESSURE.	1	1	8
	ALL OTHER DRIVER VIOLATIONS	392.2SLL	State/Local Laws -	1	0	7
Hours-Of-Service (HOS) Compliance	False Log	395.8EHOSPDOOS	HOS (PROPERTY) - DRIVER PRODUCES A FALSE RECORD OF DUTY STATUS WITH AN APPARENT ATTEMPT TO CONCEAL HOURS. EXPLAIN:	1	1	7
Hours-Of-Service (HOS) Compliance	Hours	395.3A3IHOSPDIT	HOS (PROPERTY) - DRIVING MORE THAN 11 HOURS FOLLOWING 10 CONSECUTIVE HOURS OFF DUTY AT THE TIME OF INSPECTION. TIME:	1	1	7
Unsafe Driving	Dangerous Driving	392.2C	Failure to obey traffic control device	1	0	5
Vehicle Maintenance	Inspection Reports	396.17C	Operating a CMV without proof of a periodic inspection	1	0	4
	Not used in SMS Calculation	392.2RG	State vehicle registration or License Plate violation	1	0	0

No filters were applied when generating this report, see the live report for more options.

Violation Enforcement Chronology - Chart **ToC**

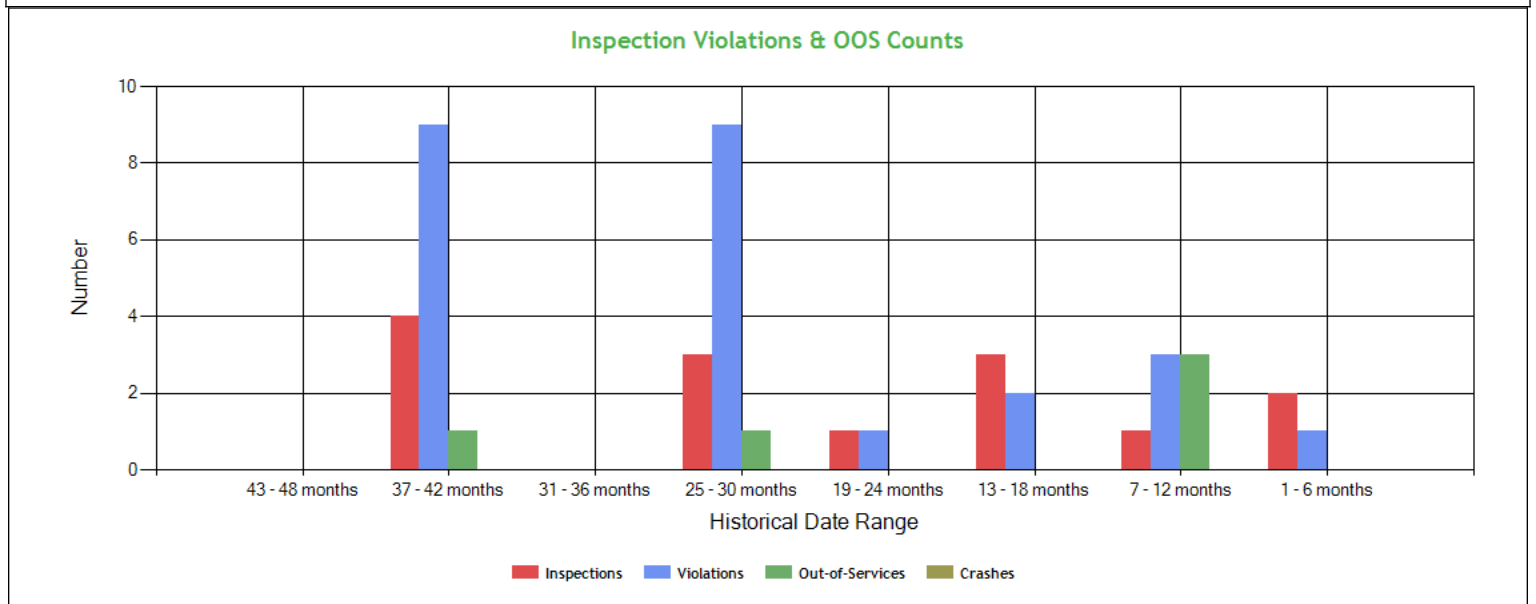




Violation Enforcement Chronology - Table ToC

	2021	2022	2023	2024	2025
Traffic Enforcement	0	2	2	2	0
Size/Weight Enforcement	0	10	2	6	2
HazMat Placard Required	0	0	0	0	0
Post Accident	0	0	0	0	0
Controlled Substance/Alcohol	0	0	0	0	2

Inspection Violations & OOS Counts - Chart ToC



Inspection Violations & OOS Counts - Table ToC

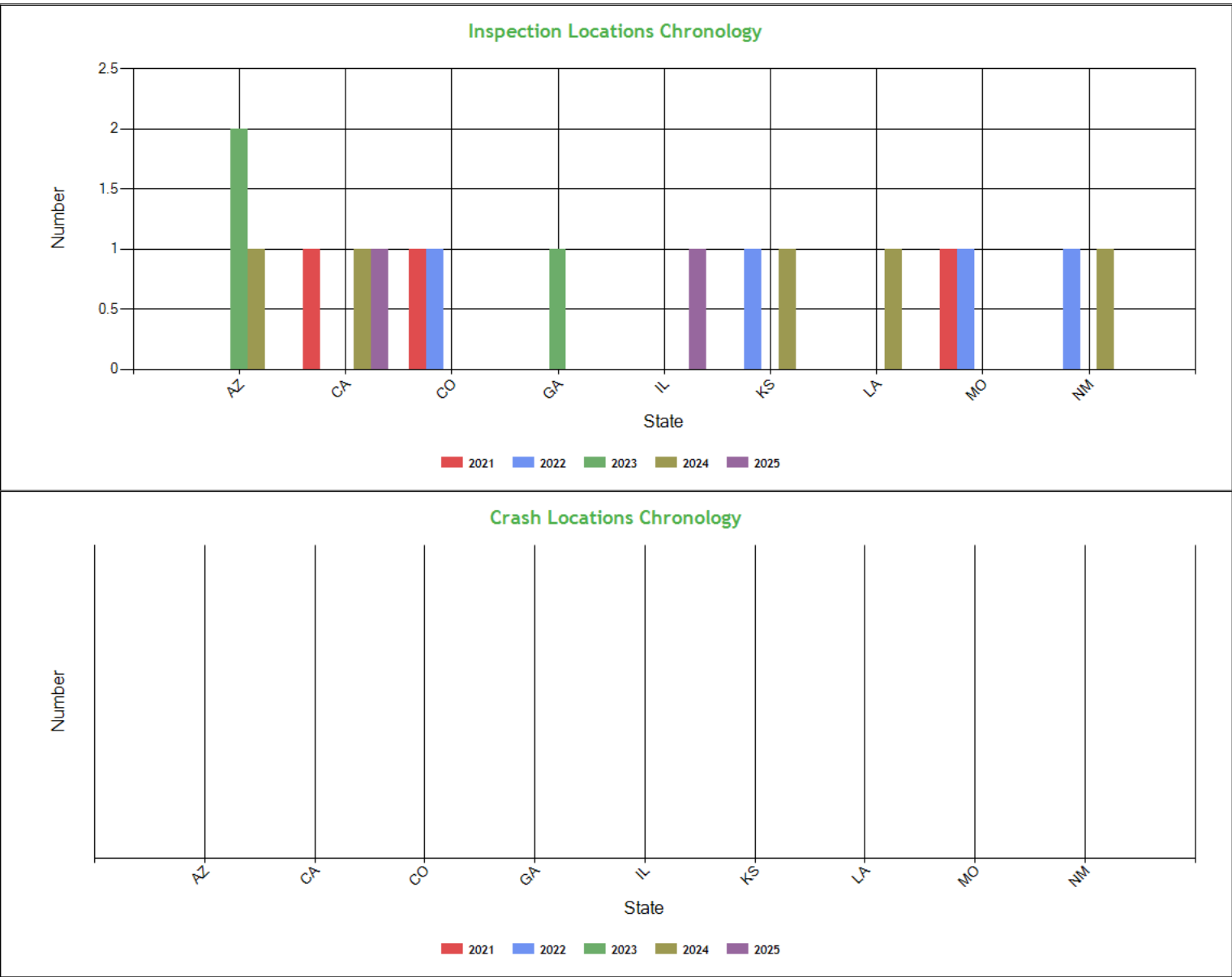
Date Range	Inspections	Violations	Out-of-Services	Crashes
TOTAL	14	25	5	0
1 - 6 months	2	1	0	0
7 - 12 months	1	3	3	0
13 - 18 months	3	2	0	0
19 - 24 months	1	1	0	0
25 - 30 months	3	9	1	0
31 - 36 months	0	0	0	0
37 - 42 months	4	9	1	0
43 - 48 months	0	0	0	0

Radius of Operation (based on Inspections and Crashes during the past 3 years) ToC

	Total	Drive between 0 and 50 miles radius	Drive between 51 and 200 miles radius	Drive between 201 and 300 miles radius	Drive between 301 and 400 miles radius	Drive between 401 and 500 miles radius	Drive between 501 and 600 miles radius	Drive beyond 600 miles radius
Power Units (i.e. unique VINs)	2	0	0	0	0	0	0	2
Percent	100%	0%	0%	0%	0%	0%	0%	100%



Inspection & Crash Locations - Chart **ToC**





Inspection & Crash Locations - Table ToC

State	Inspections					Violations					Out-of-Services					Crashes				
	2021	2022	2023	2024	2025	2021	2022	2023	2024	2025	2021	2022	2023	2024	2025	2021	2022	2023	2024	2025
TOTAL	3	4	3	5	2	1	9	9	6	1	0	1	1	3	0	0	0	0	0	0
AZ	0	0	2	1	0	0	0	9	3	0	0	0	1	3	0	0	0	0	0	0
CA	1	0	0	1	1	0	0	0	1	1	0	0	0	0	0	0	0	0	0	0
CO	1	1	0	0	0	1	5	0	0	0	0	0	0	0	0	0	0	0	0	0
GA	0	0	1	0	0	0	0	0	0	0	0	0	0	0	0	0	0	0	0	0
IL	0	0	0	0	1	0	0	0	0	0	0	0	0	0	0	0	0	0	0	0
KS	0	1	0	1	0	0	1	0	1	0	0	0	0	0	0	0	0	0	0	0
LA	0	0	0	1	0	0	0	0	1	0	0	0	0	0	0	0	0	0	0	0
MO	1	1	0	0	0	0	1	0	0	0	0	1	0	0	0	0	0	0	0	0
NM	0	1	0	1	0	0	2	0	0	0	0	0	0	0	0	0	0	0	0	0

Hot Spot Summary ToC

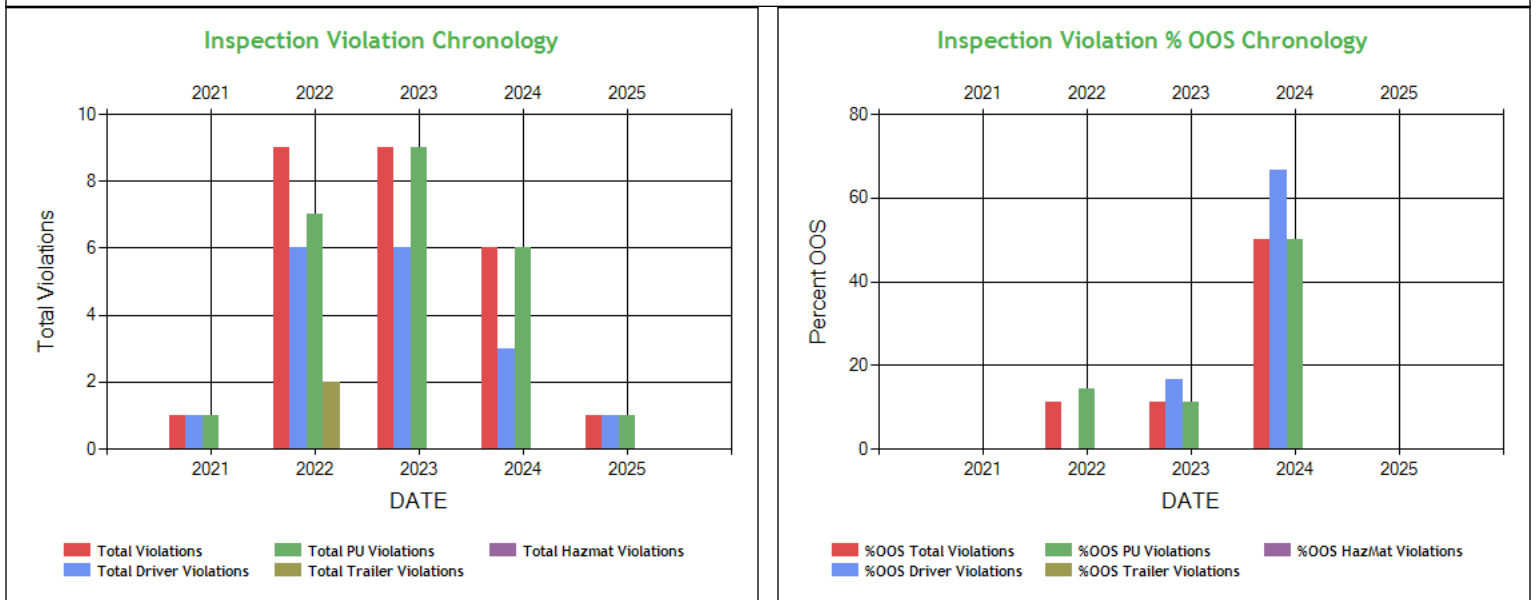
Year	Month	Level 5	Level 5 %	Level 4	Level 4 %	Level 3	Level 3 %	Level 2	Level 2 %	Level 1	Level 1 %	Level 0	Level 0 %	Levels 1 - 5	Levels 1 - 5 %
2025	August (Partial)	1	33.33%	0	0.00%	0	0.00%	0	0.00%	0	0.00%	0	0.00%	1	33.33%
2025	March	0	0.00%	0	0.00%	0	0.00%	1	33.33%	0	0.00%	0	0.00%	1	33.33%
2024	December	0	0.00%	0	0.00%	0	0.00%	0	0.00%	0	0.00%	1	33.33%	0	0.00%
Totals		1	33.33%	0	0.00%	0	0.00%	1	33.33%	0	0.00%	1	33.33%	2	66.66%

Hot Spot Analysis

State	County	Level	Count	Percentage
CA	San Bernardino	5	1	33.33%
IL	Williamson	2	1	33.33%

Report generated using the last 12 full months of inspection data

Inspection Violation % OOS Chronology - Chart ToC

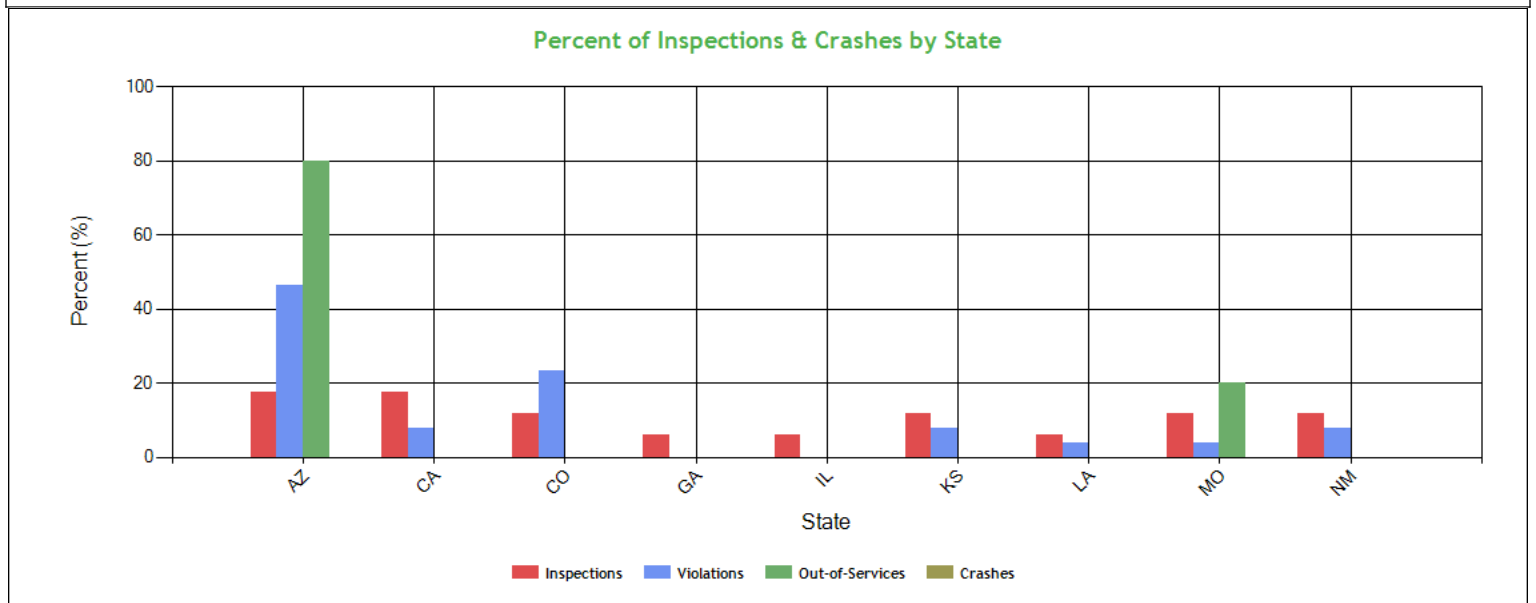




Inspection Violation % OOS Chronology - Table ToC

	2021	2022	2023	2024	2025
Total Violations	1	9	9	6	1
Total Out Of Services	0	1	1	3	0
%OOS Total Violations	0	11.11	11.11	50.0	0
Total Driver Violations	1	6	6	3	1
Total Driver Out Of Services	0	0	1	2	0
%OOS Driver Violations	0	0	16.67	66.67	0
Total PU Violations	1	7	9	6	1
Total PU Out Of Services	0	1	1	3	0
%OOS PU Violations	0	14.29	11.11	50.0	0
Total Trailer Violations	0	2	0	0	0
Total Trailer Out Of Services	0	0	0	0	0
%OOS Trailer Violations	0	0	0	0	0
Total Hazmat Violations	0	0	0	0	0
Total Hazmat Out Of Services	0	0	0	0	0
%OOS HazMat Violations	0	0	0	0	0

Percent of Insp & Crash by State - Chart ToC



Percent of Insp & Crash by State - Table (based on Inspection data from the last 4 years) ToC

State	Inspections		Violations		Out-of-Services		Crashes	
	Total	Percent	Total	Percent	Total	Percent	Total	Percent
	17	100	26	100	5	100	0	100
AZ	3	17.6	12	46.2	4	80	0	0
CA	3	17.6	2	7.7	0	0	0	0
CO	2	11.8	6	23.1	0	0	0	0
GA	1	5.9	0	0	0	0	0	0
IL	1	5.9	0	0	0	0	0	0
KS	2	11.8	2	7.7	0	0	0	0
LA	1	5.9	1	3.8	0	0	0	0
MO	2	11.8	1	3.8	1	20	0	0
NM	2	11.8	2	7.7	0	0	0	0



VIN Insp Summary by State (based on inspection from the last 2 years) ToC

VIN	Insp	Viol Pts	Counts in each State																	
			AZ		CA		KS		NM		CO		GA		IL		LA		MO	
			Insp	Viol Pts	Insp	Viol Pts	Insp	Viol Pts	Insp	Viol Pts	Insp	Viol Pts	Insp	Viol Pts	Insp	Viol Pts	Insp	Viol Pts	Insp	Viol Pts
TOTALS	42/ 539*	14/ 106**	3	69	2	7	2	8	2	8	1	5	1	0	1	0	1	5	1	4
1XPBD49X8ND788674	6	77	2	64	1	0	1	4	0	0	0	0	0	0	0	0	1	5	1	4
4V4NC9EH2PN308563	6	16	1	5	1	7	1	4	1	0	0	0	1	0	1	0	0	0	0	0
1FUJGLD54GLGU6797	1	5	0	0	0	0	0	0	0	0	1	5	0	0	0	0	0	0	0	0
1JJV532D2PL379057	1	0	0	0	0	0	0	0	0	0	0	0	1	0	0	0	0	0	0	0
1JJV532D2PL400862	1	0	0	0	0	0	0	0	1	0	0	0	0	0	0	0	0	0	0	0
1JJV532D6SL541894	1	0	0	0	0	0	0	0	0	0	0	0	0	0	1	0	0	0	0	0
1UYVS2532GP443610	1	8	0	0	0	0	0	0	1	8	0	0	0	0	0	0	0	0	0	0
*<Total number of inspections for these 7 VIN(s)>/n<Total number of inspections for these 9 state(s)>																				
**<Total severity sum for these 7 VIN(s)>/n<Total severity sum for these 9 state(s)>																				

Violations By Unit Type ToC

of Violations: 6 Total Severity: 31 based on inspections in the last 2 years

Violation Unit: Driver	# of Violations: 3	Total Severity: 19	% of Total: 61.29%
Viol. Group: False Log	# of Violations: 1	Total Severity: 7	% of Total: 22.58%
Violation	Number of Occurrences	Viol. Severity	Total Severity
395.8EHOSPDOOS:HOS (PROPERTY) - DRIVER PRODUCES A FALSE RECORD OF	1	7	7
Viol. Group: Hours	# of Violations: 1	Total Severity: 7	% of Total: 22.58%
395.3A3IHOSPDIT:HOS (PROPERTY) - DRIVING MORE THAN 11 HOURS FOLLOW	1	7	7
Viol. Group: Dangerous Driving	# of Violations: 1	Total Severity: 5	% of Total: 16.13%
392.2C:Failure to obey traffic control device	1	5	5
Violation Unit: Power Unit	# of Violations: 3	Total Severity: 12	% of Total: 38.71%
Viol. Group: Tires	# of Violations: 1	Total Severity: 8	% of Total: 25.81%
Violation	Number of Occurrences	Viol. Severity	Total Severity
393.75A3TAOL:TIRES - ALL OTHERS LEAKING OR INFLATION LESS THAN	1	8	8
Viol. Group: Inspection Reports	# of Violations: 1	Total Severity: 4	% of Total: 12.9%
396.17C:Operating a CMV without proof of a periodic inspec	1	4	4
Viol. Group: Not used in SMS Calculation	# of Violations: 1	Total Severity: 0	% of Total: 0%
392.2RG:State vehicle registration or License Plate violat	1	0	0

Equipment Ownership ToCEquipment Ownership (based on MCS-150 dated 3/4/2024)

	Trucks	Tractors	Trailers	Motor Coaches	Vans
Owned	0	3	3	0	0
Term Leased	0	0	0	0	0
Trip Leased	0	0	0	0	0
Total No.	0	3	3	0	0

Equipment Details Power Units ToC

VIN	Latest Insp Date	Year	Make	Model	Body Class	Body Type	Axles	Len	Fuel Type
4V4NC9EH2PN308563	08/09/2025	2023	VOLVO TRUCK	VNL	Truck-Tractor	-	-	-	-
1XPBD49X8ND788674	12/09/2024	2022	PETERBILT	579	Truck-Tractor	-	-	-	-
1FUJGLD54GLGU6797	04/29/2022	2016	FREIGHTLINER	Cascadia	Truck-Tractor	-	-	-	Diesel

Equipment Details Trailers



VIN	Latest Insp Date	Year	Make	Model	Body Class	Body Type	Axles	Len	Fuel Type
1UYVS2533R7130519	08/09/2025	2024	UTILITY TRAILER MANUFACTURER	Utility Trailer Manufacturer	Trailer	Van Trailer	2	53	Not Applicable
1JJV532D6SL541894	03/24/2025	1995	WABASH	FRP Drop Frame	Trailer	Van Trailer	2	53	-
3H3V532C5LR444420	12/09/2024	2020	HYUNDAI TRANSLEAD TRAILERS	HYUNDAI TRANSLEAD	Trailer	Van Trailer	2	53	-
3H3V532CXKR318018	07/30/2024	2019	HYUNDAI TRANSLEAD TRAILERS	HYUNDAI TRANSLEAD	Trailer	Van Trailer	2	53	-
1JJV532D2PL400862	06/24/2024	2023	WABASH	FRP Drop Frame	Trailer	Van Trailer	2	53	-
1JJV532D0PL379056	01/09/2024	2023	WABASH	FRP Drop Frame	Trailer	Van Trailer	2	53	-
1JJV532D2PL379057	06/29/2023	2023	WABASH	FRP Drop Frame	Trailer	Van Trailer	2	53	-
1UYVS2537L3926625	07/29/2022	2020	UTILITY TRAILER MANUFACTURER	Utility Trailer Manufacturer	Trailer	Van Trailer	2	53	-
1UYVS2532GP443610	06/15/2022	2016	UTILITY TRAILER MANUFACTURER	Utility Trailer Manufacturer	Trailer	Van Trailer	2	53	-
3H3V532C1HT104322	04/29/2022	2017	HYUNDAI TRANSLEAD TRAILERS	HYUNDAI TRANSLEAD	Trailer	Van Trailer	2	53	-
3H3V532CXLR378849	03/30/2022	2020	HYUNDAI TRANSLEAD TRAILERS	HYUNDAI TRANSLEAD	Trailer	Van Trailer	2	53	-

Vehicle Age **ToC**

Year	# Power Units	PU Percentage	# Trailers	Trailres Percentage
2024	0	0.00%	1	16.67%
2023	1	50.00%	2	33.33%
2022	1	50.00%	0	0.00%
2020	0	0.00%	1	16.67%
2019	0	0.00%	1	16.67%
1995	0	0.00%	1	16.67%

Based on 24 months of inspection data, see the live report for more options

States of Power Unit Registrations **ToC**

State	AZ	CA	CO	GA	IL	KS	LA	MO	NM
Number of Power Units	2	2	1	1	1	2	1	1	1

Equipment Acquisitions - Table **ToC**

	Power Units inspected for 1st time in past 12 months	Power Units inspected for 1st time in past 24 months	Power Units inspected during entire date range	Trailers inspected for 1st time in past 12 months	Trailers inspected for 1st time in past 24 months	Trailers inspected during entire date range
Unique VINs	2	2	3	3	6	14
Unique License Plates	2	2	3	3	6	14
License Plate States	1	1	1	2	3	6



Driver Details ToC Driver Details (based on MCS-150 dated 3/4/2024)			
	Within 100 mi	Beyond 100 mi	TOTAL
# Drivers Interstate	0	4	4
# Drivers Intrastate	0	0	0
TOTAL	0	4	/
Avg. # Trip Lease Drivers/Mo: 0 # Drivers Grand Total: 4 # Drivers Commercially Licensed: 4			

Shared VIN Summary ToC

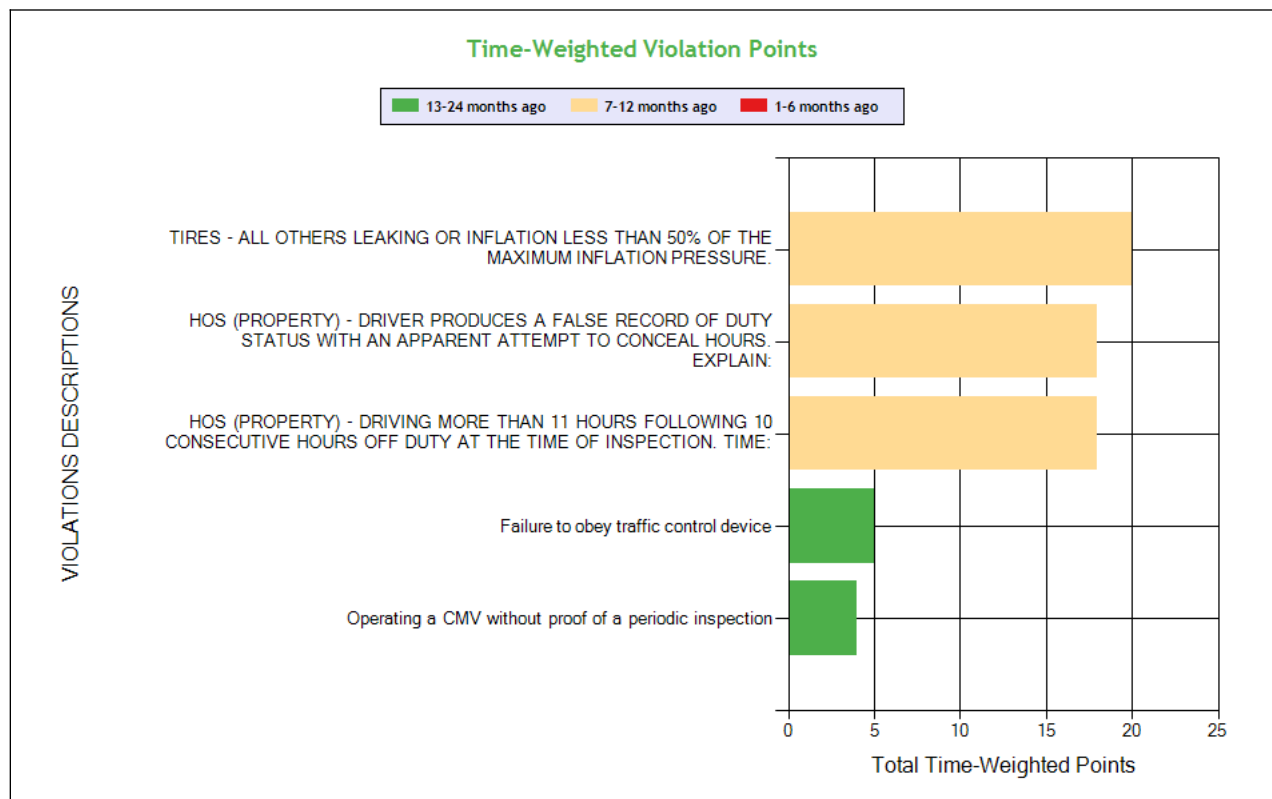
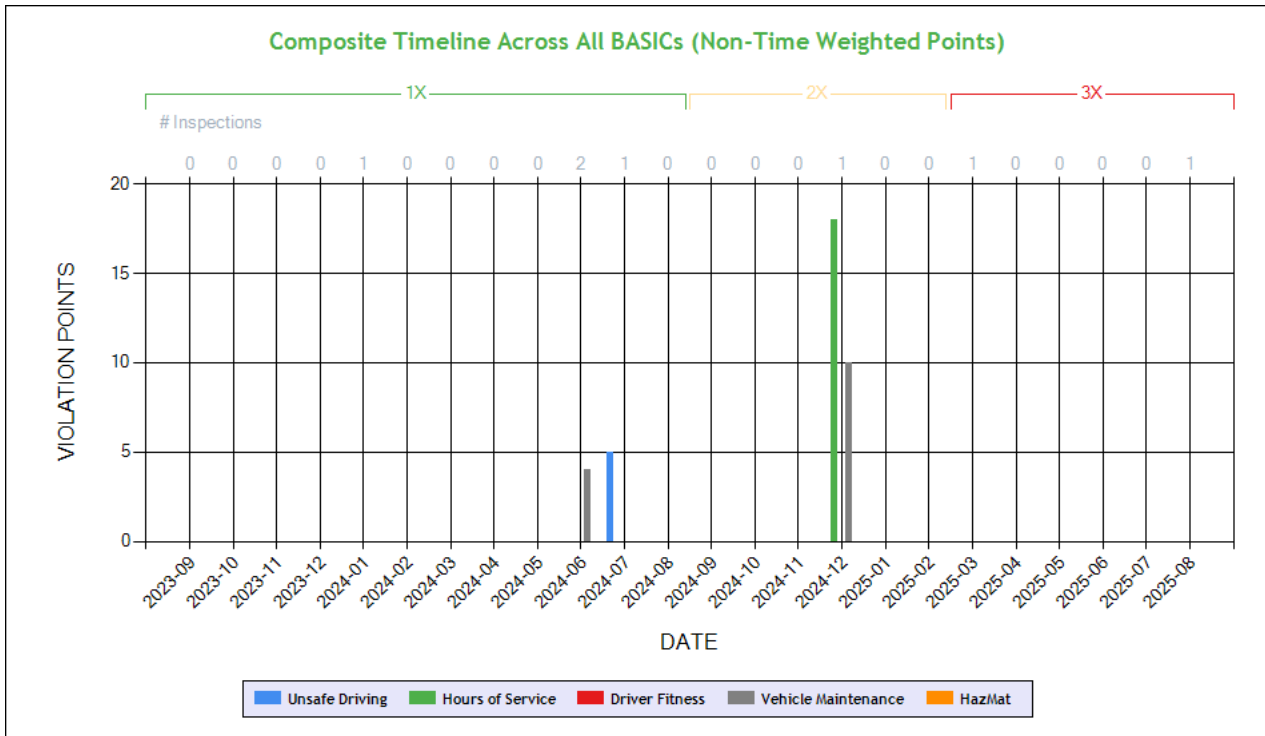
No Data

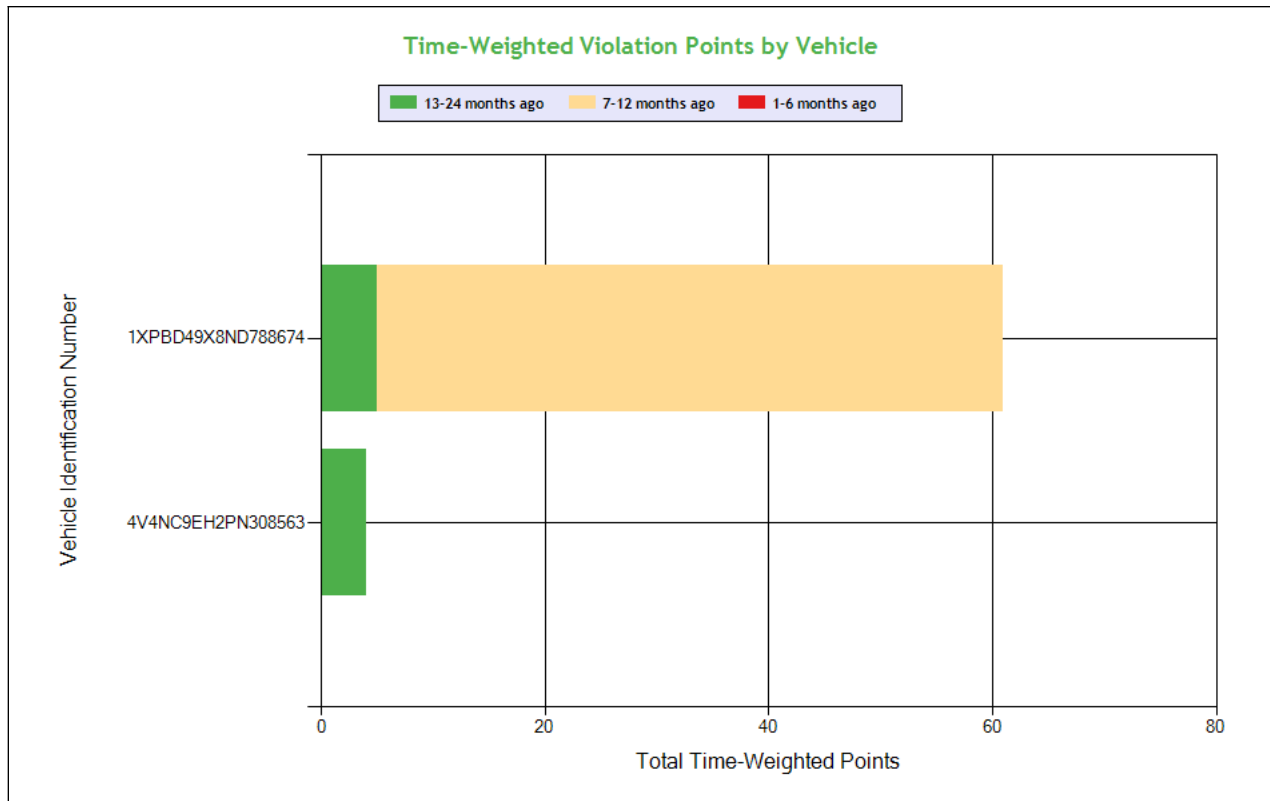
SHIPPERS DETAIL **ToC** based on Inspection results for the last 4 years

Shipper Name	Number of Inspections	Shipper Name	Number of Inspections
No Shipper listed	4	AMAZON	1
BIOLAB	1	DOLLAR GENERAL	1
FIRST QUALITY CONSUMER PRODUCTS	1	HP INC	1
JWD WAREHOUSE	1	PROCTOER & GAMBLE	1
THE CLOROX SALES CO	2	WAYFAIR PERRIS	1



Carrier Underwriting Report Safety Summary ToC





See the Excel file for the complete analysis

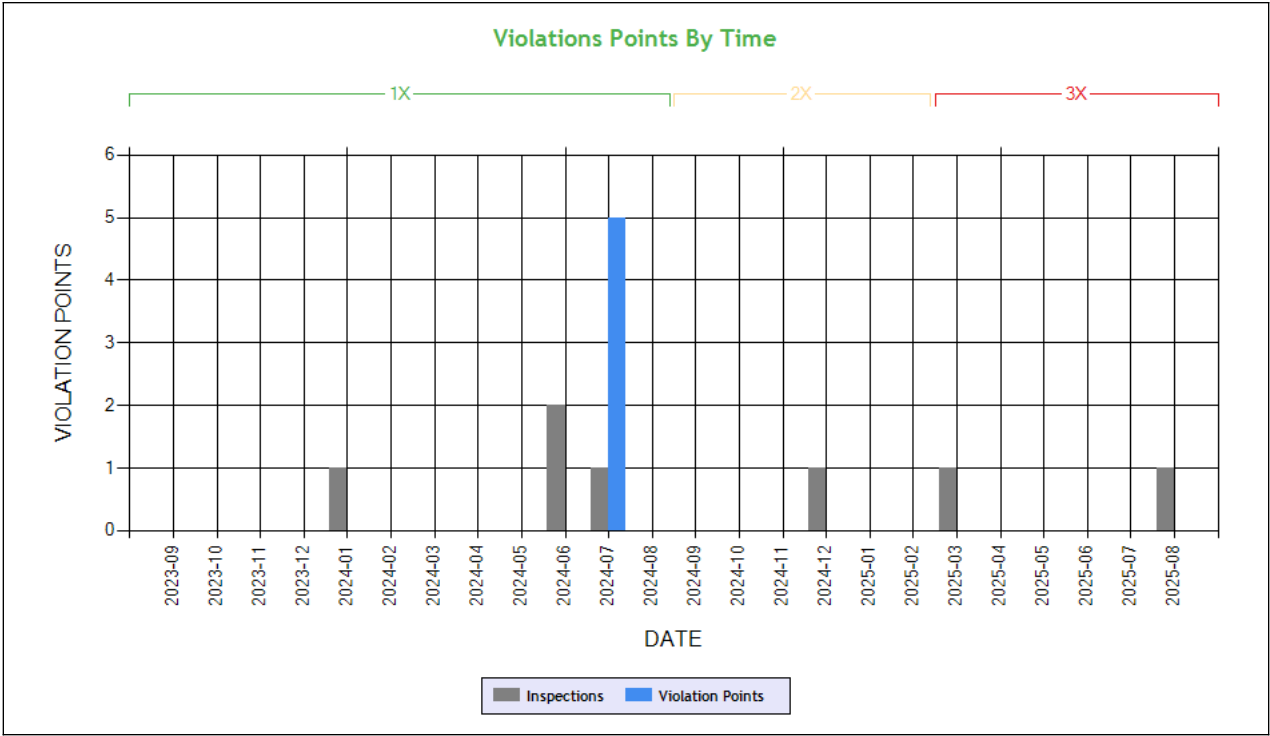
Violations is in (1-6/7-12/13-24mo)

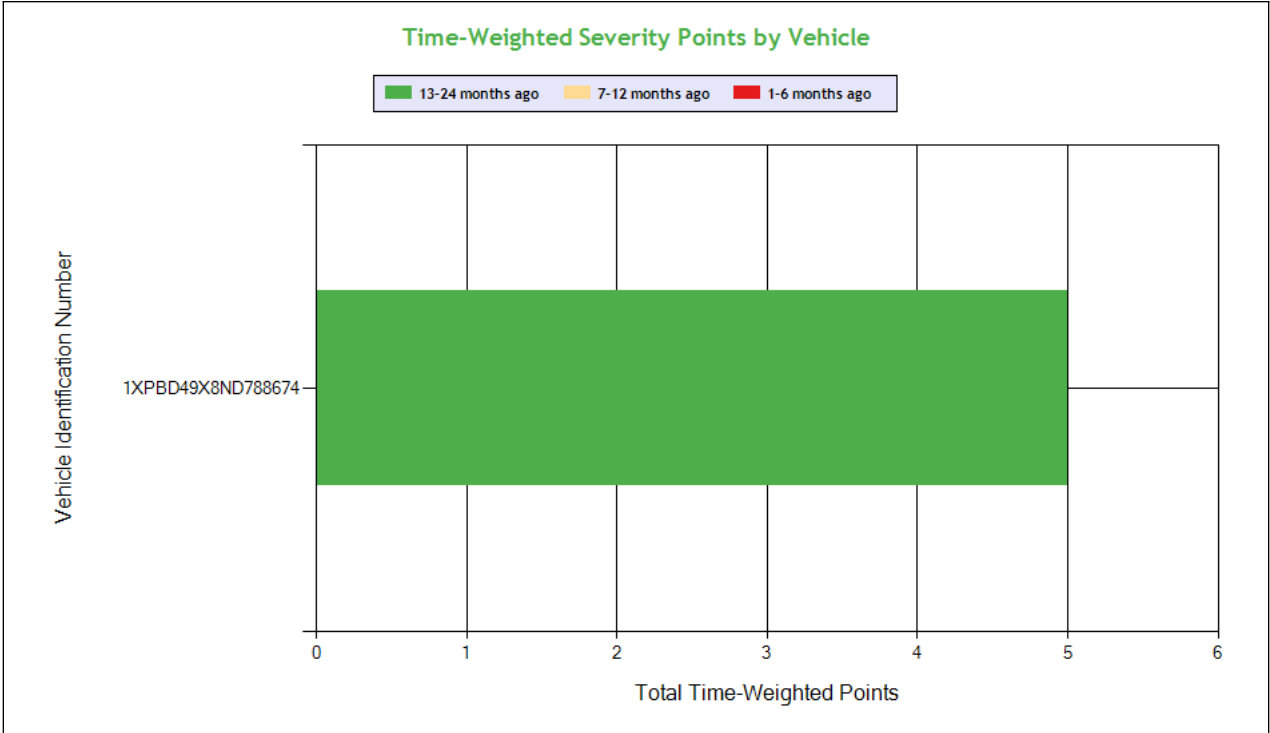
Shaded = Out Of Service Violation							
Violation Group			Tires	Hours	False Log	Dangerous Driving	Inspection Reports
Violation Description	Total Time-weighted Points by VIN	% of Total Time-weighted Points by VIN	TIRES - ALL OTHERS LEAKING OR INFLATION LESS THAN 50% OF THE MAXIMUM INFLATION PRESSURE.	HOS (PROPERTY) - DRIVING MORE THAN 11 HOURS FOLLOWING 10 CONSECUTIVE HOURS OFF DUTY AT THE TIME OF INSPECTION. TIME:	HOS (PROPERTY) - DRIVER PRODUCES A FALSE RECORD OF DUTY STATUS WITH AN APPARENT ATTEMPT TO CONCEAL HOURS. EXPLAIN:	Failure to obey traffic control device	Operating a CMV without proof of a periodic inspection
Driver Resp			Yes	Yes	Yes	Yes	No
Total Time-weighted Points			20	18	18	5	4
% Total Time-Wt Pts			30.77	27.69	27.69	7.69	6.15
1XPBD49X8ND788674	61	93.85	20 (0/1/0)	18 (0/1/0)	18 (0/1/0)	5 (0/0/1)	
4V4NC9EH2PN308563	4	6.15					4 (0/0/1)



SAFETY ANALYSIS ToC

Unsafe Driving

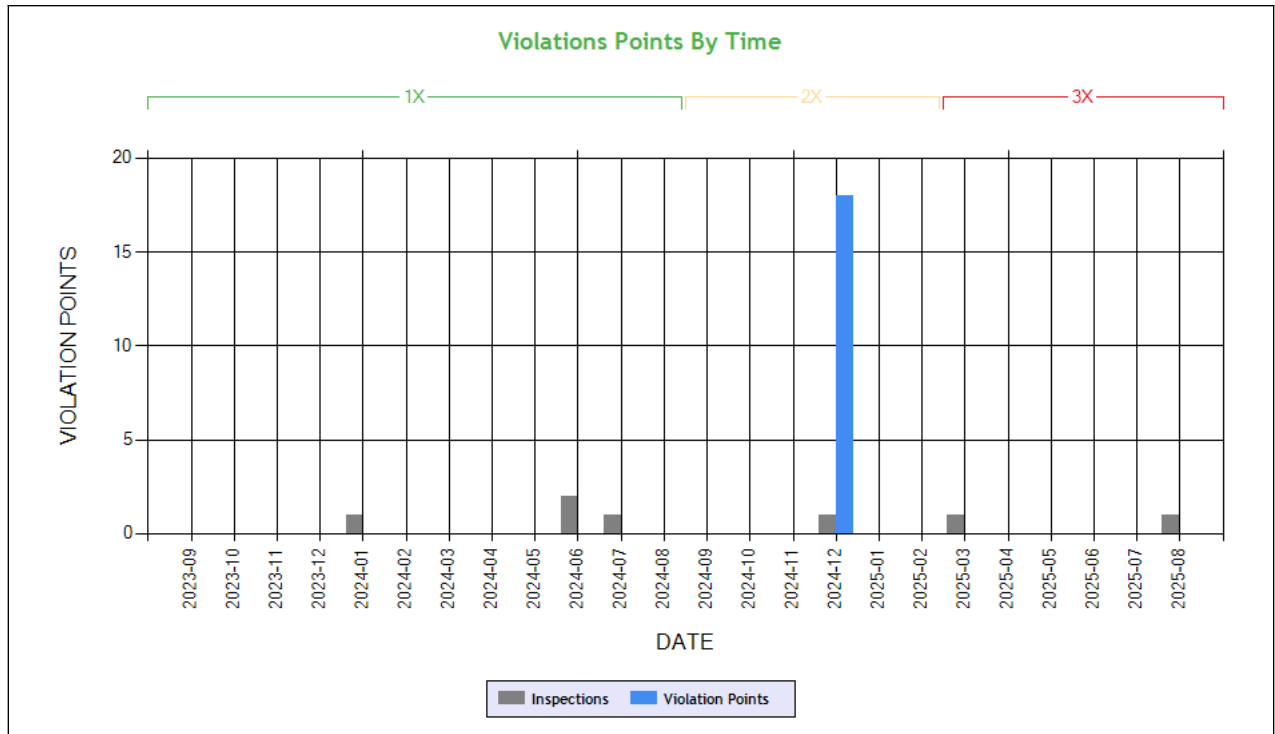




See the Excel file for the complete analysis # Violations is in (1-6/7-12/13-24mo)

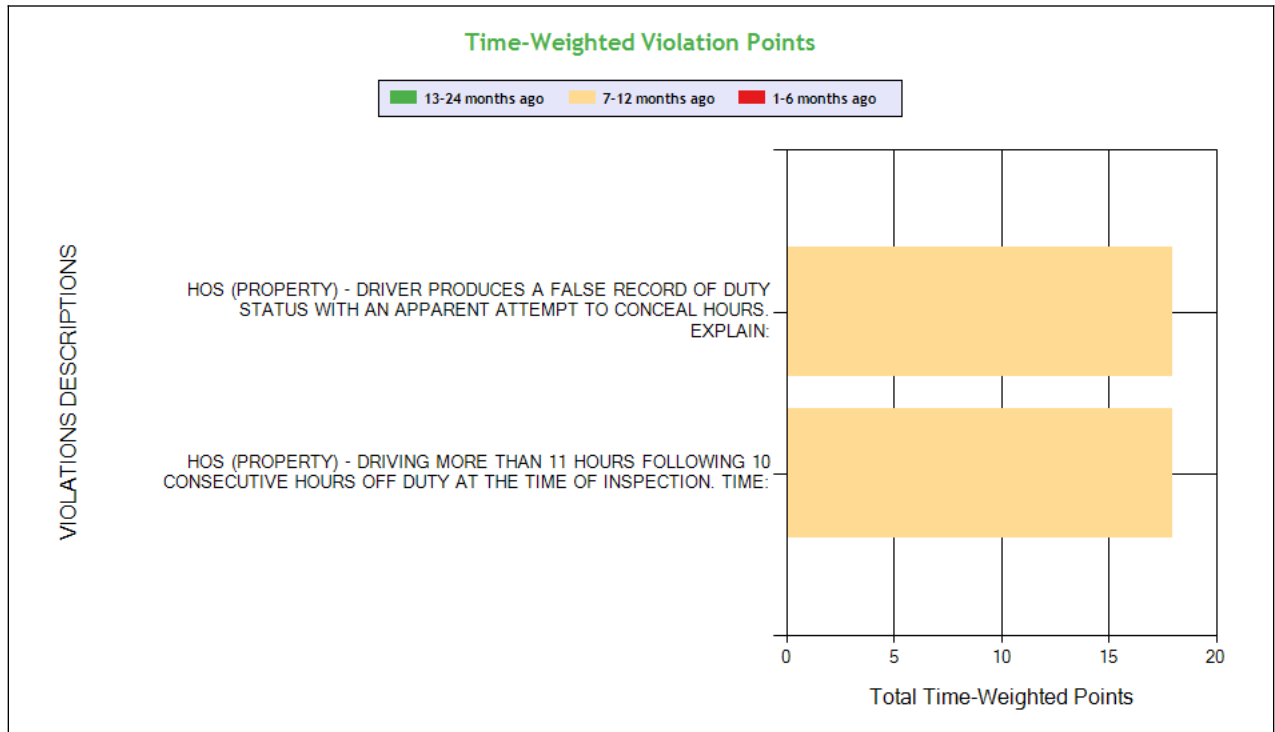
Shaded = Out Of Service Violation			
Violation Group			Dangerous Driving
Violation Description	Total Time-weighted Points by VIN	% of Total Time-weighted Points by VIN	Failure to obey traffic control device
Driver Resp			Yes
Total Time-weighted Points			5
% Total Time-Wt Pts			100
1XPBD49X8ND788674	5	100	5 (0/0/1)

HOS Compliance



Carrier Software
 1-800-646-5152
 info@CarrierSoftware.com

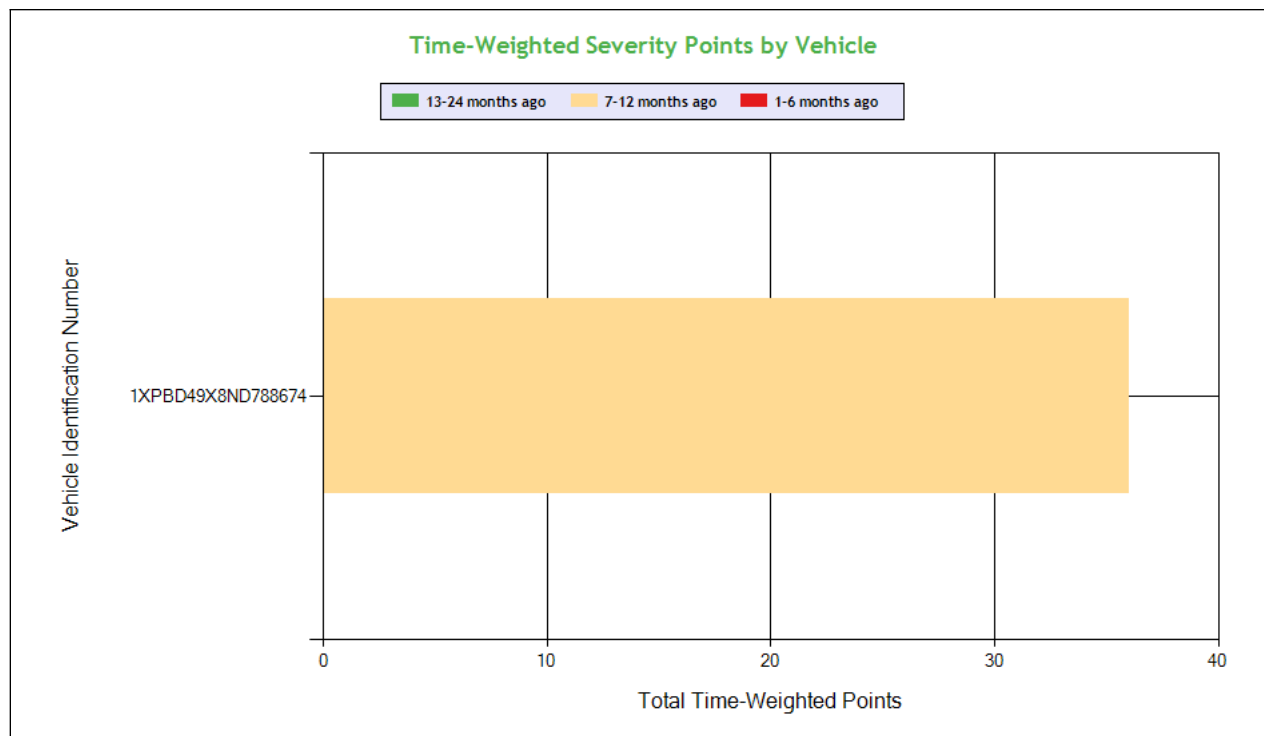
CONFIDENTIAL - Intended for use by Amerigo Insurance Agency - Date: 9/11/2025
WARIS TRANSPORTATION INC - DOT# 3521243 / MC1168863



See the Excel file for the complete analysis

Violations is in (1-6/7-12/13-24mo)

Shaded = Out Of Service Violation



Carrier Software
 1-800-646-5152
 info@CarrierSoftware.com

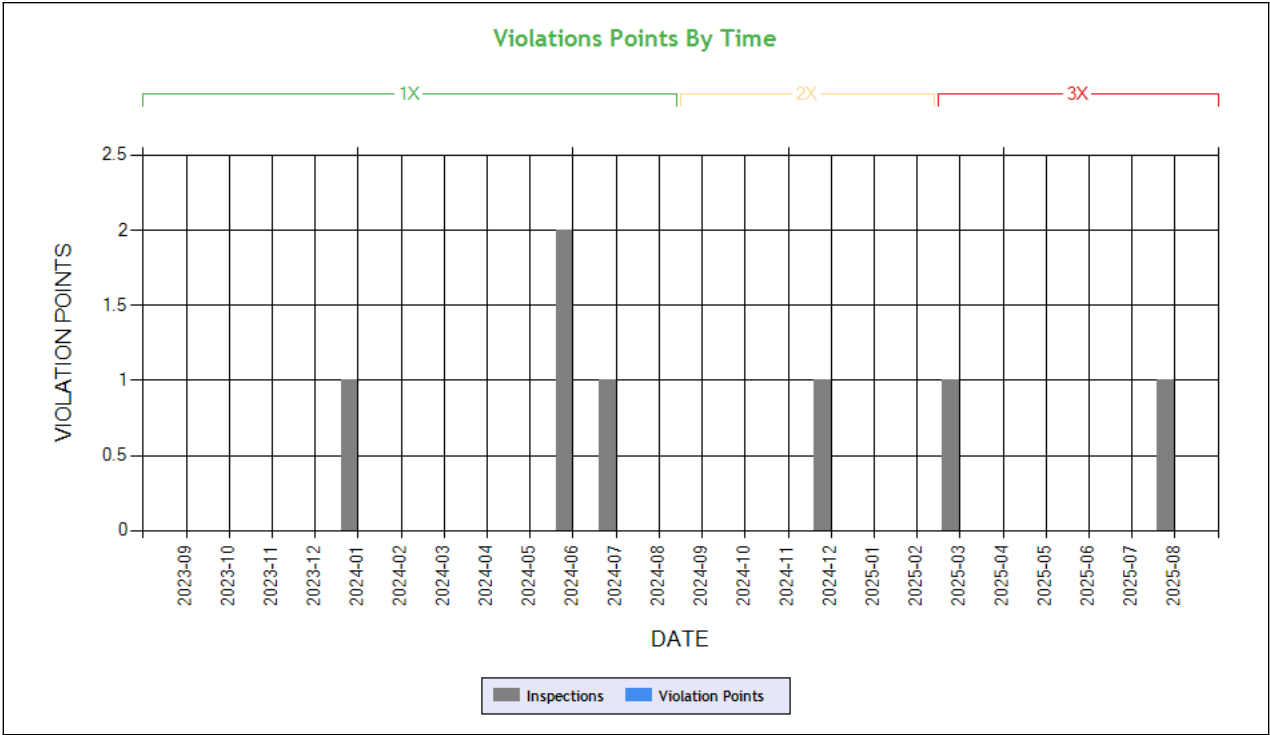
CONFIDENTIAL - Intended for use by Amerigo Insurance Agency - Date: 9/11/2025

WARIS TRANSPORTATION INC - DOT# 3521243 / MC1168863

Violation Group			Hours	False Log
Violation Description	Total Time-weighted Points by VIN	% of Total Time-weighted Points by VIN	HOS (PROPERTY) - DRIVING MORE THAN 11 HOURS FOLLOWING 10 CONSECUTIVE HOURS OFF DUTY AT THE TIME OF INSPECTION. TIME:	HOS (PROPERTY) - DRIVER PRODUCES A FALSE RECORD OF DUTY STATUS WITH AN APPARENT ATTEMPT TO CONCEAL HOURS. EXPLAIN:
Driver Resp			Yes	Yes
Total Time-weighted Points			18	18
% Total Time-Wt Pts			50.0	50.0
1XPBD49X8ND788674	36	100	18 (0/1/0)	18 (0/1/0)



Driver Fitness



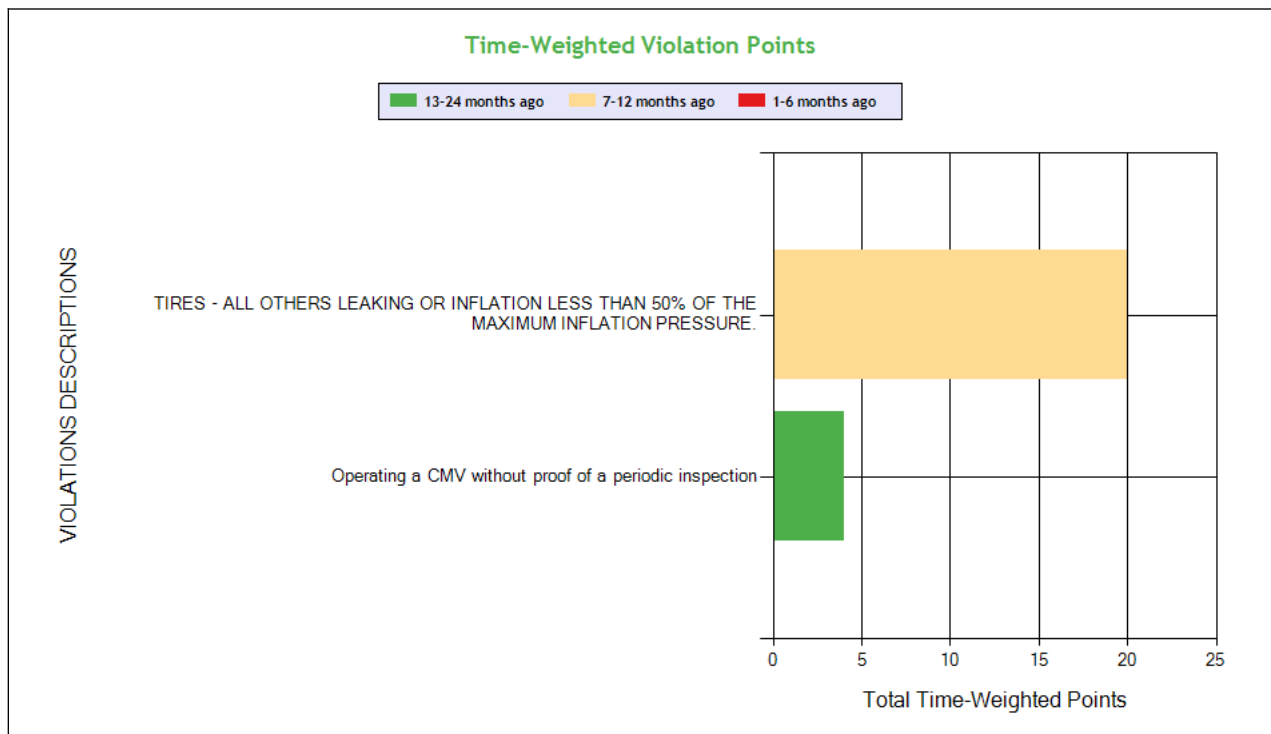
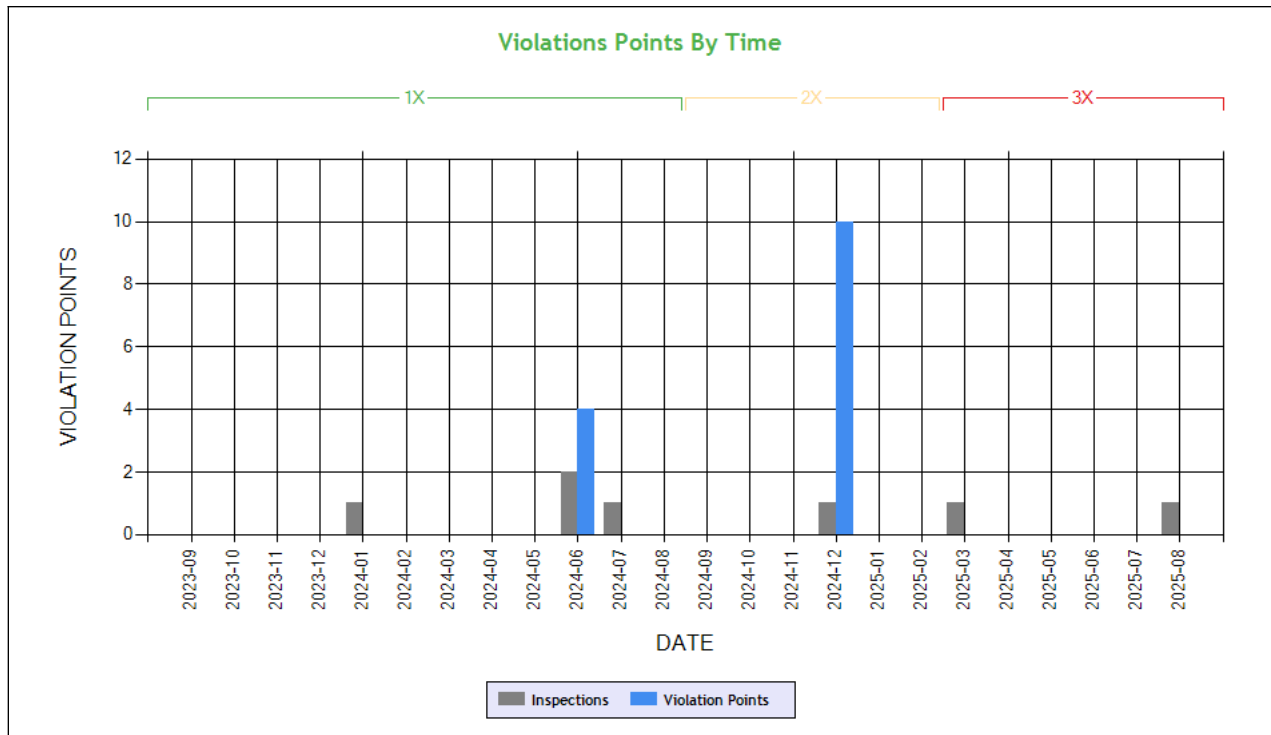
Time-Weighted Violation Points - no data available to draw a chart
Time-Weighted Severity Points by Vehicle - no data available to draw a chart

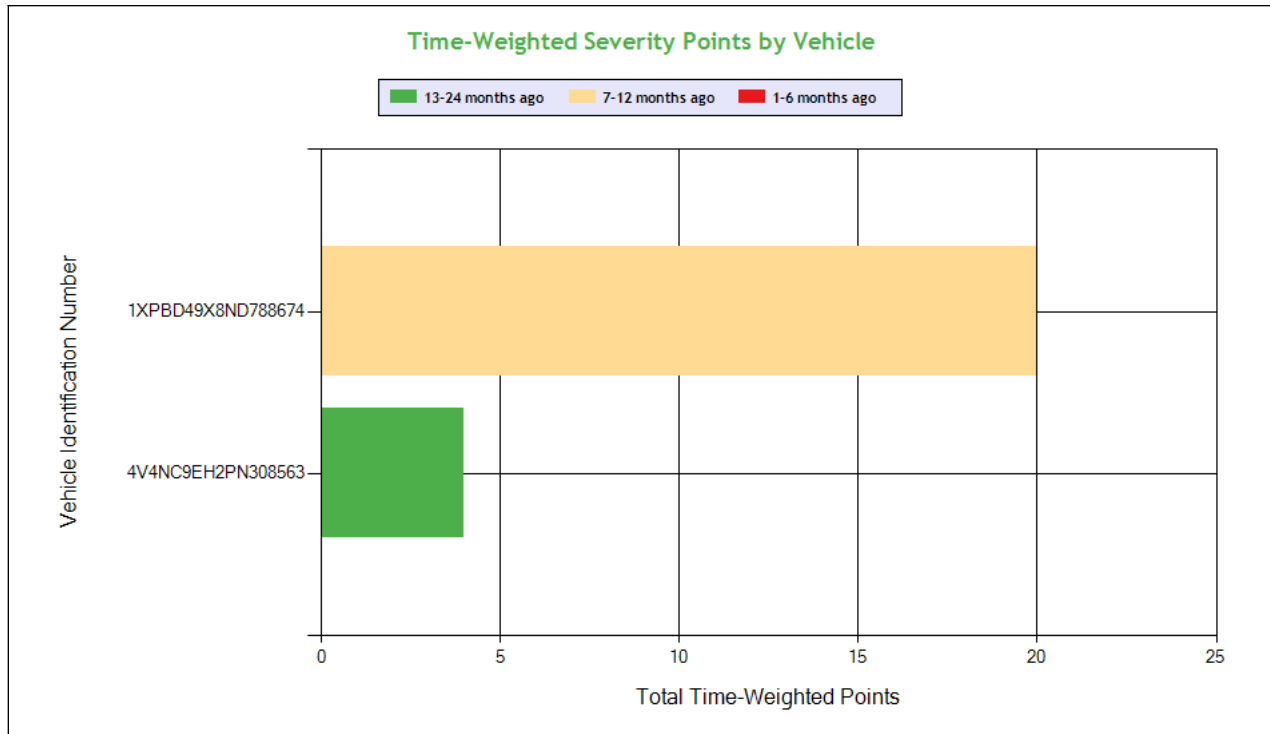
See the Excel file for the complete analysis # Violations is in (1-6/7-12/13-24mo)

Shaded = Out Of Service Violation		
Violation Group		
Violation Description	Total Time-weighted Points by VIN	% of Total Time-weighted Points by VIN
Driver Resp		
Total Time-weighted Points		
% Total Time-Wt Pts		



Vehicle Maintenance





Carrier Software
 1-800-646-5152
 info@CarrierSoftware.com

CONFIDENTIAL - Intended for use by Amerigo Insurance Agency - Date: 9/11/2025

WARIS TRANSPORTATION INC - DOT# 3521243 / MC1168863

See the Excel file for the complete analysis

Violations is in (1-6/7-12/13-24mo)

Shaded = Out Of Service Violation				
Violation Group			Tires	Inspection Reports
Violation Description	Total Time-weighted Points by VIN	% of Total Time-weighted Points by VIN	TIRES - ALL OTHERS LEAKING OR INFLATION LESS THAN 50% OF THE MAXIMUM INFLATION PRESSURE.	Operating a CMV without proof of a periodic inspection
Driver Resp			Yes	No
Total Time-weighted Points			20	4
% Total Time-Wt Pts			83.33	16.67
1XPBD49X8ND788674	20	83.33	20 (0/1/0)	
4V4NC9EH2PN308563	4	16.67		4 (0/0/1)

COLOR CODED CRASH TABLE ToC

No crashes have been reported by the DOT on this Motor Carrier

INSPECTIONS WITH SHARED EQUIPMENT:

No Data



LEGEND

Vehicle Information

Inspection for DOT # being analyzed

Inspection for Different DOT #

Crash Information for specific VIN

INSPECTION DETAILS for ALL Inspections

PDF shows the first 100 Power Unit & Trailer VINs with most recent inspections using data from the last 4 years

POWER UNIT Inspections Section

VIN: 4V4NC9EH2PN308563				Unit: Truck Tractor	Year: 2023	Make: VOLVO TRUCK	
DOT No: 3521243		Docket No: MC1168863		Name: WARIS TRANSPORTATION INC		Interstate: Yes	
Date	Unit License	Unit Lic State	Violation Unit	Violation Description	Severity	OOS	Citation
08/09/2025	YP53594	CA	D	392.2SLL - State/Local Laws -	7	No	RR69732
03/24/2025	YP53594	CA	-	-	-	-	-
06/24/2024	YP53594	CA	-	-	-	-	-
06/23/2024	YP53594	CA	1	396.17C - Operating a CMV without proof of a periodic inspection	4	No	
06/29/2023	YP53594	CA	-	-	-	-	-
04/20/2023	YP53594	CA	D	392.2C - Failure to obey traffic control device	5	No	
06/15/2022	YP53594	CA	-	-	-	-	-

VIN: 1XPBD49X8ND788674				Unit: Truck Tractor	Year: 2022	Make: PETERBILT	
DOT No: 3521243		Docket No: MC1168863		Name: WARIS TRANSPORTATION INC		Interstate: Yes	
Date	Unit License	Unit Lic State	Violation Unit	Violation Description	Severity	OOS	Citation
12/09/2024	YP35972	CA	1	393.75A3TAOL - TIRES - ALL OTHERS LEAKING OR INFLATION LESS THAN 50% OF THE MAXIMUM INFLATION PRESSURE.	8	Yes	
12/09/2024	YP35972	CA	D	395.3A3IHOSPDIT - HOS (PROPERTY) - DRIVING MORE THAN 11 HOURS FOLLOWING 10 CONSECUTIVE HOURS OFF DUTY AT THE TIME OF INSPECTION. TIME:	7	Yes	
12/09/2024	YP35972	CA	D	395.8EHOSPDOOS - HOS (PROPERTY) - DRIVER PRODUCES A FALSE RECORD OF DUTY STATUS WITH AN APPARENT ATTEMPT TO CONCEAL HOURS. EXPLAIN:	7	Yes	
07/30/2024	YP35972	CA	D	392.2C - Failure to obey traffic control device	5	No	6395FG1V19
01/09/2024	YP35972	CA	1	392.2RG - State vehicle registration or License Plate violation	0	No	
06/01/2023	YP35972	CA	1	392.2IN - State Insurance Violation	0	No	
06/01/2023	YP35972	CA	1	393.203E - Cab front bumper missing/ unsecured/protruding	2	No	
06/01/2023	YP35972	CA	1	396.17C - Operating a CMV without proof of a periodic inspection	4	No	
06/01/2023	YP35972	CA	D	383.23A2 - Operating a CMV without a CDL	8	Yes	
06/01/2023	YP35972	CA	D	395.3A2PROP - Driving beyond 14 hour duty period (Property carrying vehicle)	7	No	
06/01/2023	YP35972	CA	D	395.3A3PROP - Driving beyond 11 hour driving limit in a 14 hour period. (Property Carrying Vehicle)	7	No	
06/01/2023	YP35972	CA	D	395.3B2 - Requiring or permitting driver to drive after having been on duty more than 70 hours in 8 consecutive days	7	No	
06/01/2023	YP35972	CA	D	395.8E - False report of drivers record of duty status	7	No	
07/29/2022	YP35972	CA	D	392.2SLLS2 - State/Local Laws - Speeding 6-10 miles per hour over the speed limit	4	No	
03/30/2022	UP35972	CA	1	393.45 - Brake tubing and hose adequacy	4	Yes	

VIN: 1FUJGLD54GLGU6797				Unit: Truck Tractor	Year: 2016	Make: FREIGHTLINER	
Crash Report No.	DOT	Date	State	Fatalities	Injuries	Tow Away	Vehicles Involved
CO2023001317	4027464	09/07/2023	CO	0	3	Yes	3
DOT No: 4173752		Docket No: MC1605819		Name: IMMORTAL TRANS LLC		Interstate: Yes	



Date	Unit License	Unit Lic State	Violation Unit	Violation Description	Severity	OOS	Citation
06/05/2024	RP13668	WA	1	393.9ALFTSI - LIGHTING - FRONT - TURN SIGNAL - INOPERATIVE.	6	No	
DOT No: 4027464 Docket No: MC1520696 Name: KHYBER FREIGHT LLC Interstate: Yes							
Date	Unit License	Unit Lic State	Violation Unit	Violation Description	Severity	OOS	Citation
10/03/2023	RP07638	WA	1	393.55C1 - ABS - all tractors manufactured on or after 3/1/1997 air brake system	4	No	
09/20/2023	RP07638	WA	D	395.8AELD - ELD - No record of duty status (ELD Required)	5	Yes	530A183316M
07/27/2023	RP07638	WA	-	-	-	-	-
05/19/2023	RP07638	WA	1	392.2AU - State Operating Authority Violation	0	No	DA299587
05/19/2023	RP07638	WA	1	393.45D - Brake connections with leaks/constrictions	4	No	
05/09/2023	RP07638	WA	1	392.2UCR - Local Law; Failure To Pay Ucr Fee	0	No	
05/09/2023	RP07638	WA	1	393.45B2UV - Brake Hose or Tubing Chafing and/or Kinking Under Vehicle	4	No	KV80945
05/09/2023	RP07638	WA	1	395.34A1 - Failing to note malfunction that requires use of paper log	5	No	
05/09/2023	RP07638	WA	1	395.8AELD - ELD - No record of duty status (ELD Required)	5	No	
05/09/2023	RP07638	WA	1	396.3A1 - Inspection/repair and maintenance parts and accessories	2	No	KV80945
DOT No: 3521243 Docket No: MC1168863 Name: WARIS TRANSPORTATION INC Interstate: Yes							
Date	Unit License	Unit Lic State	Violation Unit	Violation Description	Severity	OOS	Citation
04/29/2022	XP99962	CA	D	395.22H1 - Driver failing to maintain ELD user's manual	1	No	
04/29/2022	XP99962	CA	D	395.22H2 - Driver failing to maintain ELD instruction sheet	1	No	
04/29/2022	XP99962	CA	D	395.22H3 - Driver failed to maintain instruction sheet for ELD malfunction reporting requirements	1	No	
04/29/2022	XP99962	CA	D	395.24C2II - Driver failed to manually add the trailer number	1	No	
04/29/2022	XP99962	CA	D	395.24C2III - Driver failed to manually add shipping document number	1	No	
04/16/2021	XP99962	CA	D	395.24C2III - Driver failed to manually add shipping document number	1	No	
02/02/2021	XP99962	CA	-	-	-	-	-
01/03/2021	XP99962	CA	-	-	-	-	-
DOT No: 2578589 Docket No: MC902405 Name: VEEN LOGISTICS LLC Interstate: Yes							
Date	Unit License	Unit Lic State	Violation Unit	Violation Description	Severity	OOS	Citation
03/02/2020	R374709	TX	1	393.95A - No/discharged/unsecured fire extinguisher	2	No	
03/02/2020	R374709	TX	1	393.95F - No / insufficient warning devices	2	No	
03/02/2020	R374709	TX	1	395.22H4 - Driver failed to maintain supply of blank driver's records of duty status graph-grids	1	No	
03/02/2020	R374709	TX	1	396.17C - Operating a CMV without proof of a periodic inspection	4	No	
03/02/2020	R374709	TX	D	392.2FT - State Or International Fuel Tax (Ifta) Violation	0	No	
02/12/2020	R374709	TX	D	395.3A3II - Requiring or permitting a property-carrying commercial motor vehicle driver to drive if more than 8 hours have passed since the end of the driver's last off-duty or sleeper-berth period of at least 30 minutes	7	No	
02/07/2020	R374709	TX	D	392.2SLLS2 - State/Local Laws - Speeding 6-10 miles per hour over the speed limit	4	No	
02/07/2020	R374709	TX	D	395.8AELD - ELD - No record of duty status (ELD Required)	5	Yes	T27520020710 351
09/14/2019	R374709	TX	1	392.2FT - State Or International Fuel Tax (Ifta) Violation	0	No	
06/23/2019	R374709	TX	D	392.2SLEWA1 - State/Local Laws - Excessive Weight - 1-2500 Lbs Over On An Axle/Axle Groups.	0	No	
04/23/2019	R374709	TX	1	393.45D - Brake connections with leaks/constrictions	4	No	
04/23/2019	R374709	TX	1	393.60C - Damaged or discolored windshield	1	No	
04/23/2019	R374709	TX	1	393.9A - Inoperative required lamps	2	No	
04/06/2019	R374709	TX	D	395.24C2III - Driver failed to manually add shipping document number	1	No	
04/06/2019	R374709	TX	D	395.24D - Eld Cannot Transfer Eld Records Electronically	0	No	
03/21/2019	R374709	TX	1	393.9A - Inoperative required lamps	2	No	
11/16/2018	R374709	TX	D	392.2 - Operating a commercial motor vehicle not in accordance with the laws, ordinances, and regulations of the jurisdiction in which it is being operated - Unsafe Driving	0	No	
11/16/2018	R374709	TX	D	392.2SLLS1 - State/Local Laws - Speeding 1-5 Miles Per Hour Over The Speed Limit	0	No	8525919



DOT No: 1278850		Docket No: MC497943		Name: CRST SPECIALIZED TRANSPORTATION INC		Interstate: Yes	
Date	Unit License	Unit Lic State	Violation Unit	Violation Description	Severity	OOS	Citation
08/21/2017	2326632	IN	1	392.9A3 - Driver's view/movement is obstructed	1	No	
08/21/2017	2326632	IN	1	393.75A3 - Tire -flat and/or audible air leak	8	Yes	
10/06/2015	2326632	IN	-	-	-	-	-
09/21/2015	2326632	IN	-	-	-	-	-
07/12/2015	2326632	IN	1	392.2RG - State vehicle registration or License Plate violation	0	No	
07/12/2015	2326632	IN	D	395.3A3II - Requiring or permitting a property-carrying commercial motor vehicle driver to drive if more than 8 hours have passed since the end of the driver's last off-duty or sleeper-berth period of at least 30 minutes	7	No	
07/12/2015	2326632	IN	D	395.8F1 - Driver record of duty status not current	5	No	
05/01/2015	2326632	IN	-	-	-	-	-

TRAILER Inspections Section

VIN: 4V4NC9EH2PN308563		Unit: Truck Tractor		Year: 2023		Make: VOLVO TRUCK	
DOT No: 3521243		Docket No: MC1168863		Name: WARIS TRANSPORTATION INC		Interstate: Yes	
Date	Unit License	Unit Lic State	Violation Unit	Violation Description	Severity	OOS	Citation
08/09/2025	YP53594	CA	D	392.2SLL - State/Local Laws -	7	No	RR69732
03/24/2025	YP53594	CA	-	-	-	-	-
06/24/2024	YP53594	CA	-	-	-	-	-
06/23/2024	YP53594	CA	1	396.17C - Operating a CMV without proof of a periodic inspection	4	No	
06/29/2023	YP53594	CA	-	-	-	-	-
04/20/2023	YP53594	CA	D	392.2C - Failure to obey traffic control device	5	No	
06/15/2022	YP53594	CA	-	-	-	-	-

VIN: 1XPBD49X8ND788674		Unit: Truck Tractor		Year: 2022		Make: PETERBILT	
DOT No: 3521243		Docket No: MC1168863		Name: WARIS TRANSPORTATION INC		Interstate: Yes	
Date	Unit License	Unit Lic State	Violation Unit	Violation Description	Severity	OOS	Citation
12/09/2024	YP35972	CA	1	393.75A3TAOL - TIRES - ALL OTHERS LEAKING OR INFLATION LESS THAN 50% OF THE MAXIMUM INFLATION PRESSURE.	8	Yes	
12/09/2024	YP35972	CA	D	395.3A3IHOSPDIT - HOS (PROPERTY) - DRIVING MORE THAN 11 HOURS FOLLOWING 10 CONSECUTIVE HOURS OFF DUTY AT THE TIME OF INSPECTION. TIME:	7	Yes	
12/09/2024	YP35972	CA	D	395.8EHOSPDOOS - HOS (PROPERTY) - DRIVER PRODUCES A FALSE RECORD OF DUTY STATUS WITH AN APPARENT ATTEMPT TO CONCEAL HOURS. EXPLAIN:	7	Yes	
07/30/2024	YP35972	CA	D	392.2C - Failure to obey traffic control device	5	No	6395FG1V19
01/09/2024	YP35972	CA	1	392.2RG - State vehicle registration or License Plate violation	0	No	
06/01/2023	YP35972	CA	1	392.2IN - State Insurance Violation	0	No	
06/01/2023	YP35972	CA	1	393.203E - Cab front bumper missing/ unsecured/protruding	2	No	
06/01/2023	YP35972	CA	1	396.17C - Operating a CMV without proof of a periodic inspection	4	No	
06/01/2023	YP35972	CA	D	383.23A2 - Operating a CMV without a CDL	8	Yes	
06/01/2023	YP35972	CA	D	395.3A2PROP - Driving beyond 14 hour duty period (Property carrying vehicle)	7	No	
06/01/2023	YP35972	CA	D	395.3A3PROP - Driving beyond 11 hour driving limit in a 14 hour period. (Property Carrying Vehicle)	7	No	
06/01/2023	YP35972	CA	D	395.3B2 - Requiring or permitting driver to drive after having been on duty more than 70 hours in 8 consecutive days	7	No	
06/01/2023	YP35972	CA	D	395.8E - False report of drivers record of duty status	7	No	
07/29/2022	YP35972	CA	D	392.2SLLS2 - State/Local Laws - Speeding 6-10 miles per hour over the speed limit	4	No	
03/30/2022	UP35972	CA	1	393.45 - Brake tubing and hose adequacy	4	Yes	

VIN: 1FUJGLD54GLGU6797		Unit: Truck Tractor		Year: 2016		Make: FREIGHTLINER	
------------------------	--	---------------------	--	------------	--	--------------------	--



Crash Report No.	DOT	Date	State	Fatalities	Injuries	Tow Away	Vehicles Involved	
CO2023001317	4027464	09/07/2023	CO	0	3	Yes	3	
DOT No: 4173752		Docket No: MC1605819		Name: IMMORTAL TRANS LLC		Interstate: Yes		
Date	Unit License	Unit Lic State	Violation Unit	Violation Description		Severity	OOS	Citation
06/05/2024	RP13668	WA	1	393.9ALFTSI - LIGHTING - FRONT - TURN SIGNAL - INOPERATIVE.		6	No	
DOT No: 4027464		Docket No: MC1520696		Name: KHYBER FREIGHT LLC		Interstate: Yes		
Date	Unit License	Unit Lic State	Violation Unit	Violation Description		Severity	OOS	Citation
10/03/2023	RP07638	WA	1	393.55C1 - ABS - all tractors manufactured on or after 3/1/1997 air brake system		4	No	
09/20/2023	RP07638	WA	D	395.8AELD - ELD - No record of duty status (ELD Required)		5	Yes	530A183316M
07/27/2023	RP07638	WA	-	-		-	-	-
05/19/2023	RP07638	WA	1	392.2AU - State Operating Authority Violation		0	No	DA299587
05/19/2023	RP07638	WA	1	393.45D - Brake connections with leaks/constrictions		4	No	
05/09/2023	RP07638	WA	1	392.2UCR - Local Law; Failure To Pay Ucr Fee		0	No	
05/09/2023	RP07638	WA	1	393.45B2UV - Brake Hose or Tubing Chafing and/or Kinking Under Vehicle		4	No	KV80945
05/09/2023	RP07638	WA	1	395.34A1 - Failing to note malfunction that requires use of paper log		5	No	
05/09/2023	RP07638	WA	1	395.8AELD - ELD - No record of duty status (ELD Required)		5	No	
05/09/2023	RP07638	WA	1	396.3A1 - Inspection/repair and maintenance parts and accessories		2	No	KV80945
DOT No: 3521243		Docket No: MC1168863		Name: WARIS TRANSPORTATION INC		Interstate: Yes		
Date	Unit License	Unit Lic State	Violation Unit	Violation Description		Severity	OOS	Citation
04/29/2022	XP99962	CA	D	395.22H1 - Driver failing to maintain ELD user's manual		1	No	
04/29/2022	XP99962	CA	D	395.22H2 - Driver failing to maintain ELD instruction sheet		1	No	
04/29/2022	XP99962	CA	D	395.22H3 - Driver failed to maintain instruction sheet for ELD malfunction reporting requirements		1	No	
04/29/2022	XP99962	CA	D	395.24C2II - Driver failed to manually add the trailer number		1	No	
04/29/2022	XP99962	CA	D	395.24C2III - Driver failed to manually add shipping document number		1	No	
04/16/2021	XP99962	CA	D	395.24C2III - Driver failed to manually add shipping document number		1	No	
02/02/2021	XP99962	CA	-	-		-	-	-
01/03/2021	XP99962	CA	-	-		-	-	-
DOT No: 2578589		Docket No: MC902405		Name: VEEN LOGISTICS LLC		Interstate: Yes		



Date	Unit License	Unit Lic State	Violation Unit	Violation Description	Severity	OOS	Citation
03/02/2020	R374709	TX	1	393.95A - No/discharged/unsecured fire extinguisher	2	No	
03/02/2020	R374709	TX	1	393.95F - No / insufficient warning devices	2	No	
03/02/2020	R374709	TX	1	395.22H4 - Driver failed to maintain supply of blank driver's records of duty status graph-grids	1	No	
03/02/2020	R374709	TX	1	396.17C - Operating a CMV without proof of a periodic inspection	4	No	
03/02/2020	R374709	TX	D	392.2FT - State Or International Fuel Tax (Ifta) Violation	0	No	
02/12/2020	R374709	TX	D	395.3A3II - Requiring or permitting a property-carrying commercial motor vehicle driver to drive if more than 8 hours have passed since the end of the driver's last off-duty or sleeper-berth period of at least 30 minutes	7	No	
02/07/2020	R374709	TX	D	392.2SLLS2 - State/Local Laws - Speeding 6-10 miles per hour over the speed limit	4	No	
02/07/2020	R374709	TX	D	395.8AELD - ELD - No record of duty status (ELD Required)	5	Yes	T27520020710 351
09/14/2019	R374709	TX	1	392.2FT - State Or International Fuel Tax (Ifta) Violation	0	No	
06/23/2019	R374709	TX	D	392.2SLLWA1 - State/Local Laws - Excessive Weight - 1-2500 Lbs Over On An Axle/Axle Groups.	0	No	
04/23/2019	R374709	TX	1	393.45D - Brake connections with leaks/constrictions	4	No	
04/23/2019	R374709	TX	1	393.60C - Damaged or discolored windshield	1	No	
04/23/2019	R374709	TX	1	393.9A - Inoperative required lamps	2	No	
04/06/2019	R374709	TX	D	395.24C2III - Driver failed to manually add shipping document number	1	No	
04/06/2019	R374709	TX	D	395.24D - Eld Cannot Transfer Eld Records Electronically	0	No	
03/21/2019	R374709	TX	1	393.9A - Inoperative required lamps	2	No	
11/16/2018	R374709	TX	D	392.2 - Operating a commercial motor vehicle not in accordance with the laws, ordinances, and regulations of the jurisdiction in which it is being operated - Unsafe Driving	0	No	
11/16/2018	R374709	TX	D	392.2SLLS1 - State/Local Laws - Speeding 1-5 Miles Per Hour Over The Speed Limit	0	No	8525919
DOT No: 1278850 Docket No: MC497943 Name: CRST SPECIALIZED TRANSPORTATION INC Interstate: Yes							
Date	Unit License	Unit Lic State	Violation Unit	Violation Description	Severity	OOS	Citation
08/21/2017	2326632	IN	1	392.9A3 - Driver's view/movement is obstructed	1	No	
08/21/2017	2326632	IN	1	393.75A3 - Tire -flat and/or audible air leak	8	Yes	
10/06/2015	2326632	IN	-	-	-	-	-
09/21/2015	2326632	IN	-	-	-	-	-
07/12/2015	2326632	IN	1	392.2RG - State vehicle registration or License Plate violation	0	No	
07/12/2015	2326632	IN	D	395.3A3II - Requiring or permitting a property-carrying commercial motor vehicle driver to drive if more than 8 hours have passed since the end of the driver's last off-duty or sleeper-berth period of at least 30 minutes	7	No	
07/12/2015	2326632	IN	D	395.8F1 - Driver record of duty status not current	5	No	
05/01/2015	2326632	IN	-	-	-	-	-

Inspection Summary By Month (based on inspections from the last 4 years) ToC

Year-Month	Number of Inspections	Number of Power Units	Total Violations	Total OOS Inspections	Total Severity Points	Number of Crashes
2025-08	1	1	1	0	7	0
2025-03	1	1	0	0	0	0
2024-12	1	1	3	1	22	0
2024-07	1	1	1	0	5	0
2024-06	2	2	1	0	4	0
2024-01	1	1	1	0	0	0
2023-06	2	2	14	1	42	0
2023-04	1	1	1	0	5	0
2022-07	1	1	1	0	4	0
2022-06	1	1	2	0	8	0
2022-04	1	1	5	0	5	0
2022-03	1	1	1	1	4	0

Note: The most recent month's counts may not include all the inspections for that month.



VIN Inspection Violation Details ToC

# of VINs: 9 # of Insp: 17 Severity Weight: 191 Avg. Weight/VIN: 11.2 (based on inspections in the last 4 years, showing top 50 VINs inspected most recently)									
VIN 4V4NC9EH2PN308563		# of Inspections: 4		Total Severity: 24		Percentage of Total: 12.57%		Avg. Weight Per Inspection: 6.0	
Inspection Date	Inspection ID	Inspection State	Location Description	Total Severity	# of Violations	Shipper Name	Inspection Level	Post Accident	Out of Service
08/09/2025	85462153	CA	NIPTON, CA	7	1	N/A	3	No	No
BASIC		Unit Type		Severity		Description		Out of Service	
		Truck Tractor		7		392.2SLL:State/Local Laws -		No	
Inspection Date	Inspection ID	Inspection State	Location Description	Total Severity	# of Violations	Shipper Name	Inspection Level	Post Accident	Out of Service
06/23/2024	81973040	KS	HIGHWAY	4	1	THE CLOROX SALES CO	2	No	No
BASIC		Unit Type		Severity		Description		Out of Service	
Vehicle Maintenance		Truck Tractor		4		396.17C:Operating a CMV without proof of a periodic inspec		No	
Inspection Date	Inspection ID	Inspection State	Location Description	Total Severity	# of Violations	Shipper Name	Inspection Level	Post Accident	Out of Service
04/20/2023	78428822	AZ	US 191 MP 1	5	1		3	No	No
BASIC		Unit Type		Severity		Description		Out of Service	
Unsafe Driving		Truck Tractor		5		392.2C:Failure to obey traffic control device		No	
Inspection Date	Inspection ID	Inspection State	Location Description	Total Severity	# of Violations	Shipper Name	Inspection Level	Post Accident	Out of Service
06/15/2022	75827006	NM	LORDSBURG PORT OF ENTRY	8	2	HP INC	1	No	No
BASIC		Unit Type		Severity		Description		Out of Service	
Vehicle Maintenance		Truck Tractor		4		393.47E:Clamp/Roto-Chamber type brake(s) out of adjustment		No	
Vehicle Maintenance		Truck Tractor		4		393.53B:Automatic brake adjuster CMV manufactured on or af		No	
VIN 1XPBD49X8ND788674		# of Inspections: 6		Total Severity: 77		Percentage of Total: 40.31%		Avg. Weight Per Inspection: 12.8	
Inspection Date	Inspection ID	Inspection State	Location Description	Total Severity	# of Violations	Shipper Name	Inspection Level	Post Accident	Out of Service
12/09/2024	83385164	AZ	SAN SIMON AZ	22	3	AMAZON	2	No	Yes
BASIC		Unit Type		Severity		Description		Out of Service	
Vehicle Maintenance		Truck Tractor		8		393.75A3TAOL:TIRES - ALL OTHERS LEAKING OR INFLATION LESS THAN		Yes	
Hours-Of-Serivce Compliance		Truck Tractor		7		395.3A3IHOSPDIT:HOS (PROPERTY) - DRIVING MORE THAN 11 HOURS FOLLOW		Yes	
Hours-Of-Serivce Compliance		Truck Tractor		7		395.8EHOSPDOOS:HOS (PROPERTY) - DRIVER PRODUCES A FALSE RECORD OF		Yes	
Inspection Date	Inspection ID	Inspection State	Location Description	Total Severity	# of Violations	Shipper Name	Inspection Level	Post Accident	Out of Service
07/30/2024	82313804	LA	ROADSIDE	5	1		3	No	No
BASIC		Unit Type		Severity		Description		Out of Service	
Unsafe Driving		Truck Tractor		5		392.2C:Failure to obey traffic control device		No	
Inspection Date	Inspection ID	Inspection State	Location Description	Total Severity	# of Violations	Shipper Name	Inspection Level	Post Accident	Out of Service
01/09/2024	80594607	CA	SOUTH OF HWY 138	0	1		3	No	No
BASIC		Unit Type		Severity		Description		Out of Service	
		Truck Tractor		0		392.2RG:State vehicle registration or License Plate violat		No	
Inspection Date	Inspection ID	Inspection State	Location Description	Total Severity	# of Violations	Shipper Name	Inspection Level	Post Accident	Out of Service
06/01/2023	78790016	AZ	INTERSTATE 40	42	8	JWD WAREHOUSE	2	No	Yes
BASIC		Unit Type		Severity		Description		Out of Service	
Driver Fitness		Truck Tractor		8		383.23A2:Operating a CMV without a CDL		Yes	
Hours-Of-Serivce Compliance		Truck Tractor		7		395.3A2PROP:Driving beyond 14 hour duty period (Property carry		No	
Hours-Of-Serivce Compliance		Truck Tractor		7		395.3A3PROP:Driving beyond 11 hour driving limit in a 14 hour		No	
Hours-Of-Serivce Compliance		Truck Tractor		7		395.3B2:Requiring or permitting driver to drive after havi		No	
Hours-Of-Serivce Compliance		Truck Tractor		7		395.8E:False report of drivers record of duty status		No	
Vehicle Maintenance		Truck Tractor		4		396.17C:Operating a CMV without proof of a periodic inspec		No	
Vehicle Maintenance		Truck Tractor		2		393.203E:Cab front bumper missing/ unsecured/protruding		No	
		Truck Tractor		0		392.2IN:State Insurance Violation		No	
Inspection Date	Inspection ID	Inspection State	Location Description	Total Severity	# of Violations	Shipper Name	Inspection Level	Post Accident	Out of Service



07/29/2022	76245854	KS	PRATT COUNTY - 151	4	1	PROCTOER & GAMBLE	2	No	No
BASIC		Unit Type		Severity		Description		Out of Service	
Unsafe Driving		Truck Tractor		4		392.2SLLS2:State/Local Laws - Speeding 6-10 miles per hour ov		No	
Inspection Date	Inspection ID	Inspection State	Location Description	Total Severity	# of Violations	Shipper Name	Inspection Level	Post Accident	Out of Service
03/30/2022	75188696	MO	D4 EAST	4	1	DOLLAR GENERAL	2	No	Yes
BASIC		Unit Type		Severity		Description		Out of Service	
Vehicle Maintenance		Truck Tractor		4		393.45:Brake tubing and hose adequacy		Yes	
VIN 3H3V532C5LR444420		# of Inspections: 1		Total Severity: 22		Percentage of Total: 11.52%		Avg. Weight Per Inspection: 22.0	
Inspection Date	Inspection ID	Inspection State	Location Description	Total Severity	# of Violations	Shipper Name	Inspection Level	Post Accident	Out of Service
12/09/2024	83385164	AZ	SAN SIMON AZ	22	3	AMAZON	2	No	Yes
BASIC		Unit Type		Severity		Description		Out of Service	
Vehicle Maintenance		Semi Trailer		8		393.75A3TAOL:TIRES - ALL OTHERS LEAKING OR INFLATION LESS THAN		Yes	
Hours-Of-Service Compliance		Semi Trailer		7		395.3A3IHOSPDIT:HOS (PROPERTY) - DRIVING MORE THAN 11 HOURS FOLLOW		Yes	
Hours-Of-Service Compliance		Semi Trailer		7		395.8EHOSPDOOS:HOS (PROPERTY) - DRIVER PRODUCES A FALSE RECORD OF		Yes	
VIN 1JJV532D2PL400862		# of Inspections: 1		Total Severity: 4		Percentage of Total: 2.09%		Avg. Weight Per Inspection: 4.0	
Inspection Date	Inspection ID	Inspection State	Location Description	Total Severity	# of Violations	Shipper Name	Inspection Level	Post Accident	Out of Service
06/23/2024	81973040	KS	HIGHWAY	4	1	THE CLOROX SALES CO	2	No	No
BASIC		Unit Type		Severity		Description		Out of Service	
Vehicle Maintenance		Semi Trailer		4		396.17C:Operating a CMV without proof of a periodic inspec		No	
VIN 1JJV532D0PL379056		# of Inspections: 1		Total Severity: 42		Percentage of Total: 21.99%		Avg. Weight Per Inspection: 42.0	
Inspection Date	Inspection ID	Inspection State	Location Description	Total Severity	# of Violations	Shipper Name	Inspection Level	Post Accident	Out of Service
06/01/2023	78790016	AZ	INTERSTATE 40	42	7	JWD WAREHOUSE	2	No	Yes
BASIC		Unit Type		Severity		Description		Out of Service	
Driver Fitness		Semi Trailer		8		383.23A2:Operating a CMV without a CDL		Yes	
Hours-Of-Service Compliance		Semi Trailer		7		395.3A2PROP:Driving beyond 14 hour duty period (Property carry		No	
Hours-Of-Service Compliance		Semi Trailer		7		395.3A3PROP:Driving beyond 11 hour driving limit in a 14 hour		No	
Hours-Of-Service Compliance		Semi Trailer		7		395.3B2:Requiring or permitting driver to drive after havi		No	
Hours-Of-Service Compliance		Semi Trailer		7		395.8E:False report of drivers record of duty status		No	
Vehicle Maintenance		Semi Trailer		4		396.17C:Operating a CMV without proof of a periodic inspec		No	
Vehicle Maintenance		Semi Trailer		2		393.203E:Cab front bumper missing/unsecured/protruding		No	
VIN 1UYVS2532GP443610		# of Inspections: 1		Total Severity: 8		Percentage of Total: 4.19%		Avg. Weight Per Inspection: 8.0	
Inspection Date	Inspection ID	Inspection State	Location Description	Total Severity	# of Violations	Shipper Name	Inspection Level	Post Accident	Out of Service
06/15/2022	75827006	NM	LORDSBURG PORT OF ENTRY	8	2	HP INC	1	No	No
BASIC		Unit Type		Severity		Description		Out of Service	
Vehicle Maintenance		Semi Trailer		4		393.47E:Clamp/Roto-Chamber type brake(s) out of adjustment		No	
Vehicle Maintenance		Semi Trailer		4		393.53B:Automatic brake adjuster CMV manufactured on or af		No	
VIN 1FUJGLD54GLGU6797		# of Inspections: 1		Total Severity: 5		Percentage of Total: 2.62%		Avg. Weight Per Inspection: 5.0	
Inspection Date	Inspection ID	Inspection State	Location Description	Total Severity	# of Violations	Shipper Name	Inspection Level	Post Accident	Out of Service
04/29/2022	75452940	CO	MONUMENT POE NB	5	5	WAYFAIR PERRIS	3	No	No
BASIC		Unit Type		Severity		Description		Out of Service	
Hours-Of-Service Compliance		Truck Tractor		1		395.22H1:Driver failing to maintain ELD user's manual		No	
Hours-Of-Service Compliance		Truck Tractor		1		395.22H2:Driver failing to maintain ELD instruction sheet		No	
Hours-Of-Service Compliance		Truck Tractor		1		395.22H3:Driver failed to maintain instruction sheet for EL		No	
Hours-Of-Service Compliance		Truck Tractor		1		395.24C2II:Driver failed to manually add the trailer number		No	
Hours-Of-Service Compliance		Truck Tractor		1		395.24C2III:Driver failed to manually add shipping document nu		No	
VIN 3H3V532C1HT104322		# of Inspections: 1		Total Severity: 5		Percentage of Total: 2.62%		Avg. Weight Per Inspection: 5.0	



Inspection Date	Inspection ID	Inspection State	Location Description	Total Severity	# of Violations	Shipper Name	Inspection Level	Post Accident	Out of Service
04/29/2022	75452940	CO	MONUMENT POE NB	5	5	WAYFAIR PERRIS	3	No	No
BASIC		Unit Type		Severity		Description		Out of Service	
Hours-Of-Servce Compliance		Semi Trailer		1		395.22H1:Driver failing to maintain ELD user's manual		No	
Hours-Of-Servce Compliance		Semi Trailer		1		395.22H2:Driver failing to maintain ELD instruction sheet		No	
Hours-Of-Servce Compliance		Semi Trailer		1		395.22H3:Driver failed to maintain instruction sheet for EL		No	
Hours-Of-Servce Compliance		Semi Trailer		1		395.24C2II:Driver failed to manually add the trailer number		No	
Hours-Of-Servce Compliance		Semi Trailer		1		395.24C2III:Driver failed to manually add shipping document nu		No	
VIN 3H3V532CXHR378849		# of Inspections: 1		Total Severity: 4		Percentage of Total: 2.09%		Avg. Weight Per Inspection: 4.0	
Inspection Date	Inspection ID	Inspection State	Location Description	Total Severity	# of Violations	Shipper Name	Inspection Level	Post Accident	Out of Service
03/30/2022	75188696	MO	D4 EAST	4	1	DOLLAR GENERAL	2	No	Yes
BASIC		Unit Type		Severity		Description		Out of Service	
Vehicle Maintenance		Semi Trailer		4		393.45:Brake tubing and hose adequacy		Yes	



Inspection History ToC						
Inspection Date	Report Number	Report State	PU VIN	TR VIN	Severity Weight	Time Weight
08/09/2025	UDY9001549	CA	4V4NC9EH2PN308563 - Truck Tractor	1UYVS2533R7130519 - Semi Trailer		3
Power Unit Violation - State/Local Laws Violation: 392.2SLL - State/Local Laws -					7	
03/24/2025	4037220669	IL	4V4NC9EH2PN308563 - Truck Tractor	1JJV532D6SL541894 - Semi Trailer		3
12/09/2024	XA74450879	AZ	1XPBD49X8ND788674 - Truck Tractor	3H3V532C5LR444420 - Semi Trailer		2
Power Unit Violation - OOS Hours-Of-Service (HOS) Compliance Violation: 395.3A3IHOSPDIT - HOS (PROPERTY) - DRIVING MORE THAN 11 HOURS FOLLOWING 10 CONSECUTIVE HOURS OFF DUTY AT THE TIME OF INSPECTION. TIME:					7	
Power Unit Violation - OOS Hours-Of-Service (HOS) Compliance Violation: 395.8EHOSPDOS - HOS (PROPERTY) - DRIVER PRODUCES A FALSE RECORD OF DUTY STATUS WITH AN APPARENT ATTEMPT TO CONCEAL HOURS. EXPLAIN:					7	
Power Unit Violation - OOS Vehicle Maintenance Violation: 393.75A3TAOL - TIRES - ALL OTHERS LEAKING OR INFLATION LESS THAN 50% OF THE MAXIMUM INFLATION PRESSURE.					8	
07/30/2024	LALD010097	LA	1XPBD49X8ND788674 - Truck Tractor	3H3V532CXKR318018 - Semi Trailer		1
Power Unit Violation - Unsafe Driving Violation: 392.2C - Failure to obey traffic ctrl device					5	
06/24/2024	887404WCN4	NM	4V4NC9EH2PN308563 - Truck Tractor	1JJV532D2PL400862 - Semi Trailer		1
06/23/2024	HP01870234	KS	4V4NC9EH2PN308563 - Truck Tractor	1JJV532D2PL400862 - Semi Trailer		1
Power Unit Violation - Vehicle Maintenance Violation: 396.17C - Operating a CMV without proof of a periodic inspection					4	
01/09/2024	NC4I004134	CA	1XPBD49X8ND788674 - Truck Tractor	1JJV532D0PL379056 - Semi Trailer		1
Power Unit Violation - State/Local Laws Violation: 392.2RG - State vehicle registration or License Plate violation					0	
06/29/2023	1414000608	GA	4V4NC9EH2PN308563 - Truck Tractor	1JJV532D2PL379057 - Semi Trailer		0
06/01/2023	0294002558	AZ	1XPBD49X8ND788674 - Truck Tractor	1JJV532D0PL379056 - Semi Trailer		0
Power Unit Violation - Hours-Of-Service (HOS) Compliance Violation: 395.3B2 - Requiring or permitting driver to drive after having been on duty more than 70 hours in 8 consecutive days					7	
Power Unit Violation - State/Local Laws Violation: 392.2IN - State Insurance Violation					0	
Power Unit Violation - OOS Driver Fitness Violation: 383.23A2 - Operating a CMV without a CDL					8	
Power Unit Violation - Hours-Of-Service (HOS) Compliance Violation: 395.8E - False report of drivers record of duty status					7	
Power Unit Violation - Hours-Of-Service (HOS) Compliance Violation: 395.3A3PROP - Driving beyond 11 hour driving limit in a 14 hour period. (Property Carrying Vehicle)					7	
Power Unit Violation - Vehicle Maintenance Violation: 396.17C - Operating a CMV without proof of a periodic inspection					4	
Power Unit Violation - Hours-Of-Service (HOS) Compliance Violation: 395.3A2PROP - Driving beyond 14 hour duty period (Property carrying vehicle)					7	
Power Unit Violation - Vehicle Maintenance Violation: 393.203E - Cab front bumper missing/ unsecured/ protrude					2	
04/20/2023	OY3G001657	AZ	4V4NC9EH2PN308563 - Truck Tractor	1JJV532D2PL379057 - Semi Trailer		0
Power Unit Violation - Unsafe Driving Violation: 392.2C - Failure to obey traffic ctrl device					5	
07/29/2022	HP03932473	KS	1XPBD49X8ND788674 - Truck Tractor	1UYVS2537L3926625 - Semi Trailer		0
Power Unit Violation - Unsafe Driving Violation: 392.2SLLS2 - State Speeding 6-10 mph					4	
06/15/2022	2599M4M0DZ	NM	4V4NC9EH2PN308563 - Truck Tractor	1UYVS2532GP443610 - Semi Trailer		0
Trailer Violation - Vehicle Maintenance Violation: 393.47E - Clamp/Roto-Chamber type brake(s) out of adjustment					4	
Trailer Violation - Vehicle Maintenance Violation: 393.53B - Automatic brake adjuster CMV manufactured on or after 10/20/1994- air brake					4	
04/29/2022	PF31009271	CO	1FUJGLD54GLGU6797 - Truck Tractor	3H3V532C1HT104322 - Semi Trailer		0
Power Unit Violation - Hours-Of-Service (HOS) Compliance Violation: 395.24C2II - Driver failed to manually add the trailer number					1	
Power Unit Violation - Hours-Of-Service (HOS) Compliance Violation: 395.24C2III - Driver failed to manually add shipping document number					1	
Power Unit Violation - Hours-Of-Service (HOS) Compliance Violation: 395.22H3 - **Driver failed to maintain instruction sheet for ELD malfunction reporting requirements					1	
Power Unit Violation - Hours-Of-Service (HOS) Compliance Violation: 395.22H2 - Driver failing to maintain ELD instruction sheet					1	
Power Unit Violation - Hours-Of-Service (HOS) Compliance Violation: 395.22H1 - Driver failing to maintain ELD user's manual					1	
03/30/2022	W104006396	MO	1XPBD49X8ND788674 - Truck Tractor	3H3V532CXLR378849 - Semi Trailer		0
Power Unit Violation - OOS Vehicle Maintenance Violation: 393.45 - Brake tubing and hose adequacy					4	
04/16/2021	PF11402875	CO	1FUJGLD54GLGU6797 - Truck Tractor	1JJV532W06L963070 - Semi Trailer		0
Power Unit Violation - Hours-Of-Service (HOS) Compliance Violation: 395.24C2III - Driver failed to manually add shipping document number					1	
02/02/2021	DT04003221	MO	1FUJGLD54GLGU6797 - Truck Tractor	1JJV532W1YL462773 - Semi Trailer		0
01/03/2021	UD3Z001347	CA	1FUJGLD54GLGU6797 - Truck Tractor	1GRAA062XJK285439 - Semi Trailer		0



Only the first 20 inspections are shown. See the live report for more data.

Crash Hot Spots ToC					
State	Level 1 (lowest crash frequency)	Level 2	Level 3	Level 4	Level 5 (highest crash frequency)
Arizona	0	0	1	0	0
California	0	0	2	0	0
Illinois	0	0	0	1	0
Kansas	0	0	0	0	1
Louisiana	0	0	0	1	0
Total	0	0	3	2	1
Company Level: 4					

Equipment and Driver Details ToC						
	Equipment (Owned/Leased/Trip)			Driver Details		
MCS-150 Date	Tractors	Straight Trucks	Trailers	CDL's	Interstate	Intrastate
03/04/2024	3/0/0	0/0/0	3/0/0	4	4	0
12/22/2022	3/0/0	0/0/0	3/0/0	4	4	0
03/10/2022	1/0/0	0/0/0	0/0/1	2	2	0
08/09/2021	1/0/0	0/0/0	1/0/0	1	1	0
11/13/2020	0/0/0	1/0/0	1/0/0	1	1	0

No data for Chameleon Type 1

No data for Chameleon Type 2