



Table of Contents

1. Overview	2. BASIC Scores History
3. BASIC Measures	4. KPI: BASIC Measures by Cargo Group
5. Estimated ISS Score	6. Investigation Results
7. Penalties History	8. Acute Critical Violations
9. Red Flag Violation Details	10. DOT Registration Information
11. DOT MCS-150 History	12. Crash Summary
13. Inspection Summary	14. KPI: Inspection Viol OOS Rates by Cargo Group
15. FHWA Registration Information	16. FHWA Insurance Information
17. FHWA Authorities	18. Severe Violations
19. Violation Report	20. Violation Summary
21. Violation Enforcement Chronology	22. Inspection Violations & OOS Counts
23. Radius Of Operation	24. Inspection & Crash Locations
25. Cargo Hot Spots	26. Inspection Violations & OOS Chronology
27. Percent of Insp & Crash by State	28. VIN Insp Summary by State
29. Violations By Unit Type	30. Equipment Ownership
31. Equipment Details	32. Vehicle Age
33. States of Power Unit Registrations	34. Equipment Acquisitions
35. Driver Details	36. Shared VIN Summary
37. Shipper Table	38. Safety Summary
39. Safety Details	40. Crash Detail Color Coded PDF
41. Inspections with Shared Equipment	42. Inspection Tabular Details
43. Inspection Summary By Month	44. VIN Inspection Violation Details
45. Inspection History	46. Crash Hot Spots
47. DOT MCS-150 History Equipment and Driver Details	48. Chameleon



Business Address

4529 GOLDEN ALDER ST
SACRAMENTO, CA

95834

Contact Info

(530)-813-8073

KAHLONENTERPRISEINC@GMAIL.COM

FHWA Address

4529 GOLDEN ALDER ST
SACRAMENTO, CA, 95834

Phone: (530)-813-8073

Mailing Address

4529 GOLDEN ALDER ST
SACRAMENTO, CA

95834-2476

Overview ToC

Operating Status: AUTHORIZED FOR Property

One other company viewed this DOT in the past two months

Crash/PU ratio: 0.0%

Clean Inspection ratio: 77.78%

Estimated BASIC Scores (as of 10/31/2025)

	Unsafe Driving	Hours of Service	Driver Fitness	Controlled Sub. and Alcohol	Vehicle Maintenance	HM Compliance	Crash
Relative Scores	0% ○	0% ⬆	0% ⬆	0% ○	0% ⬆	0% ○	0% ○
Alert Status	No	No	No	No	No	No	No



Estimated Inspection Selection System (ISS) Score: 21
Category: Pass

BASIC Scores History - Unsafe Driving ToC

There are no Scores for this BASIC

BASIC Scores History - Hours of Service ToC

There are no Scores for this BASIC

BASIC Scores History - Driver Fitness ToC

There are no Scores for this BASIC

BASIC Scores History - Controlled Substance ToC

There are no Scores for this BASIC



BASIC Scores History - Vehicle Maintenance ToC

There are no Scores for this BASIC

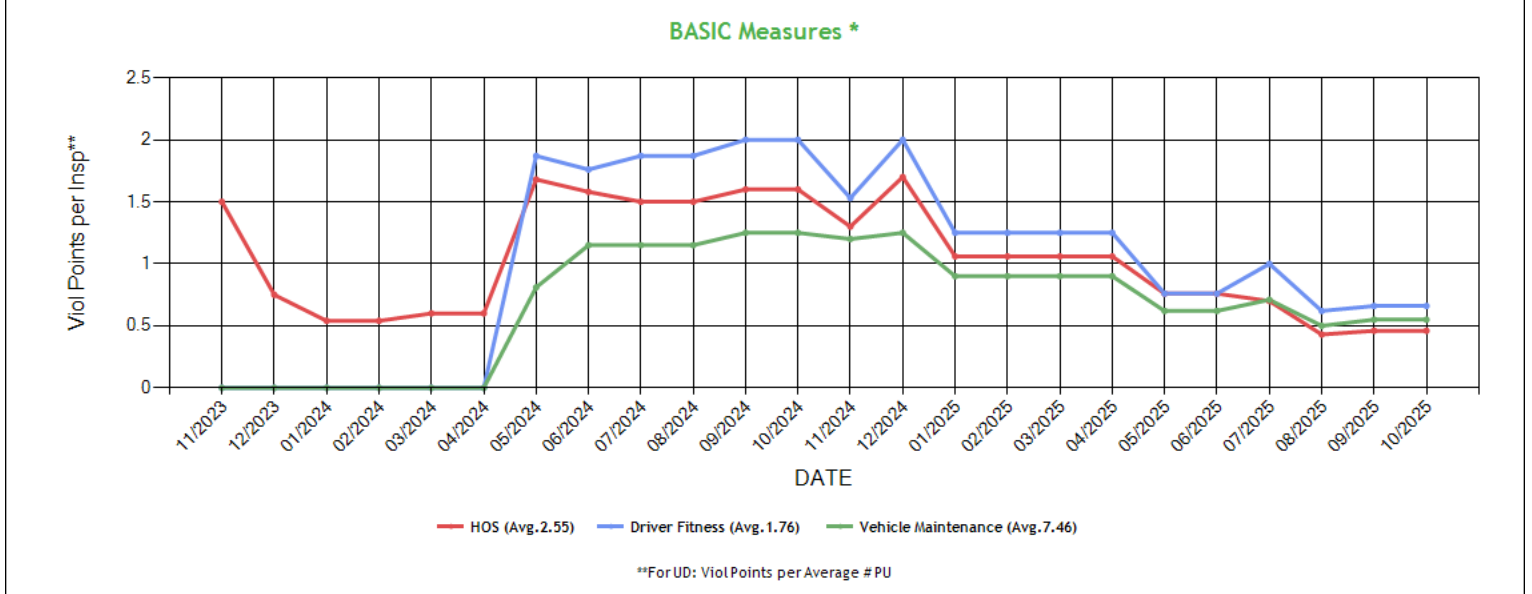
BASIC Scores History - Crash ToC

There are no Scores for this BASIC

BASIC Scores History - Hazmat ToC

There are no Scores for this BASIC

BASIC Measures: Violation Points per Inspection Trends ToC



* BASIC Measures are the absolute SMS scores that are compared within each Safety Event Group to determine the BASIC Score percentiles. Averages based on fleets with 1-5 power units.



BASIC Measures * - Table ToC

UD-Unsafe Driving, HOS-Hours of Service, DF-Driver Fitness, CS-Controlled Substances, VM-Vehicle Maintenance

Date	UD Measure	UD AC	UD with Viol	HOS Measure	HOS AC	HOS with Viol	DF Measure	DF AC	DF with Viol	CS Measure	CS AC	CS with Viol	VM Measure	VM AC	VM with Viol
10/2025	0.00	N	0	0.46	N	1	0.66	N	1	0.00	N	0	0.55	N	2
09/2025	0.00	N	0	0.46	N	1	0.66	N	1	0.00	N	0	0.55	N	2
08/2025	0.00	N	0	0.43	N	1	0.62	N	1	0.00	N	0	0.50	N	2
07/2025	0.00	N	0	0.70	N	1	1.00	N	1	0.00	N	0	0.71	N	2
06/2025	0.00	N	0	0.76	N	2	0.76	N	1	0.00	N	0	0.62	N	2
05/2025	0.00	N	0	0.76	N	2	0.76	N	1	0.00	N	0	0.62	N	2
04/2025	0.00	N	0	1.06	N	2	1.25	N	1	0.00	N	0	0.90	N	2
03/2025	0.00	N	0	1.06	N	2	1.25	N	1	0.00	N	0	0.90	N	2
02/2025	0.00	N	0	1.06	N	2	1.25	N	1	0.00	N	0	0.90	N	2
01/2025	0.00	N	0	1.06	N	2	1.25	N	1	0.00	N	0	0.90	N	2
12/2024	0.00	N	0	1.70	N	2	2.00	N	1	0.00	N	0	1.25	N	2
11/2024	0.00	N	0	1.30	N	2	1.53	N	1	0.00	N	0	1.20	N	2
10/2024	0.00	N	0	1.60	N	2	2.00	N	1	0.00	N	0	1.25	N	2
09/2024	0.00	N	0	1.60	N	2	2.00	N	1	0.00	N	0	1.25	N	2
08/2024	0.00	N	0	1.50	N	2	1.87	N	1	0.00	N	0	1.15	N	2
07/2024	0.00	N	0	1.50	N	2	1.87	N	1	0.00	N	0	1.15	N	2
06/2024	0.00	N	0	1.58	N	2	1.76	N	1	0.00	N	0	1.15	N	2
05/2024	0.00	N	0	1.68	N	2	1.87	N	1	0.00	N	0	0.81	N	1
04/2024	0.00	N	0	0.60	N	1	0.00	N	0	0.00	N	0	0.00	N	0
03/2024	0.00	N	0	0.60	N	1	0.00	N	0	0.00	N	0	0.00	N	0
02/2024	0.00	N	0	0.54	N	1	0.00	N	0	0.00	N	0	0.00	N	0
01/2024	0.00	N	0	0.54	N	1	0.00	N	0	0.00	N	0	0.00	N	0
12/2023	0.00	N	0	0.75	N	1	0.00	N	0	0.00	N	0	0.00	N	0
11/2023	0.00	N	0	1.50	N	1	0.00	N	0	0.00	N	0	0.00	N	0
10/2023	0.00	N	0	1.50	N	1	0.00	N	0	0.00	N	0	0.00	N	0
09/2023	0.00	N	0	3.00	N	1	0.00	N	0	0.00	N	0	0.00	N	0
08/2023	0.00	N	0	3.00	N	1	0.00	N	0	0.00	N	0	0.00	N	0
07/2023	0.00	N	0	3.00	N	1	0.00	N	0	0.00	N	0	0.00	N	0
06/2023	0.00	N	0	0.00	N	0	0.00	N	0	0.00	N	0	0.00	N	0
05/2023	0.00	N	0	0.00	N	0	0.00	N	0	0.00	N	0	0.00	N	0
04/2023	0.00	N	0	0.00	N	0	0.00	N	0	0.00	N	0	0.00	N	0
03/2023	0.00	N	0	0.00	N	0	0.00	N	0	0.00	N	0	0.00	N	0
02/2023	0.00	N	0	0.00	N	0	0.00	N	0	0.00	N	0	0.00	N	0
01/2023	0.00	N	0	0.00	N	0	0.00	N	0	0.00	N	0	0.00	N	0
12/2022	0.00	N	0	0.00	N	0	0.00	N	0	0.00	N	0	0.00	N	0
11/2022	0.00	N	0	0.00	N	0	0.00	N	0	0.00	N	0	0.00	N	0
10/2022	0.00	N	0	0.00	N	0	0.00	N	0	0.00	N	0	0.00	N	0
09/2022	0.00	N	0	0.00	N	0	0.00	N	0	0.00	N	0	0.00	N	0
08/2022	0.00	N	0	0.00	N	0	0.00	N	0	0.00	N	0	0.00	N	0
07/2022	0.00	N	0	0.00	N	0	0.00	N	0	0.00	N	0	0.00	N	0
06/2022	0.00	N	0	0.00	N	0	0.00	N	0	0.00	N	0	0.00	N	0
05/2022	0.00	N	0	0.00	N	0	0.00	N	0	0.00	N	0	0.00	N	0
04/2022	0.00	N	0	0.00	N	0	0.00	N	0	0.00	N	0	0.00	N	0
03/2022	0.00	N	0	0.00	N	0	0.00	N	0	0.00	N	0	0.00	N	0
02/2022	0.00	N	0	0.00	N	0	0.00	N	0	0.00	N	0	0.00	N	0
01/2022	0.00	N	0	0.00	N	0	0.00	N	0	0.00	N	0	0.00	N	0

* BASIC Measures are the absolute SMS scores that are compared within each Safety Event Group to determine the BASIC Score percentiles.



KPI: BASIC Measures by Fleet Size and Cargo Group [ToC](#)

Fleet Size: 1-5 PUs

Cargo Group (Companies)	Unsafe Driving		Hours of Service		Driver Fitness		Controlled Substance		Vehicle Maintenance		HM Compliance		Crash	
	Avg.	Comp. to Avg.	Avg.	Comp. to Avg.	Avg.	Comp. to Avg.	Avg.	Comp. to Avg.	Avg.	Comp. to Avg.	Avg.	Comp. to Avg.	Avg.	Comp. to Avg.
General Freight (490400)	0.79	Better	0.21	Worse	0.21	Worse	0.01	Better	1.88	Better	0.01	Better	0.06	Better
KAHLON ENTERPRISE INC	0.00		0.46		0.66		0.00		0.55		0.00		0.00	

Estimated ISS Score: **21 Pass** [ToC](#) [About the Inspection Selection System](#)



Estimated ISS Score History - Table ToC

Date	Estimated ISS Score	Recommendation	Algorithm
10/31/2025	21	Pass	Safety Algorithm
09/26/2025	22	Pass	Safety Algorithm
08/29/2025	21	Pass	Safety Algorithm
07/25/2025	3	Pass	Safety Algorithm
06/30/2025	3	Pass	Safety Algorithm
05/31/2025	3	Pass	Safety Algorithm
04/25/2025	4	Pass	Safety Algorithm
03/28/2025	4	Pass	Safety Algorithm
02/28/2025	4	Pass	Safety Algorithm
01/31/2025	4	Pass	Safety Algorithm
12/27/2024	4	Pass	Safety Algorithm
11/29/2024	4	Pass	Safety Algorithm
10/25/2024	5	Pass	Safety Algorithm
09/27/2024	5	Pass	Safety Algorithm
08/30/2024	5	Pass	Safety Algorithm
07/26/2024	5	Pass	Safety Algorithm
06/28/2024	4	Pass	Safety Algorithm
05/31/2024	4	Pass	Safety Algorithm
04/26/2024	1	Pass	Safety Algorithm
03/29/2024	1	Pass	Safety Algorithm
02/23/2024	1	Pass	Safety Algorithm
01/26/2024	1	Pass	Safety Algorithm
12/29/2023	1	Pass	Safety Algorithm
11/24/2023	72	Optional Inspect	Insufficient Data Algorithm
10/27/2023	72	Optional Inspect	Insufficient Data Algorithm
09/29/2023	66	Optional Inspect	Insufficient Data Algorithm
08/25/2023	68	Optional Inspect	Insufficient Data Algorithm
07/28/2023	66	Optional Inspect	Insufficient Data Algorithm
06/30/2023	63	Optional Inspect	Insufficient Data Algorithm
05/26/2023	63	Optional Inspect	Insufficient Data Algorithm
04/28/2023	63	Optional Inspect	Insufficient Data Algorithm
03/31/2023	63	Optional Inspect	Insufficient Data Algorithm
02/24/2023	63	Optional Inspect	Insufficient Data Algorithm
01/27/2023	63	Optional Inspect	Insufficient Data Algorithm
12/30/2022	63	Optional Inspect	Insufficient Data Algorithm
11/25/2022	63	Optional Inspect	Insufficient Data Algorithm
10/28/2022	63	Optional Inspect	Insufficient Data Algorithm
09/30/2022	63	Optional Inspect	Insufficient Data Algorithm
08/26/2022	63	Optional Inspect	Insufficient Data Algorithm
07/29/2022	63	Optional Inspect	Insufficient Data Algorithm
06/24/2022	63	Optional Inspect	Insufficient Data Algorithm
05/27/2022	63	Optional Inspect	Insufficient Data Algorithm
04/29/2022	63	Optional Inspect	Insufficient Data Algorithm
03/25/2022	63	Optional Inspect	Insufficient Data Algorithm
02/25/2022	63	Optional Inspect	Insufficient Data Algorithm
01/28/2022	63	Optional Inspect	Insufficient Data Algorithm

Investigation Results ToC

No Investigations reported on FMCSA website

Penalties History ToC

There is a problem with the Penalties data on FMCSA website.



Acute Critical Violations (Based on Investigations as per CSA Methodology Appendix A) ToC

No Data

No red flag violations in the last 24 months

DOT Registration Information: The following information on this specific DOT # is from the Federal DOT (as of Operating Authority)					
DOT Registration: 01/18/2022		Total Power Units: 1		Total Trucks: 1	
Total Trailers: 1		Total Passenger Vehicles: 0			
Status	Entity Type	Organization Type	Nation	Total Cars	Drivers / CDL Drivers
A	C	-	US	0	1* / 1
MCS-150 Date	Op Codes	Shipper Op Codes	Shipper HazMat Op Codes	Latest Review Type	Latest Review Document Number(Date)
04/28/2025	A				()
MCS-150 Mileage (Year)	Record Update Date	Transports Hazmats	DOT Census Date	Recordable Accident Rate	Preventable Accident Rate
153,621 (2024)	04/28/2025	N	01/18/2022	0%	0%
MCS-151 Mileage	Safety Rating (Date)	SEA Accident	SEA Driver	SEA Vehicle	SEA Management
0	None (None)	0%	0%	0%	0%
Classification Codes		Cargo Carried (per MCS-150)			
Authorized-For-Hire		General Freight			

DOT MCS-150 History ToC			(as of 05/01/2025 DOT census)							
Census Date	MCS-150 Date	MCS-150 Mileage	VMT Year	Power Units	Drivers	Trailers	Company Rep1	Company Rep2	Email	
5/1/2025	4/28/2025	153621	2024	1	1	-	JASWANT SINGH KAHLON	VARINDER SINGH	KAHLONENTERPRISEINC@GMAIL.COM	
5/9/2023	4/14/2023	10000	2022	1	1	0	JASWANT SINGH KAHLON	VARINDER SINGH	khalonenterpriseinc@gmail.com	
2/9/2022	1/18/2022	0		1	1	0	JASWANT SINGH KAHLON		VARINDERSINGH06@YAHOO.COM	

Crash Summary Chart ToCCrashes Summary - Chart (based on all available crash data)

No Data

Crashes Summary - Table (based on all available crash data) ToC										
	TOTAL	Last 6 months	7-12 months	13-18 months	19-24 months	25-30 months	30-36 months	37-41 months	42-48 months	Over 49 months
Total Reportable	0	0	0	0	0	0	0	0	0	0
Fatalities	0	0	0	0	0	0	0	0	0	0
Injuries	0	0	0	0	0	0	0	0	0	0
Tow Away	0	0	0	0	0	0	0	0	0	0
With Citations	0	0	0	0	0	0	0	0	0	0
Federal Recordable	0	0	0	0	0	0	0	0	0	0
Preventable	0	0	0	0	0	0	0	0	0	0
Crash per Pwr Unit	-	0.0%	0.0%	0.0%	0.0%	0.0%	0.0%	0.0%	0.0%	-



Inspection Summary ToC

The following inspection information is based on results for 24 months prior to: 12/07/2025. Please note that the total inspections number is not necessarily the total of the vehicle, driver and hazmat inspections, as one inspection may have included any combination of the below inspections.

Overall	Vehicle	Driver	Hazmat
(Please note that the total inspections number is not necessarily the total of the vehicle, driver and hazmat inspections, as one inspection may have included any combination of the below inspections) Total Inspections: 9 Total Out of Service: 1 Out of Service: 11.11% National Average: 21.07% Difference: -9.96%	Total Inspections: 5 Total Out of Service: 1 Out of Service: 20.00% National Average: 25.16% Difference: -5.16%	Total Inspections: 9 Total Out of Service: 1 Out of Service: 11.11% National Average: 6.78% Difference: 4.33%	Total Inspections: 0 Total Out of Service: 0 Out of Service: 0.00% National Average: 2.1% Difference: -2.1%

KPI: Inspection Viol OOS Rates by Cargo Group ToC

Cargo Group	OVERALL		VEHICLE		DRIVER		HAZMAT	
	Average	Compared to Average	Average	Compared to Average	Average	Compared to Average	Average	Compared to Average
General Freight	29.47%	Better	25.37%	Better	13.41%	Better	0.14%	Better
KAHLON ENTERPRISE INC	11.11%		20.0%		11.11%		0%	

FHWA Registration Information: The following data on this Motor Carrier is from the Federal Hwy Administration (as of 11/25/2025)

Docket Number	DOT Number	Company Name	DBA Name	Address	City	State	Country	ZIP Code
MC1368882	3802044	KAHLON ENTERPRISE INC		4529 GOLDEN ALDER ST	SACRAMENTO	CA	US	95834
Phone Number	Fax Number	Mail Address	Mail City	Mail State	Mail Contry	Mail ZIP Code	Mail Phone Number	Mail Fax Number
(530)-813-8073		4529 GOLDEN ALDER ST	SACRAMENTO	CA	US	95834-2476		
Date of Last Change	Freight	Passenger	Household Goods	Active Authority	Pending Authority	Revocation Pending Authority		
11/25/2025	Y	N	N	/ Common /	/	/ Common /		

Insurance Required (as of 11/25/2025) ToC

Docket Number	Insurance Type	Insurance Required	Insurance on File
MC1368882	BIPD	\$750k	\$750k
MC1368882	Cargo	No	No
MC1368882	Bond	No	No

Active / Pending Insurance (as of 11/25/2025)

Docket Number	Form	Type	Insurance Carrier	Policy/Surety	Coverage From	Coverage To	Required	On File	Effective Date	Cancel Date
MC1368882	91X	BIPD/Primary	BENCHMARK INSURANCE COMPANY	FLCA-1926-04149	\$0k	\$750k	\$750k	\$750k	03/04/2025	12/20/2025



Insurance History (as of 11/25/2025)

Docket Number	Form	Type	Insurance Carrier	Policy/Surety	Coverage From	Coverage To	Effective Date From	Effective Date To
MC1368882	91X	BIPD/Primary	BENCHMARK INSURANCE COMPANY	FLCA-1926-04149	\$0k	\$750k	12/12/2024	03/09/2025 Cancelled
MC1368882	91X	BIPD/Primary	BENCHMARK INSURANCE COMPANY	FLCA-1926-04149	\$0k	\$750k	12/12/2024	03/04/2025 Replaced
MC1368882	91X	BIPD/Primary	EVERSPAN INDEMNITY INSURANCE COMPANY	CW1EII-136957-01	\$0k	\$750k	12/12/2023	12/12/2024 Cancelled
MC1368882	91X	BIPD/Primary	EVERSPAN INDEMNITY INSURANCE COMPANY	CW1EII-136957-01	\$0k	\$750k	12/12/2023	10/21/2024 Cancelled
MC1368882	91X	BIPD/Primary	EVERSPAN INDEMNITY INSURANCE COMPANY	CW1EII-136957-01	\$0k	\$750k	12/12/2023	12/12/2023 Replaced
MC1368882	91X	BIPD/Primary	EVERSPAN INDEMNITY INSURANCE COMPANY	CW1EII-136957-01	\$0k	\$750k	12/12/2023	12/12/2023 Replaced
MC1368882	91X	BIPD/Primary	DB INSURANCE CO., LTD (U.S.BRANCH)	CCA-0019522-00	\$0k	\$750k	03/14/2023	12/12/2023 Cancelled
MC1368882	91X	BIPD/Primary	DB INSURANCE CO., LTD (U.S.BRANCH)	CCA-0019522-00	\$0k	\$750k	12/12/2022	03/14/2023 Cancelled

FHWA Authorities (as of 11/25/2025) ToC

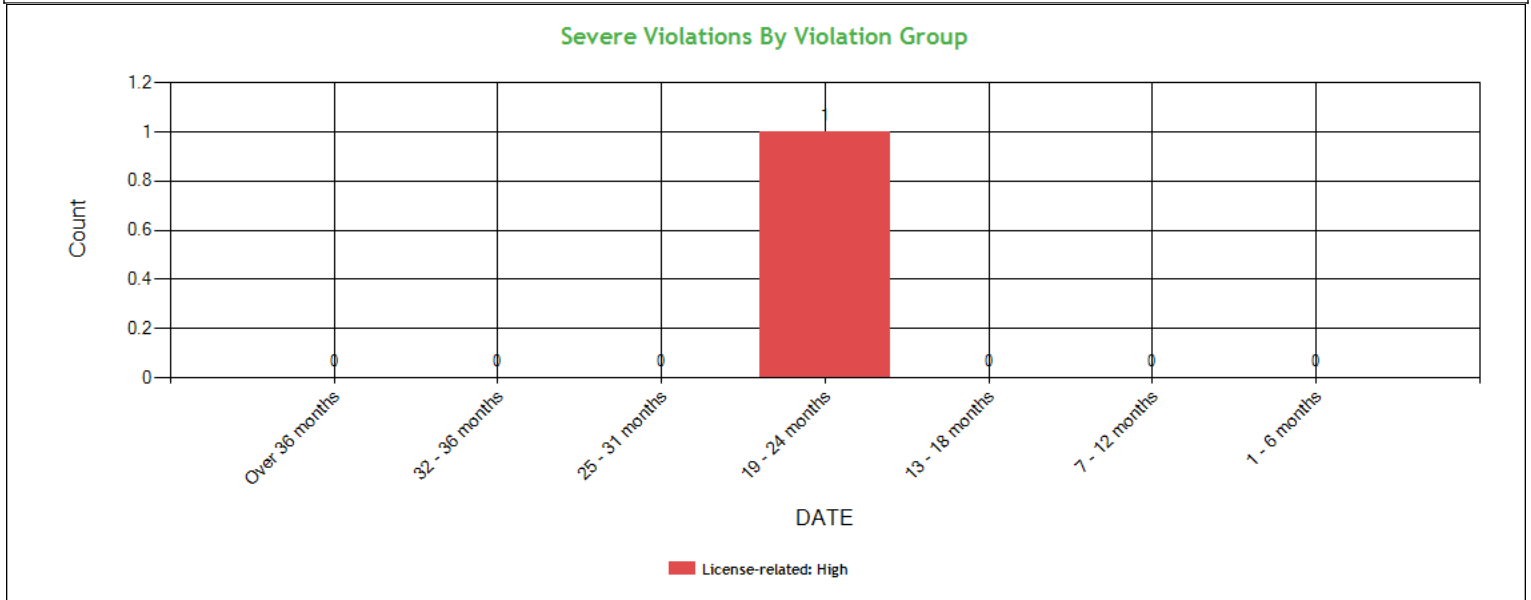
Docket#	L&I Name	Active Authority	Inactive Authority	Pending Authority	Revocation Pending Authority	Freight	Passenger	Household Goods
MC1368882	KAHLON ENTERPRISE INC	Common /			Common /	Yes	No	No

Authority History (as of 11/25/2025)

Docket Number	Sub	Auth Type	Original Action	Disposition
MC1368882		COMMON	INVOLUNTARY REVOCATION 2/10/2025 12:00:00 AM	DISCONTINUED REVOCATION 3/5/2025 12:00:00 AM
MC1368882		COMMON	INVOLUNTARY REVOCATION 11/15/2024 12:00:00 AM	DISCONTINUED REVOCATION 12/13/2024 12:00:00 AM
MC1368882		COMMON	INVOLUNTARY REVOCATION 9/24/2024 12:00:00 AM	DISCONTINUED REVOCATION 9/26/2024 12:00:00 AM
MC1368882		COMMON	INVOLUNTARY REVOCATION 11/15/2023 12:00:00 AM	DISCONTINUED REVOCATION 12/13/2023 12:00:00 AM
MC1368882		COMMON	INVOLUNTARY REVOCATION 2/15/2023 12:00:00 AM	DISCONTINUED REVOCATION 3/2/2023 12:00:00 AM
MC1368882		COMMON	GRANTED 1/12/2023 12:00:00 AM	



Severe Violations (i.e. those with ≥ 8 points) - Chart : 1 Violations 1 occurrences ToC



Severe Violations (i.e. those with ≥ 8 points) - Table : 1 Violations 1 occurrences ToC

Code	Description	Category	BASIC Weight	Total count	Last 6 month s	7-12 month s	13-18 month s	19-24 month s	25-31 month s	32-36 month s	Over 36 month s
383.93B3	No tank vehicle endorsement on CDL	License-related: High	8	1	0	0	0	1	0	0	0

Violation Report ToC						
Inspection Date	Inspection State	BASIC	Violation Description	OOS	VIN	Severity Points
05/30/2024	CA	Vehicle Maintenance	396.3A1 - Inspection/repair and maintenance parts and accessories	No	1JJV532D0LL174217	2
05/21/2024	CA	Driver Fitness	383.93B3 - No tank vehicle endorsement on CDL	Yes	1FUJGLD54GLHB7671	8
05/21/2024	CA	Unsafe Driving	392.2 - Operating a commercial motor vehicle not in accordance with the laws, ordinances, and regulations of the jurisdiction in which it is being operated - Unsafe Driving	No	1FUJGLD54GLHB7671	0
05/21/2024	CA	Hours-Of-Service	395.3A3PROP - Driving beyond 11 hour driving limit in a 14 hour period. (Property Carrying Vehicle)	No	1FUJGLD54GLHB7671	7
05/21/2024	CA	Vehicle Maintenance	392.9A1 - Requiring or permitting a driver to drive without the vehicle's cargo being properly distributed and adequately secured	Yes	1JJV532D0LL174217	1
07/12/2023	OR	-	395.24D - Eld Cannot Transfer Eld Records Electronically	No	1FUJGLD54GLHB7671	0
No filters were applied when generating this report, see the live report for more options.						

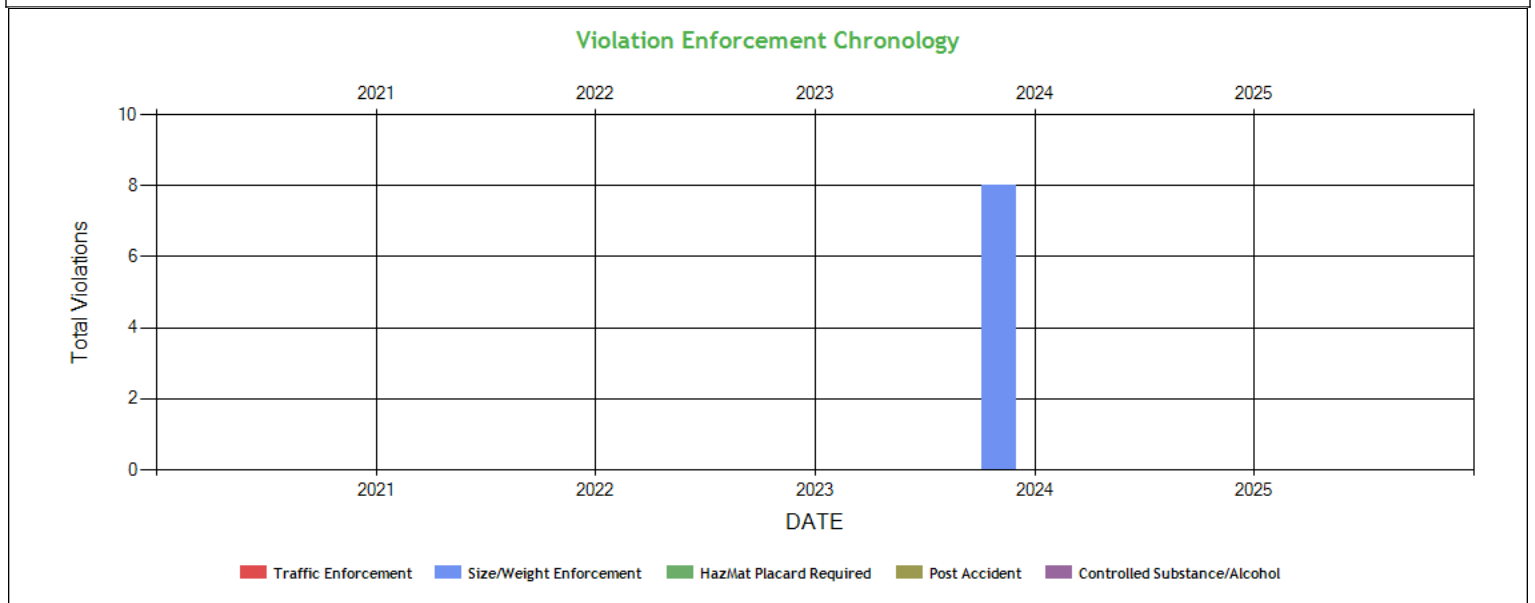


Violation Summary **ToC**

BASIC	Violation Group	Code	Description	# of Violations	# of OOS Violations	Severity Points
Driver Fitness	License-related: High	383.93B3	No tank vehicle endorsement on CDL	1	1	8
Hours-Of-Service (HOS) Compliance	Hours	395.3A3PROP	Driving beyond 11 hour driving limit in a 14 hour period. (Property Carrying Vehicle)	1	0	7
Vehicle Maintenance	Wheels, Studs, Clamps, Etc.	396.3A1	Inspection/repair and maintenance parts and accessories	1	0	2
Vehicle Maintenance	General Securement	392.9A1	Requiring or permitting a driver to drive without the vehicle's cargo being properly distributed and adequately secured	1	1	1
Unsafe Driving	Not used in SMS Calculation	392.2	Operating a commercial motor vehicle not in accordance with the laws, ordinances, and regulations of the jurisdiction in which it is being operated - Unsafe Driving	1	0	0

No filters were applied when generating this report, see the live report for more options.

Violation Enforcement Chronology - Chart **ToC**

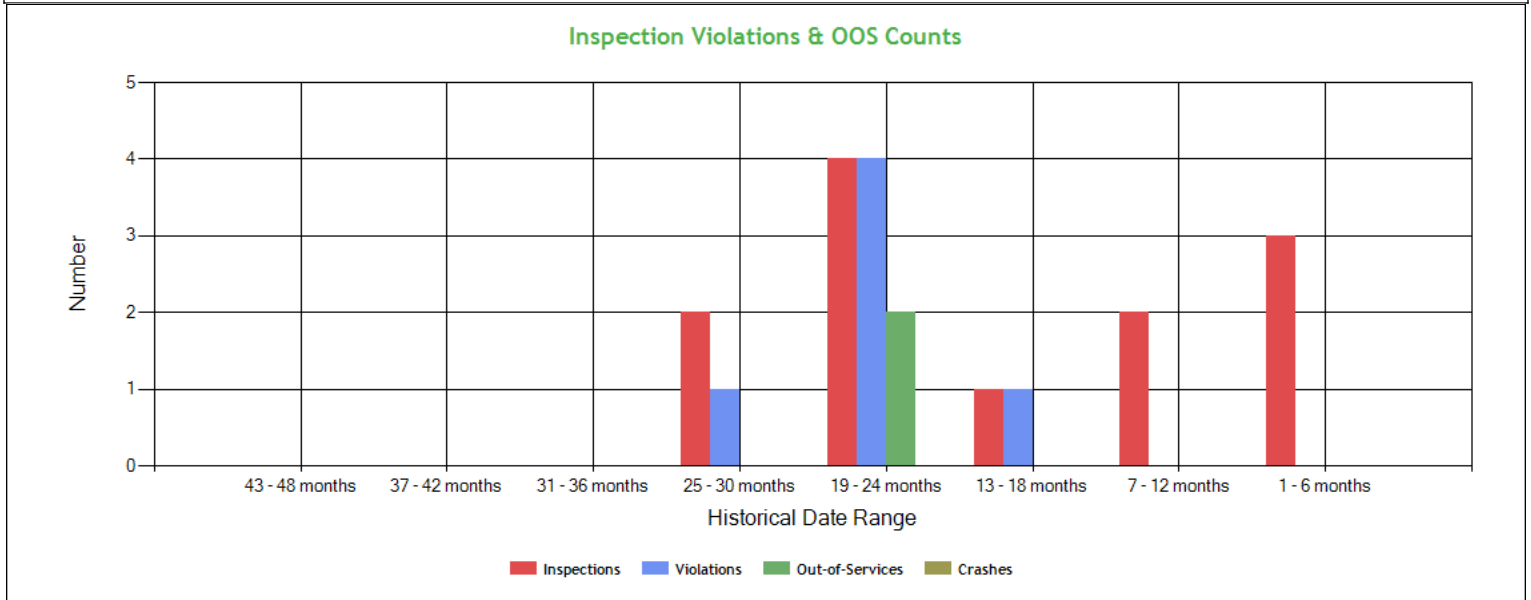


Violation Enforcement Chronology - Table **ToC**

	2021	2022	2023	2024	2025
Traffic Enforcement	0	0	0	0	0
Size/Weight Enforcement	0	0	0	8	0
HazMat Placard Required	0	0	0	0	0
Post Accident	0	0	0	0	0
Controlled Substance/Alcohol	0	0	0	0	0



Inspection Violations & OOS Counts - Chart ToC



Inspection Violations & OOS Counts - Table ToC

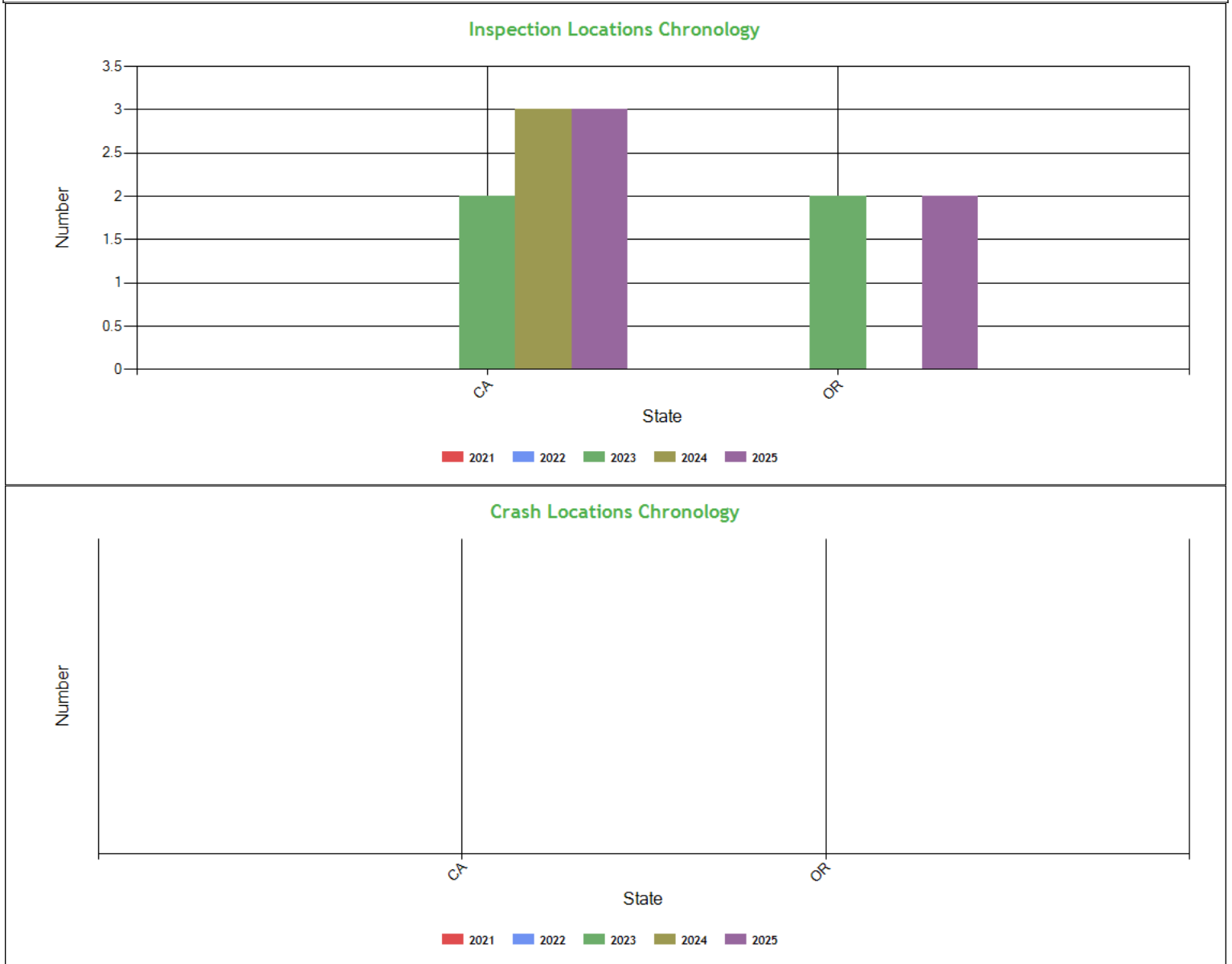
Date Range	Inspections	Violations	Out-of-Services	Crashes
TOTAL	12	6	2	0
1 - 6 months	3	0	0	0
7 - 12 months	2	0	0	0
13 - 18 months	1	1	0	0
19 - 24 months	4	4	2	0
25 - 30 months	2	1	0	0
31 - 36 months	0	0	0	0
37 - 42 months	0	0	0	0
43 - 48 months	0	0	0	0

Radius of Operation (based on Inspections and Crashes during the past 3 years) ToC

	Total	Drive between 0 and 50 miles radius	Drive between 51 and 200 miles radius	Drive between 201 and 300 miles radius	Drive between 301 and 400 miles radius	Drive between 401 and 500 miles radius	Drive between 501 and 600 miles radius	Drive beyond 600 miles radius
Power Units (i.e. unique VINs)	2	0	0	0	0	2	0	0
Percent	100%	0%	0%	0%	0%	100%	0%	0%



Inspection & Crash Locations - Chart ToC



Inspection & Crash Locations - Table ToC

State	Inspections					Violations					Out-of-Services					Crashes				
	2021	2022	2023	2024	2025	2021	2022	2023	2024	2025	2021	2022	2023	2024	2025	2021	2022	2023	2024	2025
TOTAL	0	0	4	3	5	0	0	1	5	0	0	0	0	2	0	0	0	0	0	0
CA	0	0	2	3	3	0	0	0	5	0	0	0	0	2	0	0	0	0	0	0
OR	0	0	2	0	2	0	0	1	0	0	0	0	0	0	0	0	0	0	0	0

Hot Spot Summary ToC

Year	Month	Level 5	Level 5 %	Level 4	Level 4 %	Level 3	Level 3 %	Level 2	Level 2 %	Level 1	Level 1 %	Level 0	Level 0 %	Levels 1 - 5	Levels 1 - 5 %
2025	November (Partial)	0	0.00%	0	0.00%	0	0.00%	1	20.00%	0	0.00%	0	0.00%	1	20.00%
2025	August	0	0.00%	0	0.00%	0	0.00%	1	20.00%	0	0.00%	1	20.00%	1	20.00%



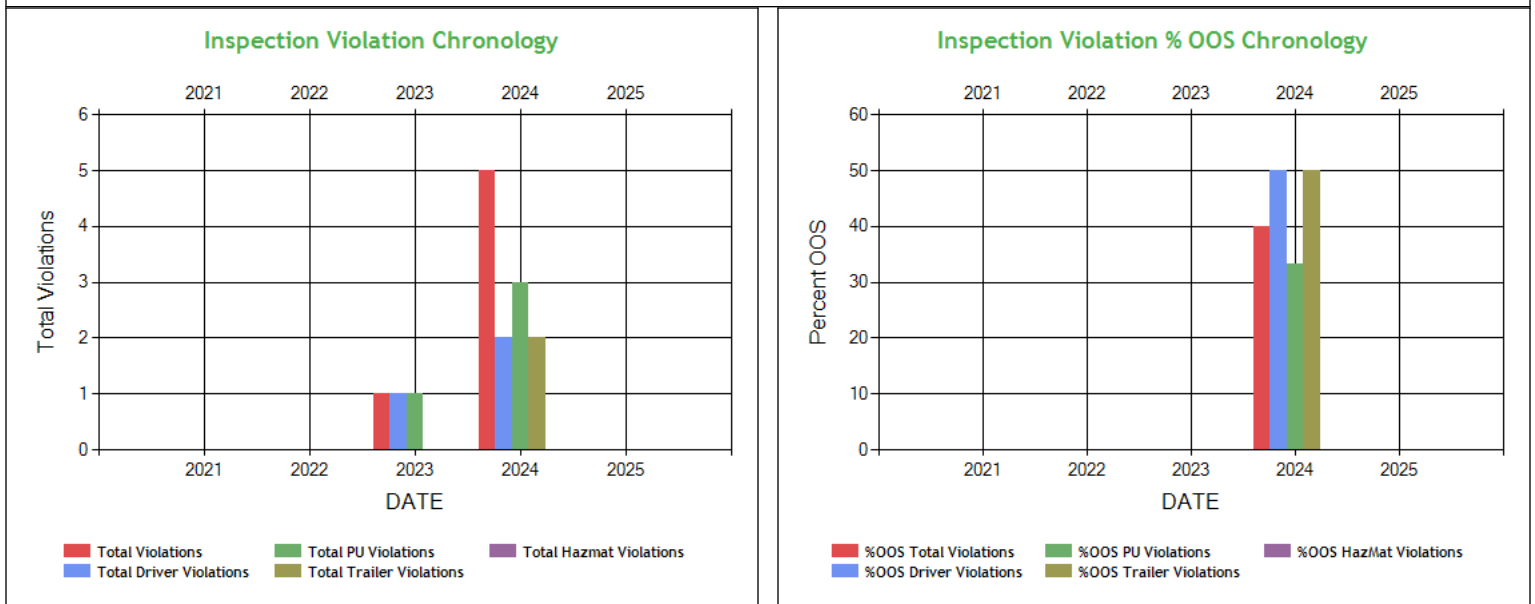
2025	January	1	20.00%	0	0.00%	0	0.00%	0	0.00%	0	0.00%	1	20.00%	1	20.00%
Totals		1	20.00%	0	0.00%	0	0.00%	2	40.00%	0	0.00%	2	40.00%	3	60.00%

Hot Spot Analysis

State	County	Level	Count	Percentage
CA	Kern	5	1	20.00%
CA	Tehama	2	2	40.00%

Report generated using the last 12 full months of inspection data

Inspection Violation % OOS Chronology - Chart [ToC](#)

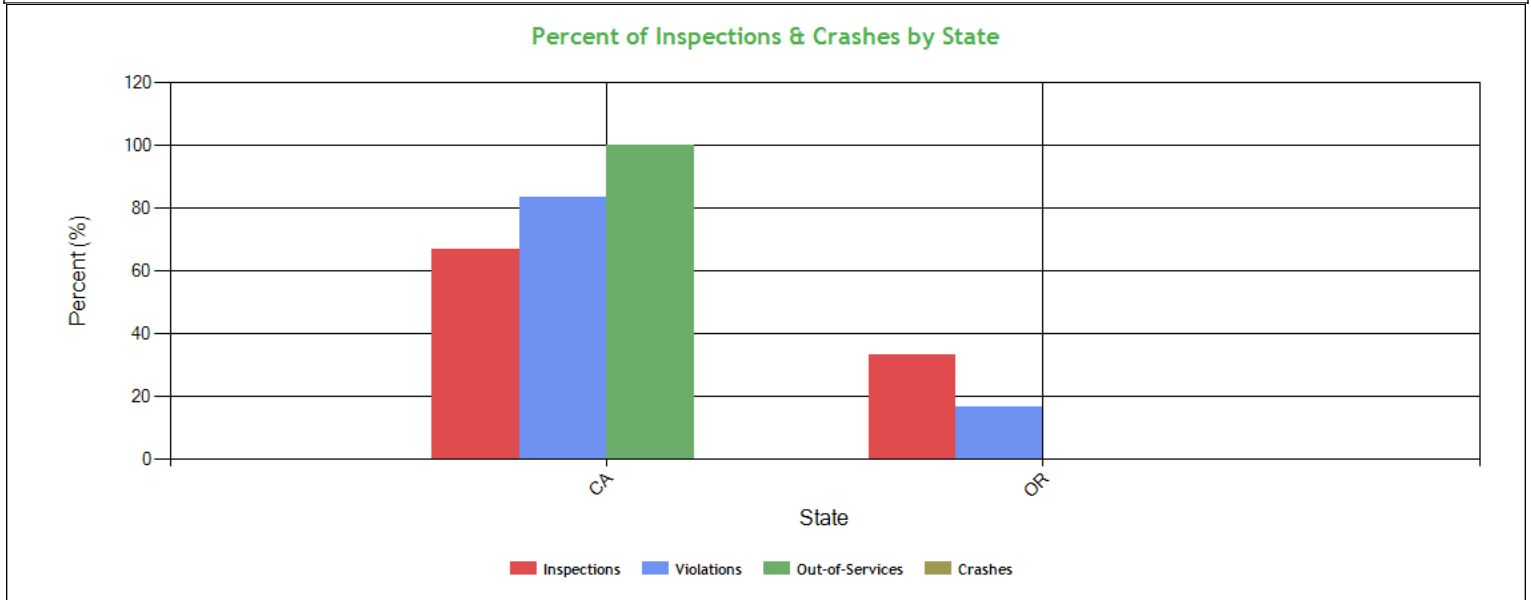


Inspection Violation % OOS Chronology - Table [ToC](#)

	2021	2022	2023	2024	2025
Total Violations	0	0	1	5	0
Total Out Of Services	0	0	0	2	0
%OOS Total Violations	0	0	0	40.0	0
Total Driver Violations	0	0	1	2	0
Total Driver Out Of Services	0	0	0	1	0
%OOS Driver Violations	0	0	0	50.0	0
Total PU Violations	0	0	1	3	0
Total PU Out Of Services	0	0	0	1	0
%OOS PU Violations	0	0	0	33.33	0
Total Trailer Violations	0	0	0	2	0
Total Trailer Out Of Services	0	0	0	1	0
%OOS Trailer Violations	0	0	0	50.0	0
Total Hazmat Violations	0	0	0	0	0
Total Hazmat Out Of Services	0	0	0	0	0
%OOS HazMat Violations	0	0	0	0	0



Percent of Insp & Crash by State - Chart ToC



Percent of Insp & Crash by State - Table (based on Inspection data from the last 4 years) ToC

State	Inspections		Violations		Out-of-Services		Crashes	
	Total	Percent	Total	Percent	Total	Percent	Total	Percent
	12	100	6	100	2	100	0	100
CA	8	66.7	5	83.3	2	100	0	0
OR	4	33.3	1	16.7	0	0	0	0

VIN Insp Summary by State (based on inspection from the last 2 years) ToC

VIN	Insp	Viol Pts	Counts in each State			
			CA		OR	
			Insp	Viol Pts	Insp	Viol Pts
TOTALS	34/ 36*	12/ 18**	8	18	4	0
1JJV532D0LL174217	9	3	6	3	3	0
1FUJGLD54GLHB7671	8	15	5	15	3	0
3AKJHHDR4NSND4038	3	0	2	0	1	0
3H3V532K6NJ143129	1	0	1	0	0	0

*<Total number of inspections for these 4 VIN(s)>/n<Total number of inspections for these 2 state(s)>

**<Total severity sum for these 4 VIN(s)>/n<Total severity sum for these 2 state(s)>

Violations By Unit Type ToC

of Violations: 5 Total Severity: 18 based on inspections in the last 2 years

Violation Unit: Driver	# of Violations: 2	Total Severity: 15	% of Total: 83.33%
Viol. Group: License-related: High	# of Violations: 1	Total Severity: 8	% of Total: 44.44%
Violation	Number of Occurrences	Viol. Severity	Total Severity
383.93B3:No tank vehicle endorsement on CDL	1	8	8
Viol. Group: Hours	# of Violations: 1	Total Severity: 7	% of Total: 38.89%
395.3A3PROP:Driving beyond 11 hour driving limit in a 14 hour	1	7	7
Violation Unit: Power Unit	# of Violations: 1	Total Severity: 0	% of Total: 0%
Viol. Group: Not used in SMS Calculation	# of Violations: 1	Total Severity: 0	% of Total: 0%
Violation	Number of Occurrences	Viol. Severity	Total Severity



392.2:Operating a commercial motor vehicle not in accord	1	0	0
Violation Unit: Trailer	# of Violations: 2	Total Severity: 3	% of Total: 16.67%
Viol. Group: Wheels Studs Clamps Etc.	# of Violations: 1	Total Severity: 2	% of Total: 11.11%
Violation	Number of Occurrences	Viol. Severity	Total Severity
396.3A1:Inspection/repair and maintenance parts and access	1	2	2
Viol. Group: General Securement	# of Violations: 1	Total Severity: 1	% of Total: 5.56%
392.9A1:Requiring or permitting a driver to drive without	1	1	1

Equipment Ownership **ToC**Equipment Ownership (based on MCS-150 dated 4/28/2025)

	Trucks	Tractors	Trailers	Motor Coaches	Vans
Owned	0	1	1	0	0
Term Leased	0	0	0	0	0
Trip Leased	0	0	0	0	0
Total No.	0	1	1	0	0

Equipment Details Power Units **ToC**

VIN	Latest Insp Date	Year	Make	Model	Body Class	Body Type	Axles	Len	Fuel Type
3AKJHHDR4NS ND4038	11/19/2025	2022	FREIGHTLINER	Cascadia	Truck-Tractor	-	-	-	-
1FUJGLD54GL HB7671	01/21/2025	2016	FREIGHTLINER	Cascadia	Truck-Tractor	-	-	-	Diesel

Equipment Details Trailers

VIN	Latest Insp Date	Year	Make	Model	Body Class	Body Type	Axles	Len	Fuel Type
1JJV532DOLL17 4217	11/19/2025	2020	WABASH	Dry Van Duraplate	Trailer	Box or Van Enclosed Trailer	2	53	Not Applicable
3H3V532K6NJ1 43129	09/07/2023	2022	HYUNDAI TRANSEAD TRAILERS	Hyundai Translead Trailers	Trailer	Van Trailer	2	53	Not Applicable

Vehicle Age **ToC**

Year	# Power Units	PU Percentage	# Trailers	Trailres Percentage
2022	1	50.00%	0	0.00%
2020	0	0.00%	1	100.00%
2016	1	50.00%	0	0.00%

Based on 24 months of inspection data, see the live report for more options

States of Power Unit Registrations **ToC**

State	CA	OR
Number of Power Units	2	2



Equipment Acquisitions - Table [ToC](#)

	Power Units inspected for 1st time in past 12 months	Power Units inspected for 1st time in past 24 months	Power Units inspected during entire date range		Trailers inspected for 1st time in past 12 months	Trailers inspected for 1st time in past 24 months	Trailers inspected during entire date range
Unique VINs	2	2	2		1	1	2
Unique License Plates	2	2	2		1	1	2
License Plate States	1	1	1		1	1	1

Driver Details [ToC](#)**Driver Details** (based on MCS-150 dated 4/28/2025)

	Within 100 mi	Beyond 100 mi	TOTAL
# Drivers Interstate	0	1	1
# Drivers Intrastate	0	0	0
TOTAL	0	1	/

Avg. # Trip Lease Drivers/Mo: 0 # Drivers Grand Total: 1 # Drivers Commercially Licensed: 1

Shared VIN Summary [ToC](#)

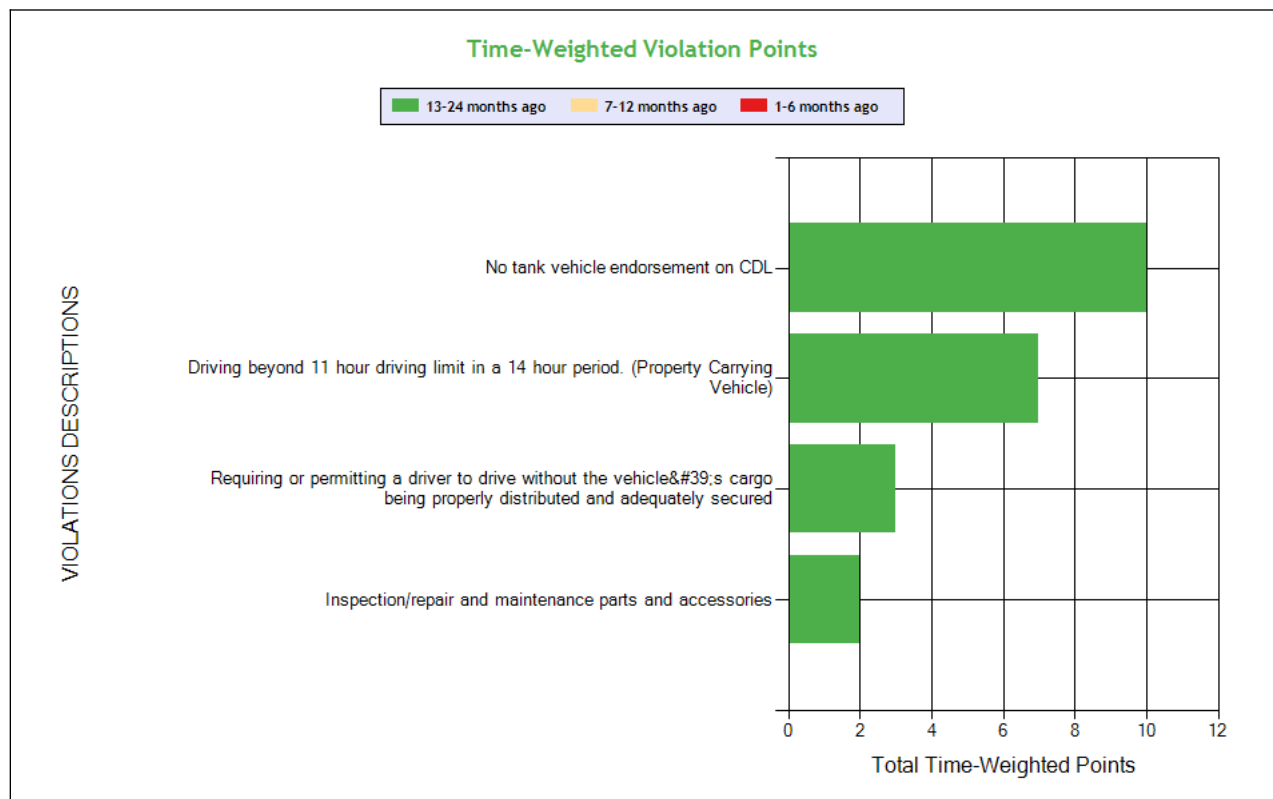
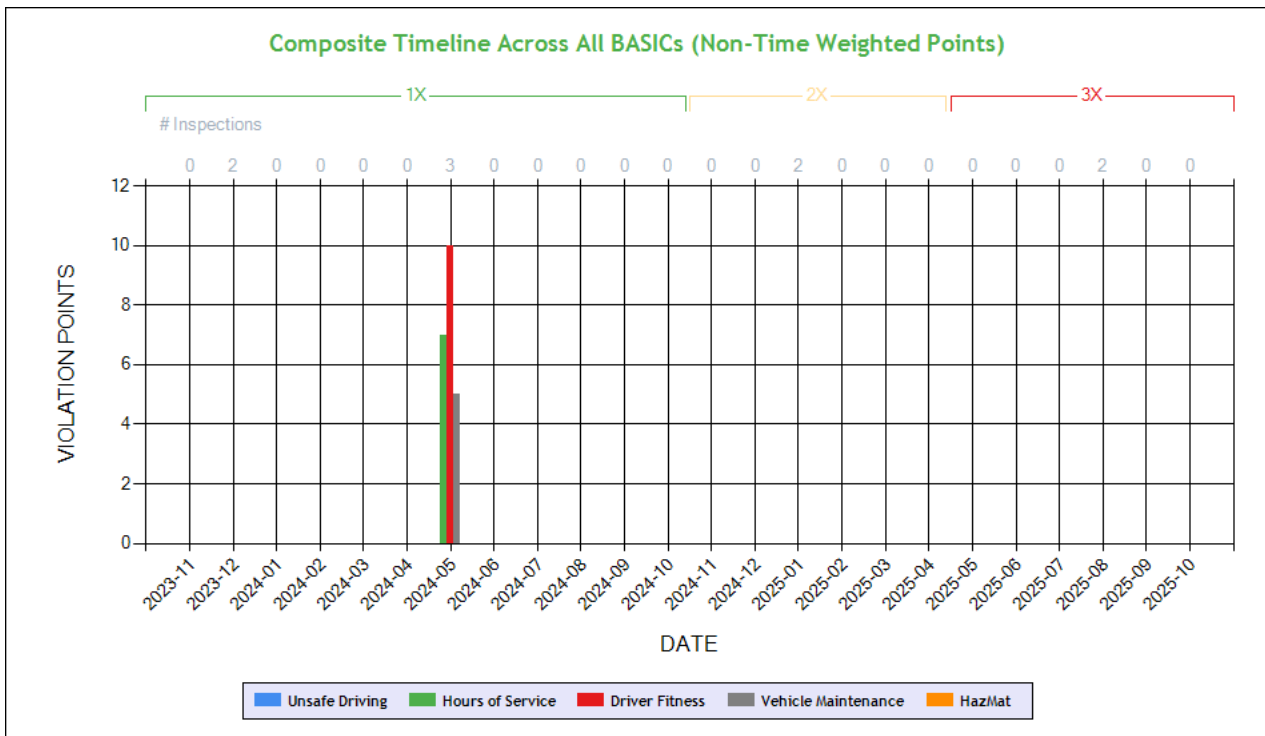
No Data

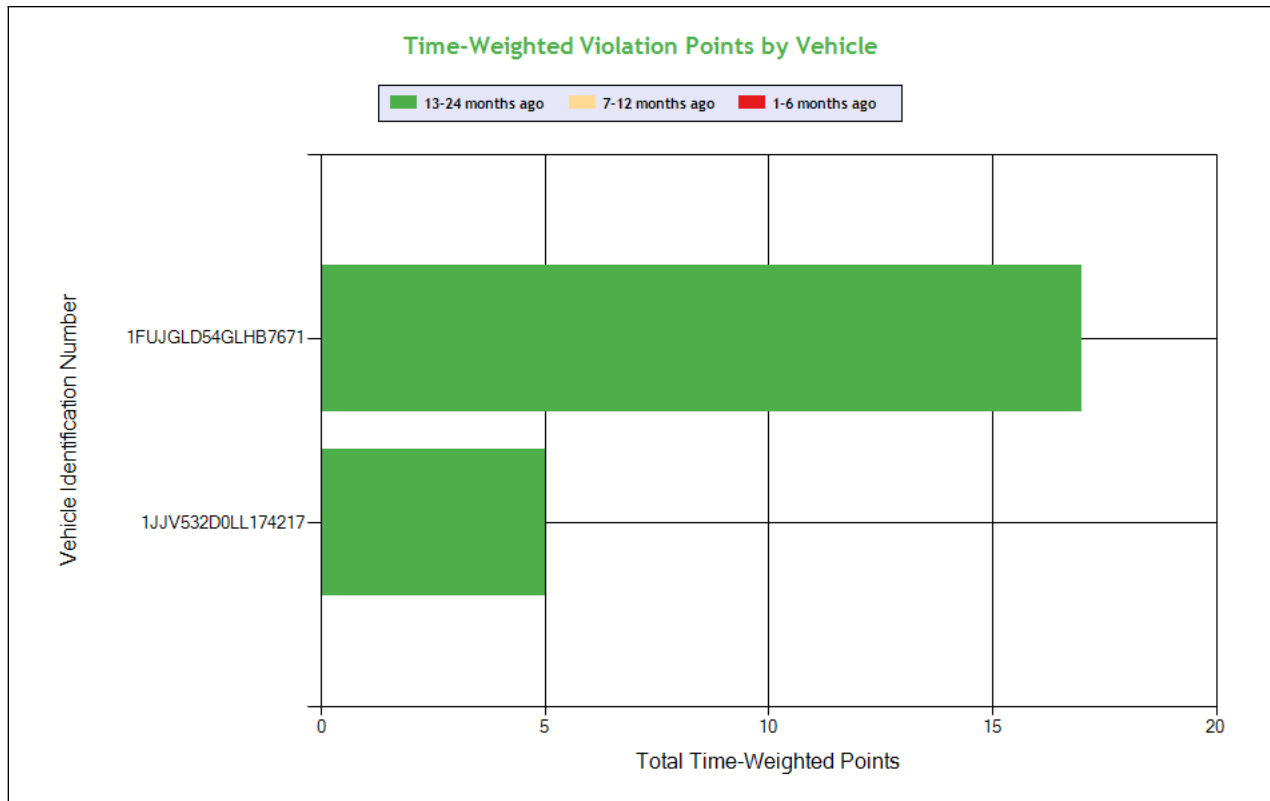
SHIPPERS DETAIL [ToC](#) based on Inspection results for the last 4 years

Shipper Name	Number of Inspections	Shipper Name	Number of Inspections
No Shipper listed	4	AUTUNE FOODS	1
EMERALD FOREST	1	FMP GRESHAM	1
HAIN	1	JOHNSON CONTROLS	1
N A	1	SIERRA PACIFIC INDUSTRIES	1
SPINDRIFT BEVERAGE COMPANY	1		



Carrier Underwriting Report Safety Summary ToC





See the Excel file for the complete analysis

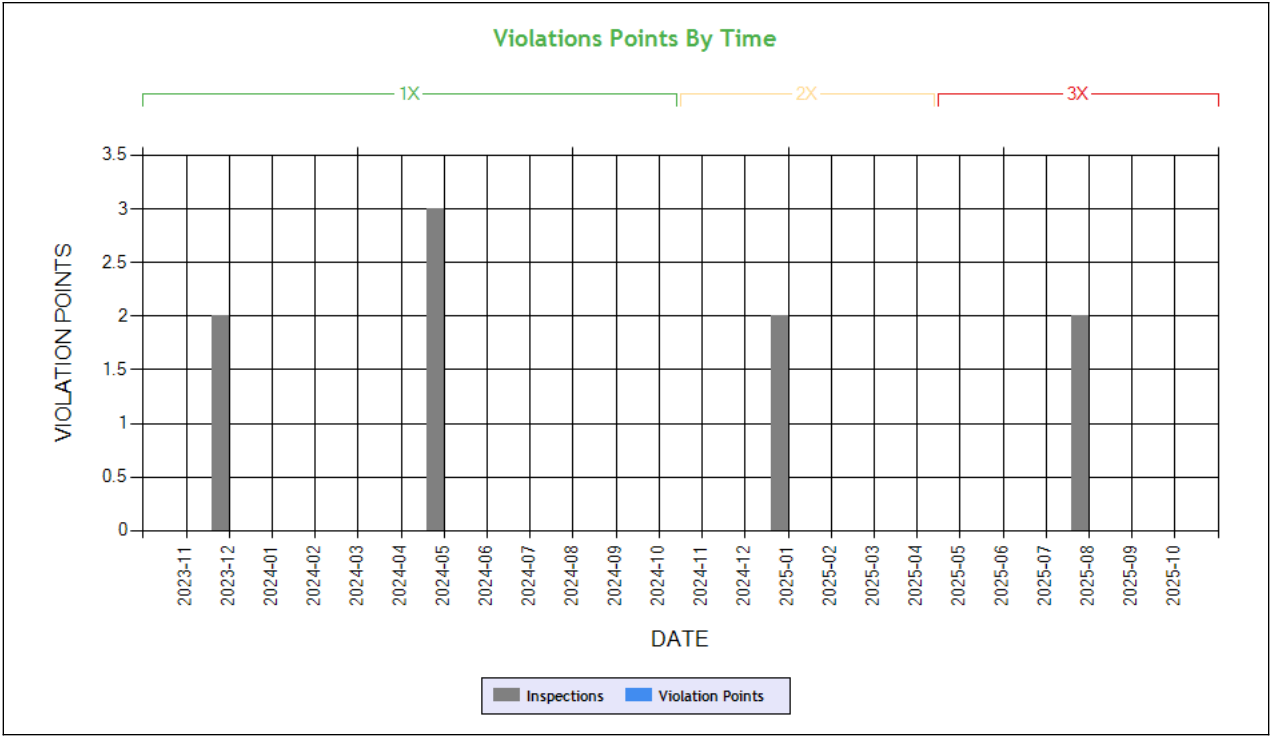
Violations is in (1-6/7-12/13-24mo)

Shaded = Out Of Service Violation						
Violation Group			License-related: High	Hours	General Securement	Wheels, Studs, Clamps, Etc.
Violation Description	Total Time-weighted Points by VIN	% of Total Time-weighted Points by VIN	No tank vehicle endorsement on CDL	Driving beyond 11 hour driving limit in a 14 hour period. (Property Carrying Vehicle)	Requiring or permitting a driver to drive without the vehicle's cargo being properly distributed and adequately secured	Inspection/repair and maintenance parts and accessories
Driver Resp			Yes	Yes	Yes	No
Total Time-weighted Points			10	7	3	2
% Total Time-Wt Pts			45.45	31.82	13.64	9.09
1FUJGLD54GLHB7671	17	77.27	10 (0/0/1)	7 (0/0/1)		
1JJV532D0LL174217	5	22.73			3 (0/0/1)	2 (0/0/1)



SAFETY ANALYSIS ToC

Unsafe Driving

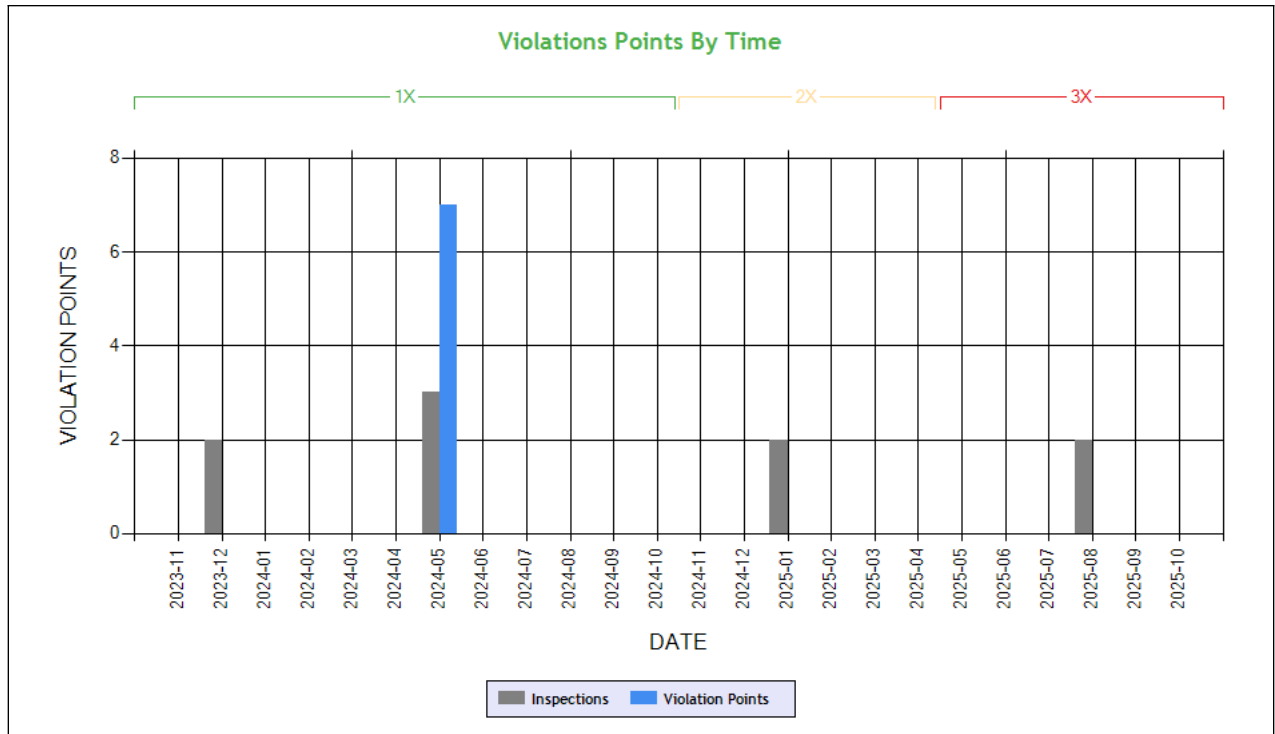


Time-Weighted Violation Points - no data available to draw a chart
Time-Weighted Severity Points by Vehicle - no data available to draw a chart

See the Excel file for the complete analysis # Violations is in (1-6/7-12/13-24mo)

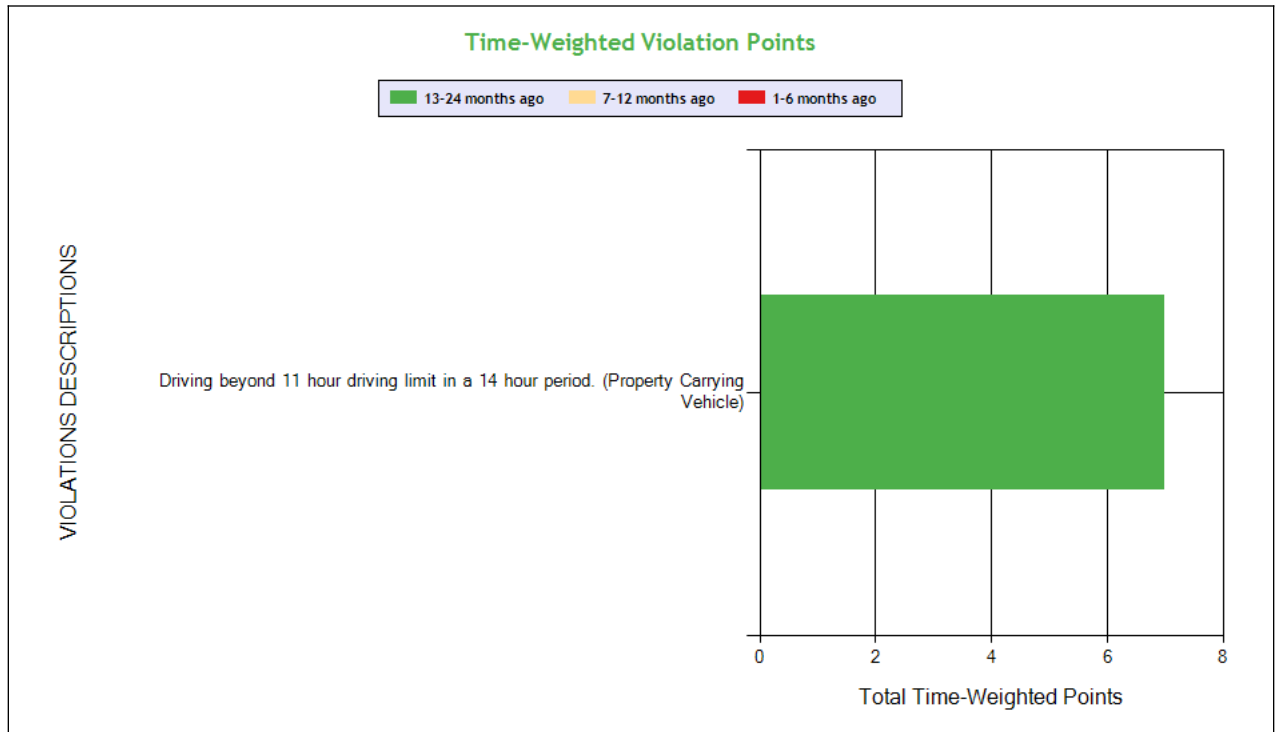
Shaded = Out Of Service Violation		
Violation Group		
Violation Description	Total Time-weighted Points by VIN	% of Total Time-weighted Points by VIN
Driver Resp		
Total Time-weighted Points		
% Total Time-Wt Pts		

HOS Compliance



Carrier Software
 1-800-646-5152
 info@CarrierSoftware.com

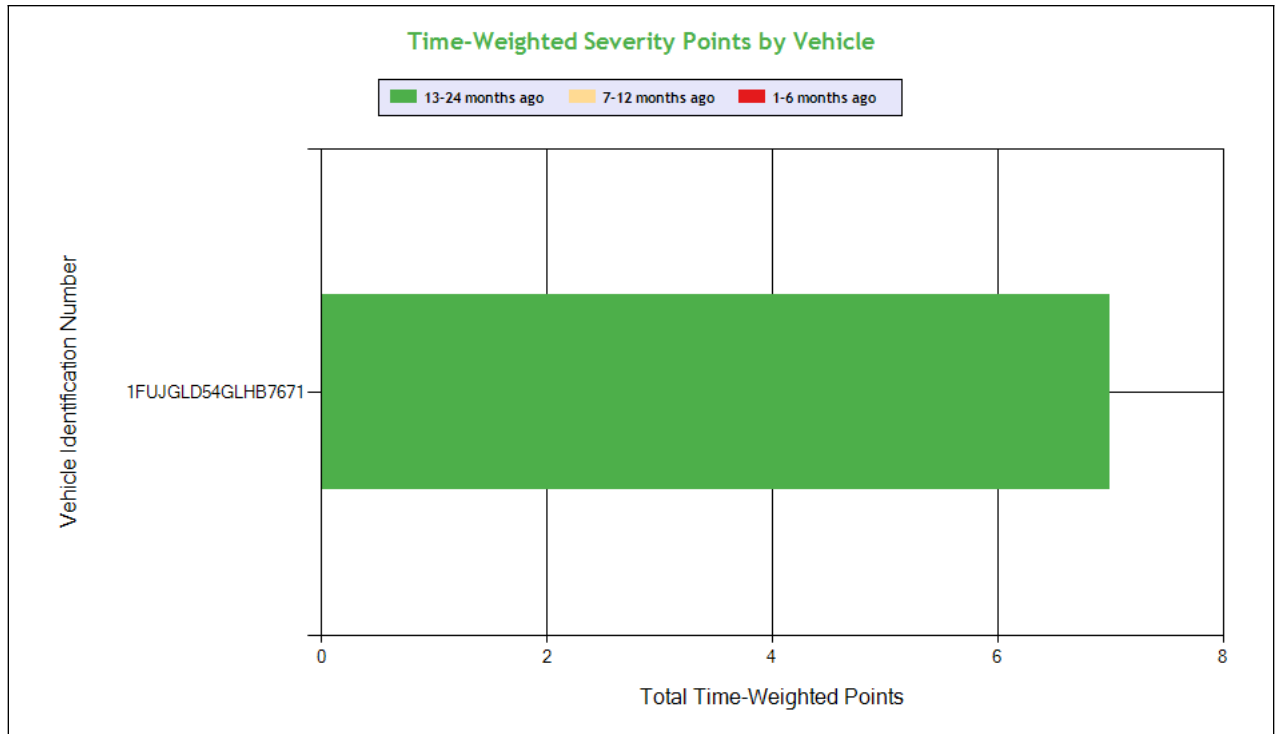
CONFIDENTIAL - Intended for use by Amerigo Insurance Agency - Date: 12/9/2025
KAHLON ENTERPRISE INC - DOT# 3802044 / MC1368882



See the Excel file for the complete analysis

Violations is in (1-6/7-12/13-24mo)

Shaded = Out Of Service Violation



Carrier Software
 1-800-646-5152
 info@CarrierSoftware.com

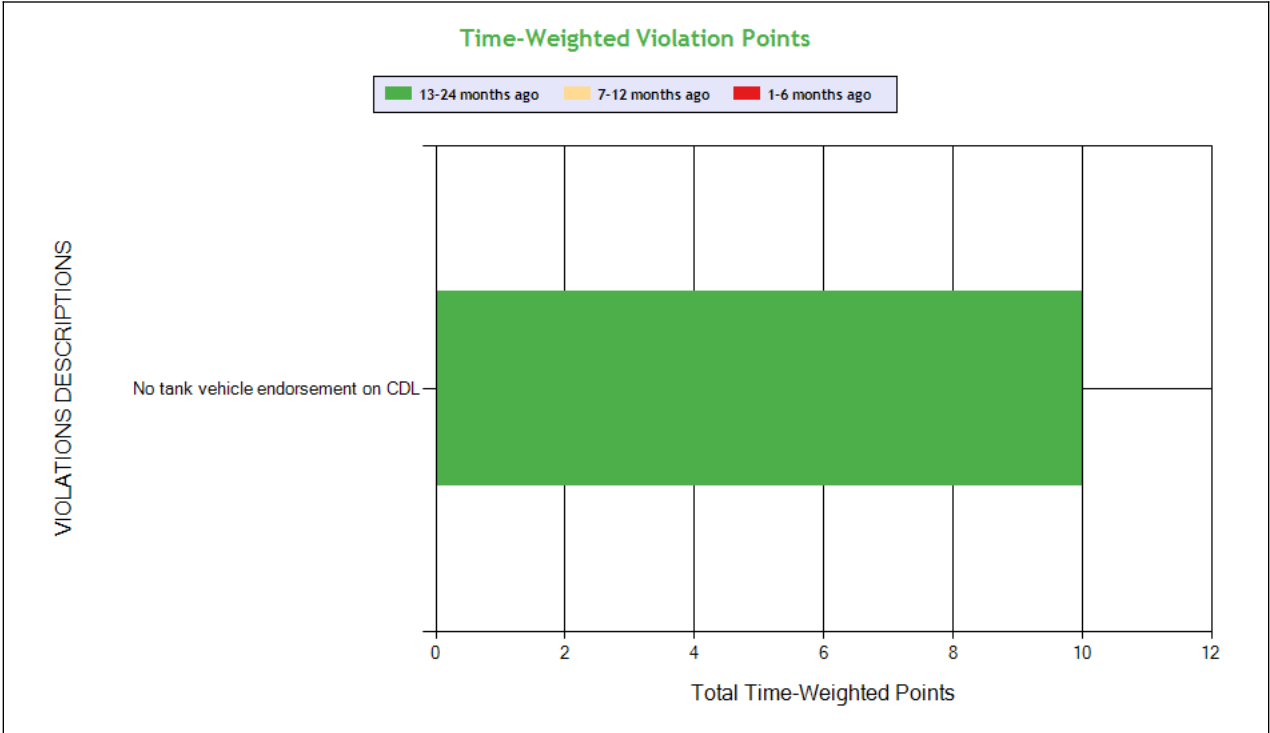
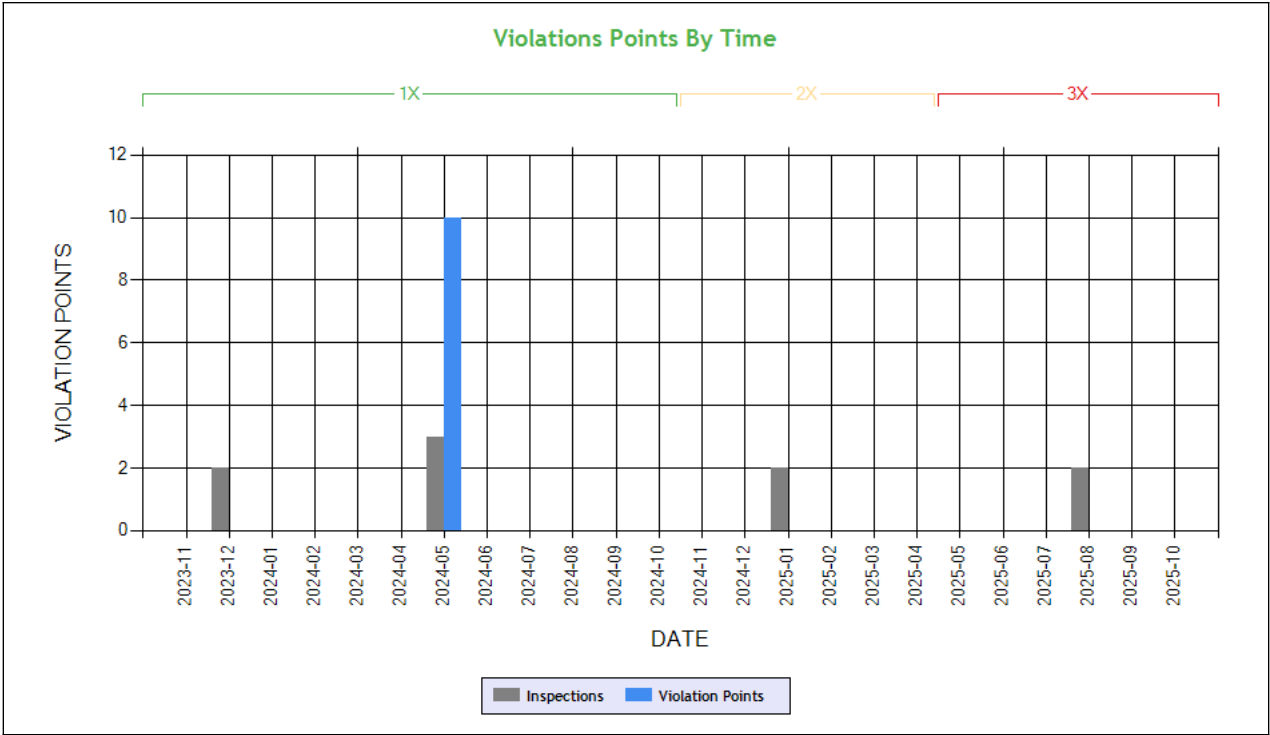
CONFIDENTIAL - Intended for use by Amerigo Insurance Agency - Date: 12/9/2025

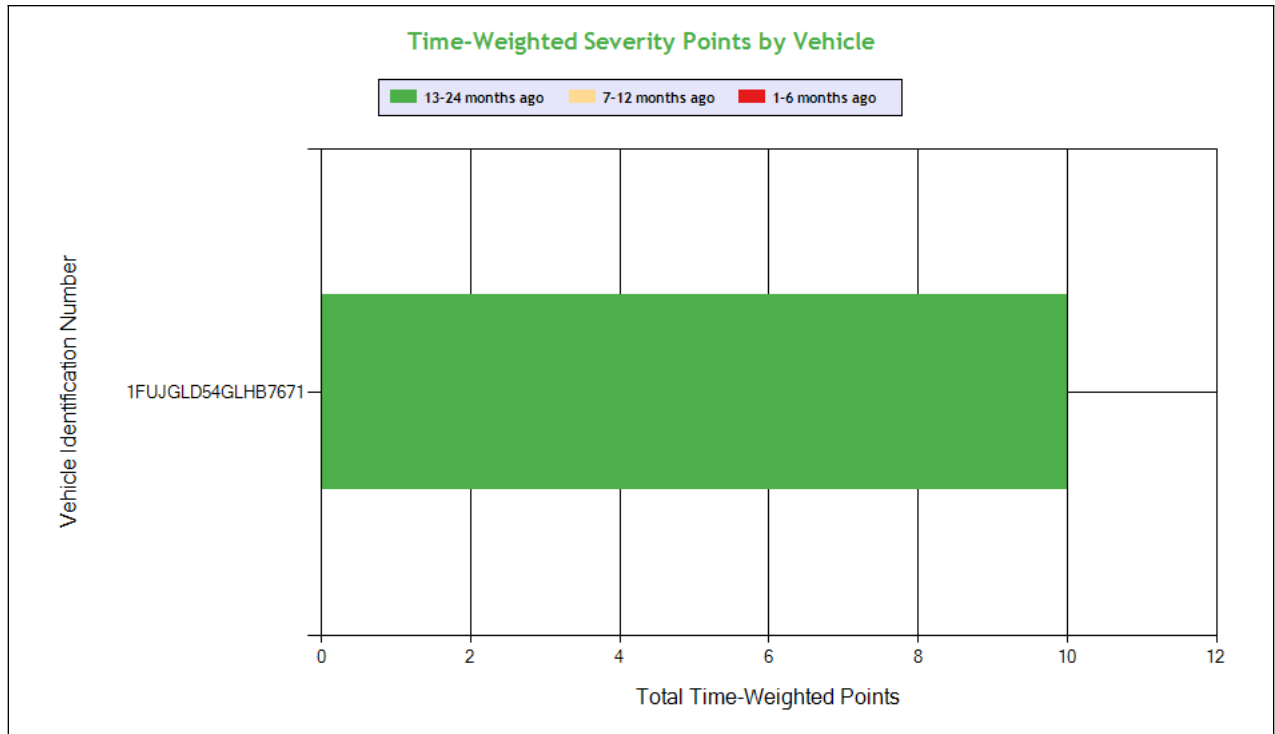
KAHLON ENTERPRISE INC - DOT# 3802044 / MC1368882

Violation Group			Hours
Violation Description	Total Time-weighted Points by VIN	% of Total Time-weighted Points by VIN	Driving beyond 11 hour driving limit in a 14 hour period. (Property Carrying Vehicle)
Driver Resp			Yes
Total Time-weighted Points			7
% Total Time-Wt Pts			100
1FUJGLD54GLHB7671	7	100	7 (0/0/1)



Driver Fitness





Carrier Software
 1-800-646-5152
 info@CarrierSoftware.com

CONFIDENTIAL - Intended for use by Amerigo Insurance Agency - Date: 12/9/2025
KAHLON ENTERPRISE INC - DOT# 3802044 / MC1368882

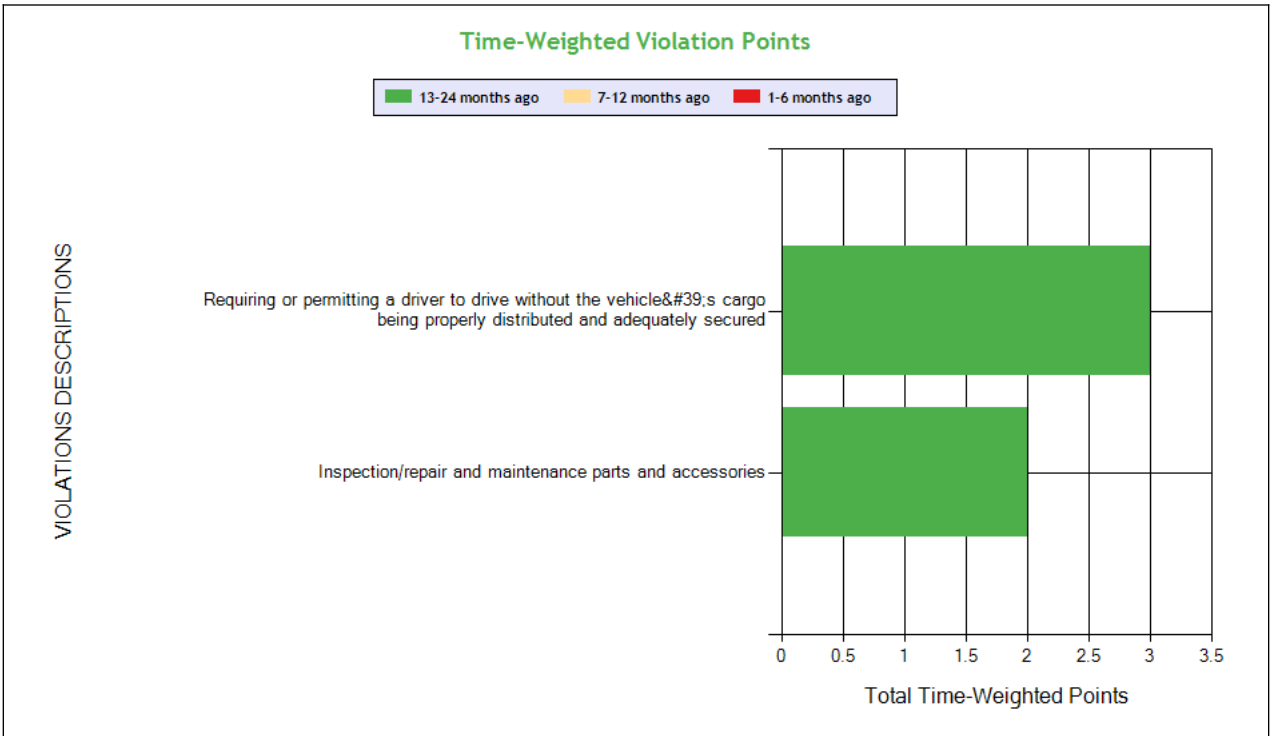
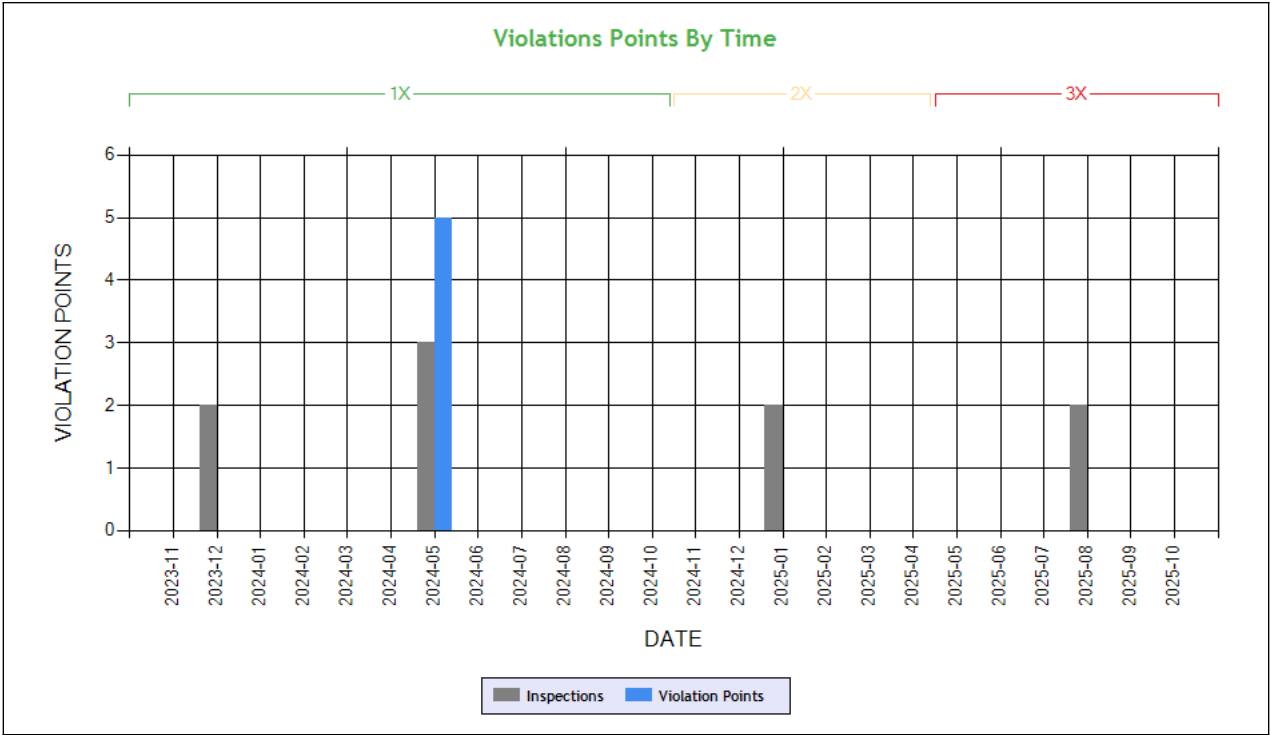
See the Excel file for the complete analysis

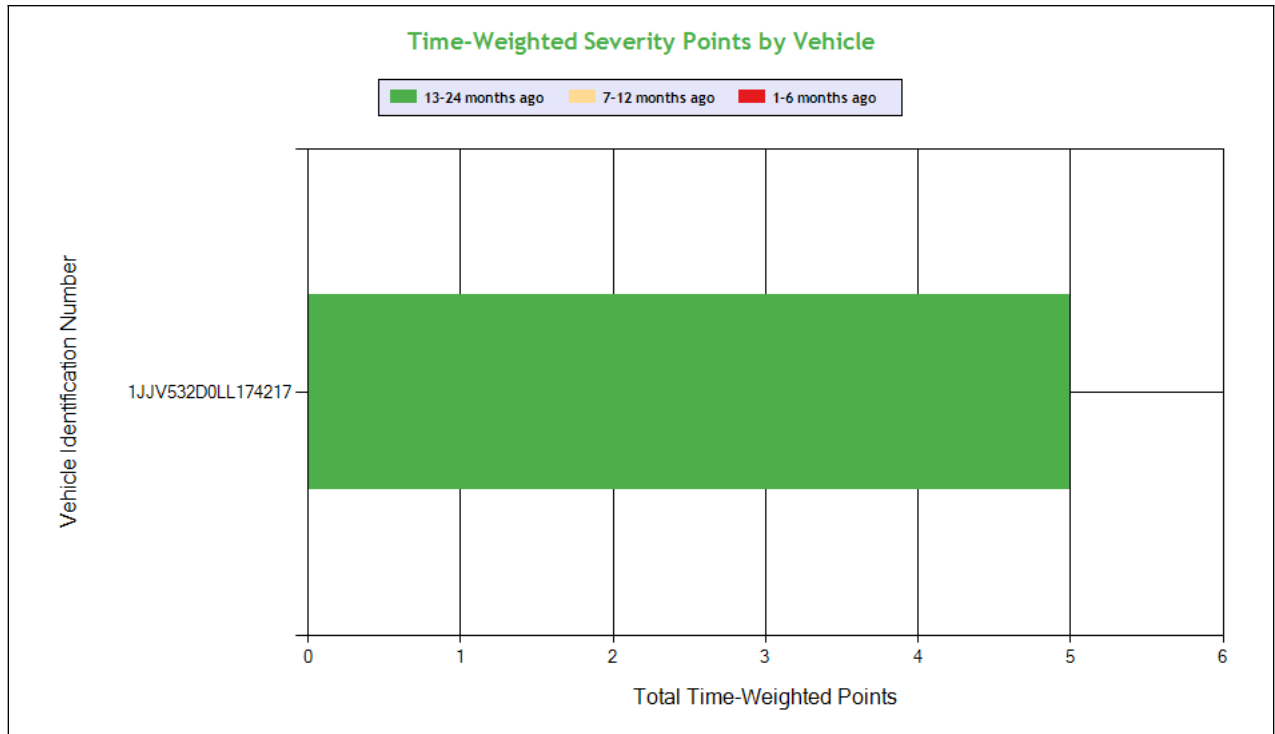
Violations is in (1-6/7-12/13-24mo)

Shaded = Out Of Service Violation			
Violation Group			License-related: High
Violation Description	Total Time-weighted Points by VIN	% of Total Time-weighted Points by VIN	No tank vehicle endorsement on CDL
Driver Resp			Yes
Total Time-weighted Points			10
% Total Time-Wt Pts			100
1FUJGLD54GLHB7671	10	100	10 (0/0/1)



Vehicle Maintenance





Carrier Software
 1-800-646-5152
 info@CarrierSoftware.com

CONFIDENTIAL - Intended for use by Amerigo Insurance Agency - Date: 12/9/2025

KAHLON ENTERPRISE INC - DOT# 3802044 / MC1368882

See the Excel file for the complete analysis

Violations is in (1-6/7-12/13-24mo)

Shaded = Out Of Service Violation				
Violation Group			General Securement	Wheels, Studs, Clamps, Etc.
Violation Description	Total Time-weighted Points by VIN	% of Total Time-weighted Points by VIN	Requiring or permitting a driver to drive without the vehicle's cargo being properly distributed and adequately secured	Inspection/repair and maintenance parts and accessories
Driver Resp			Yes	No
Total Time-weighted Points			3	2
% Total Time-Wt Pts			60.0	40.0
1JJV532D0LL174217	5	100	3 (0/0/1)	2 (0/0/1)

COLOR CODED CRASH TABLE [ToC](#)

No crashes have been reported by the DOT on this Motor Carrier

INSPECTIONS WITH SHARED EQUIPMENT:

No Data



LEGEND

Vehicle Information

Inspection for DOT # being analyzed

Inspection for Different DOT #

Crash Information for specific VIN

INSPECTION DETAILS for ALL Inspections

PDF shows the first 100 Power Unit & Trailer VINs with most recent inspections using data from the last 4 years

POWER UNIT Inspections Section

VIN: 3AKJHHDR4NSND4038				Unit: Truck Tractor		Year: 2022	Make: FREIGHTLINER	
Crash Report No.	DOT	Date	State	Fatalities	Injuries	Tow Away	Vehicles Involved	
CA2802401058	3516907	09/19/2024	CA	0	0	Yes	2	
DOT No: 3802044		Docket No: MC1368882		Name: KAHLON ENTERPRISE INC			Interstate: Yes	
Date	Unit License	Unit Lic State	Violation Unit	Violation Description		Severity	OOS	Citation
11/19/2025	ZP59233	CA	-	-		-	-	-
08/18/2025	ZP59233	CA	-	-		-	-	-
08/07/2025	ZP59233	CA	-	-		-	-	-
DOT No: 3516907		Docket No: MC1165935		Name: LEGAL TRUCKING INC			Interstate: Yes	
Date	Unit License	Unit Lic State	Violation Unit	Violation Description		Severity	OOS	Citation
07/29/2024	YP71344	CA	-	-		-	-	-
09/08/2023	YP25280	CA	-	-		-	-	-
09/07/2023	YP25280	CA	D	392.2C - Failure to obey traffic control device		5	No	9551693
01/09/2023	YP25280	CA	-	-		-	-	-
12/19/2022	YP25280	CA	D	395.24C2II - Driver failed to manually add the trailer number		1	No	-
12/19/2022	YP25280	CA	D	395.24C2III - Driver failed to manually add shipping document number		1	No	-
11/09/2022	YP25280	CA	-	-		-	-	-
08/12/2022	YP25280	CA	-	-		-	-	-
05/21/2022	YP25280	CA	D	392.2SLLS3 - State/Local Laws - Speeding 11-14 miles per hour over the speed limit		7	No	-

VIN: 1FUJGLD54GLHB7671				Unit: Truck Tractor		Year: 2016	Make: FREIGHTLINER	
Crash Report No.	DOT	Date	State	Fatalities	Injuries	Tow Away	Vehicles Involved	
ID16C4305430	2340857	06/15/2016	ID	0	0	Yes	1	
DOT No: 3802044		Docket No: MC1368882		Name: KAHLON ENTERPRISE INC			Interstate: Yes	
Date	Unit License	Unit Lic State	Violation Unit	Violation Description		Severity	OOS	Citation
01/21/2025	YP21098	CA	-	-		-	-	-
01/16/2025	YP21098	CA	-	-		-	-	-
05/30/2024	YP21098	CA	-	-		-	-	-
05/21/2024	YP21098	CA	1	392.2 - Operating a commercial motor vehicle not in accordance with the laws, ordinances, and regulations of the jurisdiction in which it is being operated - Unsafe Driving		0	No	-
05/21/2024	YP21098	CA	D	383.93B3 - No tank vehicle endorsement on CDL		8	Yes	VERBAL
05/21/2024	YP21098	CA	D	395.3A3PROP - Driving beyond 11 hour driving limit in a 14 hour period. (Property Carrying Vehicle)		7	No	-
05/21/2024	YP21098	CA	-	-		-	-	-
12/13/2023	YP21098	CA	-	-		-	-	-
12/06/2023	YP21098	CA	-	-		-	-	-
09/07/2023	YP21098	CA	-	-		-	-	-
07/12/2023	YP21098	CA	D	395.24D - Eld Cannot Transfer Eld Records Electronically		0	No	-
DOT No: 2857419		Docket No: MC956698		Name: L D H TRANSPORT LLC			Interstate: Yes	



Date	Unit License	Unit Lic State	Violation Unit	Violation Description	Severity	OOS	Citation
10/11/2022	YP21098	CA	-	-	-	-	-
07/12/2022	YP21098	CA	-	-	-	-	-
04/11/2022	YP21098	CA	-	-	-	-	-
11/15/2021	YP21098	CA	-	-	-	-	-
09/19/2021	YP21098	CA	D	395.22H1 - Driver failing to maintain ELD user's manual	1	No	
09/19/2021	YP21098	CA	D	395.8E - False report of drivers record of duty status	7	No	
08/23/2021	4QHQ128	CA	1	396.3A1BL - Brake system pressure loss	4	No	
08/23/2021	XP56636	CA	-	-	-	-	-
07/27/2021	XP56636	CA	-	-	-	-	-
01/15/2021	XP56636	CA	-	-	-	-	-
01/03/2021	XP56636	CA	-	-	-	-	-
10/28/2020	XP56636	CA	-	-	-	-	-
06/10/2020	XP56636	CA	-	-	-	-	-
02/07/2020	XP56636	CA	-	-	-	-	-
01/30/2020	XP56636	CA	D	395.24D - Eld Cannot Transfer Eld Records Electronically	0	No	
01/30/2020	XP56636	CA	D	395.8A - Failing to require driver to make a record of duty status	5	Yes	
10/07/2019	XP56636	CA	-	-	-	-	-
DOT No: 2340857		Docket No: MC836510		Name: TIMEX INC		Interstate: Yes	
Date	Unit License	Unit Lic State	Violation Unit	Violation Description	Severity	OOS	Citation
05/31/2019	WP59728	CA	-	-	-	-	-
08/01/2018	WP59728	CA	-	-	-	-	-
07/04/2018	WP59728	CA	-	-	-	-	-
06/12/2018	WP59728	CA	-	-	-	-	-
06/07/2018	WP59728	CA	-	-	-	-	-
03/09/2018	WP59728	CA	D	395.22A - Operating with a device that is not registered with FMCSA	5	No	
02/28/2018	WP59728	CA	-	-	-	-	-
09/21/2017	WP59728	CA	-	-	-	-	-
07/26/2017	WP59728	CA	D	392.2 - Operating a commercial motor vehicle not in accordance with the laws, ordinances, and regulations of the jurisdiction in which it is being operated - Unsafe Driving	0	No	
07/24/2017	WP59728	CA	D	395.3A3II - Requiring or permitting a property-carrying commercial motor vehicle driver to drive if more than 8 hours have passed since the end of the driver's last off-duty or sleeper-berth period of at least 30 minutes	7	No	
07/12/2017	WP59728	CA	-	-	-	-	-
04/06/2017	WP59728	CA	-	-	-	-	-
12/30/2016	WP59728	CA	-	-	-	-	-
11/03/2016	WP59728	CA	-	-	-	-	-
09/14/2016	WP59728	CA	-	-	-	-	-
05/27/2016	WP59728	CA	1	392.2SLLEWA2 - State/Local Laws - Excessive Weight - 2501-5000 Lbs Over On An Axle/Axle Groups.	0	No	BW97730
04/20/2016	WP59728	CA	D	395.3A2PROP - Driving beyond 14 hour duty period (Property carrying vehicle)	7	No	
04/20/2016	WP59728	CA	D	395.3A3II - Requiring or permitting a property-carrying commercial motor vehicle driver to drive if more than 8 hours have passed since the end of the driver's last off-duty or sleeper-berth period of at least 30 minutes	7	No	
03/02/2016	WP59728	CA	D	395.3A3PROP - Driving beyond 11 hour driving limit in a 14 hour period. (Property Carrying Vehicle)	7	Yes	VERBAL

TRAILER Inspections Section

VIN: 3AKJHHDR4NSND4038		Unit: Truck Tractor		Year: 2022	Make: FREIGHTLINER		
Crash Report No.	DOT	Date	State	Fatalities	Injuries	Tow Away	Vehicles Involved
CA2802401058	3516907	09/19/2024	CA	0	0	Yes	2
DOT No: 3802044		Docket No: MC1368882		Name: KAHOLON ENTERPRISE INC		Interstate: Yes	



Date	Unit License	Unit Lic State	Violation Unit	Violation Description	Severity	OOS	Citation
11/19/2025	ZP59233	CA	-	-	-	-	-
08/18/2025	ZP59233	CA	-	-	-	-	-
08/07/2025	ZP59233	CA	-	-	-	-	-
DOT No: 3516907		Docket No: MC1165935		Name: LEGAL TRUCKING INC		Interstate: Yes	
Date	Unit License	Unit Lic State	Violation Unit	Violation Description	Severity	OOS	Citation
07/29/2024	YP71344	CA	-	-	-	-	-
09/08/2023	YP25280	CA	-	-	-	-	-
09/07/2023	YP25280	CA	D	392.2C - Failure to obey traffic control device	5	No	9551693
01/09/2023	YP25280	CA	-	-	-	-	-
12/19/2022	YP25280	CA	D	395.24C2II - Driver failed to manually add the trailer number	1	No	
12/19/2022	YP25280	CA	D	395.24C2III - Driver failed to manually add shipping document number	1	No	
11/09/2022	YP25280	CA	-	-	-	-	-
08/12/2022	YP25280	CA	-	-	-	-	-
05/21/2022	YP25280	CA	D	392.2SLLS3 - State/Local Laws - Speeding 11-14 miles per hour over the speed limit	7	No	

VIN: 1FUJGLD54GLHB7671		Unit: Truck Tractor		Year: 2016		Make: FREIGHTLINER	
Crash Report No.	DOT	Date	State	Fatalities	Injuries	Tow Away	Vehicles Involved
ID16C4305430	2340857	06/15/2016	ID	0	0	Yes	1
DOT No: 3802044		Docket No: MC1368882		Name: KAHLON ENTERPRISE INC		Interstate: Yes	
Date	Unit License	Unit Lic State	Violation Unit	Violation Description	Severity	OOS	Citation
01/21/2025	YP21098	CA	-	-	-	-	-
01/16/2025	YP21098	CA	-	-	-	-	-
05/30/2024	YP21098	CA	-	-	-	-	-
05/21/2024	YP21098	CA	1	392.2 - Operating a commercial motor vehicle not in accordance with the laws, ordinances, and regulations of the jurisdiction in which it is being operated - Unsafe Driving	0	No	
05/21/2024	YP21098	CA	D	383.93B3 - No tank vehicle endorsement on CDL	8	Yes	VERBAL
05/21/2024	YP21098	CA	D	395.3A3PROP - Driving beyond 11 hour driving limit in a 14 hour period. (Property Carrying Vehicle)	7	No	
05/21/2024	YP21098	CA	-	-	-	-	-
12/13/2023	YP21098	CA	-	-	-	-	-
12/06/2023	YP21098	CA	-	-	-	-	-
09/07/2023	YP21098	CA	-	-	-	-	-
07/12/2023	YP21098	CA	D	395.24D - Eld Cannot Transfer Eld Records Electronically	0	No	
DOT No: 2857419		Docket No: MC956698		Name: L D H TRANSPORT LLC		Interstate: Yes	
Date	Unit License	Unit Lic State	Violation Unit	Violation Description	Severity	OOS	Citation
10/11/2022	YP21098	CA	-	-	-	-	-
07/12/2022	YP21098	CA	-	-	-	-	-
04/11/2022	YP21098	CA	-	-	-	-	-
11/15/2021	YP21098	CA	-	-	-	-	-
09/19/2021	YP21098	CA	D	395.22H1 - Driver failing to maintain ELD user's manual	1	No	
09/19/2021	YP21098	CA	D	395.8E - False report of drivers record of duty status	7	No	
08/23/2021	4QHQ128	CA	1	396.3A1BL - Brake system pressure loss	4	No	
08/23/2021	XP56636	CA	-	-	-	-	-
07/27/2021	XP56636	CA	-	-	-	-	-
01/15/2021	XP56636	CA	-	-	-	-	-
01/03/2021	XP56636	CA	-	-	-	-	-
10/28/2020	XP56636	CA	-	-	-	-	-
06/10/2020	XP56636	CA	-	-	-	-	-
02/07/2020	XP56636	CA	-	-	-	-	-
01/30/2020	XP56636	CA	D	395.24D - Eld Cannot Transfer Eld Records Electronically	0	No	
01/30/2020	XP56636	CA	D	395.8A - Failing to require driver to make a record of duty status	5	Yes	
10/07/2019	XP56636	CA	-	-	-	-	-
DOT No: 2340857		Docket No: MC836510		Name: TIMEX INC		Interstate: Yes	



Date	Unit License	Unit Lic State	Violation Unit	Violation Description	Severity	OOS	Citation
05/31/2019	WP59728	CA	-	-	-	-	-
08/01/2018	WP59728	CA	-	-	-	-	-
07/04/2018	WP59728	CA	-	-	-	-	-
06/12/2018	WP59728	CA	-	-	-	-	-
06/07/2018	WP59728	CA	-	-	-	-	-
03/09/2018	WP59728	CA	D	395.22A - Operating with a device that is not registered with FMCSA	5	No	
02/28/2018	WP59728	CA	-	-	-	-	-
09/21/2017	WP59728	CA	-	-	-	-	-
07/26/2017	WP59728	CA	D	392.2 - Operating a commercial motor vehicle not in accordance with the laws, ordinances, and regulations of the jurisdiction in which it is being operated - Unsafe Driving	0	No	
07/24/2017	WP59728	CA	D	395.3A3II - Requiring or permitting a property-carrying commercial motor vehicle driver to drive if more than 8 hours have passed since the end of the driver's last off-duty or sleeper-berth period of at least 30 minutes	7	No	
07/12/2017	WP59728	CA	-	-	-	-	-
04/06/2017	WP59728	CA	-	-	-	-	-
12/30/2016	WP59728	CA	-	-	-	-	-
11/03/2016	WP59728	CA	-	-	-	-	-
09/14/2016	WP59728	CA	-	-	-	-	-
05/27/2016	WP59728	CA	1	392.2SLEWA2 - State/Local Laws - Excessive Weight - 2501-5000 Lbs Over On An Axle/Axle Groups.	0	No	BW97730
04/20/2016	WP59728	CA	D	395.3A2PROP - Driving beyond 14 hour duty period (Property carrying vehicle)	7	No	
04/20/2016	WP59728	CA	D	395.3A3II - Requiring or permitting a property-carrying commercial motor vehicle driver to drive if more than 8 hours have passed since the end of the driver's last off-duty or sleeper-berth period of at least 30 minutes	7	No	
03/02/2016	WP59728	CA	D	395.3A3PROP - Driving beyond 11 hour driving limit in a 14 hour period. (Property Carrying Vehicle)	7	Yes	VERBAL

Inspection Summary By Month (based on inspections from the last 4 years) ToC						
Year-Month	Number of Inspections	Number of Power Units	Total Violations	Total OOS Inspections	Total Severity Points	Number of Crashes
2025-11	1	1	0	0	0	0
2025-08	2	2	0	0	0	0
2025-01	2	2	0	0	0	0
2024-05	3	3	5	1	18	0
2023-12	2	2	0	0	0	0
2023-09	1	1	0	0	0	0
2023-07	1	1	1	0	0	0

Note: The most recent month's counts may not include all the inspections for that month.

VIN Inspection Violation Details ToC									
# of VINs: 2 # of Insp: 5 Severity Weight: 36 Avg. Weight/VIN: 7.2 (based on inspections in the last 4 years, showing top 50 VINs inspected most recently)									
VIN 1FUJGLD54GLHB7671		# of Inspections: 3		Total Severity: 18		Percentage of Total: 50.00%		Avg. Weight Per Inspection: 6.0	
Inspection Date	Inspection ID	Inspection State	Location Description	Total Severity	# of Violations	Shipper Name	Inspection Level	Post Accident	Out of Service
05/30/2024	81760342	CA	COTTONWOOD IF	2	1		1	No	No
BASIC		Unit Type		Severity		Description		Out of Service	
Vehicle Maintenance		Truck Tractor		2		396.3A1:Inspection/repair and maintenance parts and access		No	
Inspection Date	Inspection ID	Inspection State	Location Description	Total Severity	# of Violations	Shipper Name	Inspection Level	Post Accident	Out of Service
05/21/2024	81707728	CA	COTTONWOOD IF	16	4		1	No	Yes
BASIC		Unit Type		Severity		Description		Out of Service	
Driver Fitness		Truck Tractor		8		383.93B3:No tank vehicle endorsement on CDL		Yes	
Hours-Of-Servicce Compliance		Truck Tractor		7		395.3A3PROP:Driving beyond 11 hour driving limit in a 14 hour		No	
Vehicle Maintenance		Truck Tractor		1		392.9A1:Requiring or permitting a driver to drive without		Yes	



Unsafe Driving		Truck Tractor		0		392.2:Operating a commercial motor vehicle not in accord		No	
Inspection Date	Inspection ID	Inspection State	Location Description	Total Severity	# of Violations	Shipper Name	Inspection Level	Post Accident	Out of Service
07/12/2023	79138048	OR	BOOTH RANCH SB-2 M N MYRTLE CR	0	1	SIERRA PACIFIC INDUSTRIES	3	No	No
BASIC		Unit Type		Severity		Description		Out of Service	
		Truck Tractor		0		395.24D:Eld Cannot Transfer Eld Records Electronically		No	
VIN 1JJV532D0LL174217		# of Inspections: 2		Total Severity: 18		Percentage of Total: 50.00%		Avg. Weight Per Inspection: 9.0	
Inspection Date	Inspection ID	Inspection State	Location Description	Total Severity	# of Violations	Shipper Name	Inspection Level	Post Accident	Out of Service
05/30/2024	81760342	CA	COTTONWOOD IF	2	1		1	No	No
BASIC		Unit Type		Severity		Description		Out of Service	
Vehicle Maintenance		Semi Trailer		2		396.3A1:Inspection/repair and maintenance parts and access		No	
Inspection Date	Inspection ID	Inspection State	Location Description	Total Severity	# of Violations	Shipper Name	Inspection Level	Post Accident	Out of Service
05/21/2024	81707728	CA	COTTONWOOD IF	16	3		1	No	Yes
BASIC		Unit Type		Severity		Description		Out of Service	
Driver Fitness		Semi Trailer		8		383.93B3:No tank vehicle endorsement on CDL		Yes	
Hours-Of-Service Compliance		Semi Trailer		7		395.3A3PROP:Driving beyond 11 hour driving limit in a 14 hour		No	
Vehicle Maintenance		Semi Trailer		1		392.9A1:Requiring or permitting a driver to drive without		Yes	

Inspection History ToC							
Inspection Date	Report Number	Report State	PU VIN	TR VIN	Severity Weight	Time Weight	
11/19/2025	NFLB000380	CA	3AKJHHDR4NSND4038 - Truck Tractor	1JJV532D0LL174217 - Semi Trailer		3	
08/18/2025	AW43320178	OR	3AKJHHDR4NSND4038 - Truck Tractor	1JJV532D0LL174217 - Semi Trailer		3	
08/07/2025	NFEF000571	CA	3AKJHHDR4NSND4038 - Truck Tractor	1JJV532D0LL174217 - Semi Trailer		3	
01/21/2025	NFFX000142	CA	1FUJGLD54GLHB7671 - Truck Tractor	1JJV532D0LL174217 - Semi Trailer		2	
01/16/2025	AP40300229	OR	1FUJGLD54GLHB7671 - Truck Tractor	1JJV532D0LL174217 - Semi Trailer		2	
05/30/2024	N91G005242	CA	1FUJGLD54GLHB7671 - Truck Tractor	1JJV532D0LL174217 - Semi Trailer		1	
Trailer Violation - Vehicle Maintenance Violation: 396.3A1 - Inspection/repair and maintenance parts and accessories					2		
05/21/2024	NEKW002186	CA	1FUJGLD54GLHB7671 - Truck Tractor	1JJV532D0LL174217 - Semi Trailer		1	
Power Unit Violation - OOS Driver Fitness Violation: 383.93B3 - No tank vehicle endorsement on CDL					8		
Power Unit Violation - Unsafe Driving Violation: 392.2 - Operating Vehicle In Violation Of Local/State Laws					0		
Trailer Violation - OOS Vehicle Maintenance Violation: 392.9A1 - Failing to secure cargo					1		
Power Unit Violation - Hours-Of-Service (HOS) Compliance Violation: 395.3A3PROP - Driving beyond 11 hour driving limit in a 14 hour period. (Property Carrying Vehicle)					7		
05/21/2024	UDL9002893	CA	1FUJGLD54GLHB7671 - Truck Tractor			1	
12/13/2023	AADS004179	OR	1FUJGLD54GLHB7671 - Truck Tractor	1JJV532D0LL174217 - Semi Trailer		1	
12/06/2023	NECK001401	CA	1FUJGLD54GLHB7671 - Truck Tractor	1JJV532D0LL174217 - Semi Trailer		1	
09/07/2023	NC0J004905	CA	1FUJGLD54GLHB7671 - Truck Tractor	3H3V532K6NJ143129 - Semi Trailer		0	
07/12/2023	AASE010541	OR	1FUJGLD54GLHB7671 - Truck Tractor	- Semi Trailer		0	
Power Unit Violation - State/Local Laws Violation: 395.24D - Eld Cannot Transfer Eld Records Electronically					0		
Only the first 20 inspections are shown. See the live report for more data.							

Crash Hot Spots ToC					
State	Level 1 (lowest crash frequency)	Level 2	Level 3	Level 4	Level 5 (highest crash frequency)
California	1	0	6	0	0



Oregon	0	3	0	0	0
Total	1	3	6	0	0
Company Level: 3					

Equipment and Driver Details ToC						
	Equipment (Owned/Leased/Trip)			Driver Details		
MCS-150 Date	Tractors	Straight Trucks	Trailers	CDL's	Interstate	Intrastate
04/28/2025	1/0/0	0/0/0	1/0/0	1	1	0
04/24/2024	1/0/0	0/0/0	1/0/0	1	1	0
04/14/2023	1/0/0	0/0/0	0/0/0	1	1	0
01/18/2022	0/0/0	0/0/0	0/0/0	0	0	0

Chameleon ToC
Something went wrong while generating Chameleon