



Table of Contents

1. Overview	2. BASIC Scores History
3. BASIC Measures	4. KPI: BASIC Measures by Cargo Group
5. Estimated ISS Score	6. Investigation Results
7. Penalties History	8. Acute Critical Violations
9. Red Flag Violation Details	10. DOT Registration Information
11. DOT MCS-150 History	12. Crash Summary
13. Inspection Summary	14. KPI: Inspection Viol OOS Rates by Cargo Group
15. FHWA Registration Information	16. FHWA Insurance Information
17. FHWA Authorities	18. Severe Violations
19. Violation Report	20. Violation Summary
21. Violation Enforcement Chronology	22. Inspection Violations & OOS Counts
23. Radius Of Operation	24. Inspection & Crash Locations
25. Cargo Hot Spots	26. Inspection Violations & OOS Chronology
27. Percent of Insp & Crash by State	28. VIN Insp Summary by State
29. Violations By Unit Type	30. Equipment Ownership
31. Equipment Details	32. Vehicle Age
33. States of Power Unit Registrations	34. Equipment Acquisitions
35. Driver Details	36. Shared VIN Summary
37. Shipper Table	38. Safety Summary
39. Safety Details	40. Crash Detail Color Coded
41. Inspections with Shared Equipment	42. Inspection Tabular Details
43. Inspection Summary By Month	44. VIN Inspection Violation Details
45. Inspection History	46. Crash Hot Spots
47. DOT MCS-150 History Equipment and Driver Details	48. Chameleon



Business Address

8960 AQUA MARINE CT
ELK GROVE, CA
95758

Contact Info

(510)-556-7753

GKIRAT307@GMAIL.COM

FHWA Address

8960 AQUA MARINE CT
ELK GROVE, CA, 95758
Phone: (510)-556-7753

Mailing Address

8960 AQUA MARINE CT
ELK GROVE, CA
95758-5666

Overview [ToC](#)

Operating Status: AUTHORIZED FOR Property
2 other companies viewed this DOT in the past two months
Crash/PU ratio: 0.0%
Clean Inspection ratio: 62.5%

Estimated BASIC Scores (as of 5/31/2025)

	Unsafe Driving	Hours of Service	Driver Fitness	Controlled Sub. and Alcohol	Vehicle Maintenance	HM Compliance	Crash
Relative Scores	0% ⬇️	0% ⬇️	0% ○	0% ○	0% ⬆️	0% ○	0% ○
Alert Status	No	No	No	No	No	No	No



Estimated Inspection Selection System (ISS) Score: 3
Category: Pass

BASIC Scores History - Unsafe Driving [ToC](#)

There are no Scores for this BASIC



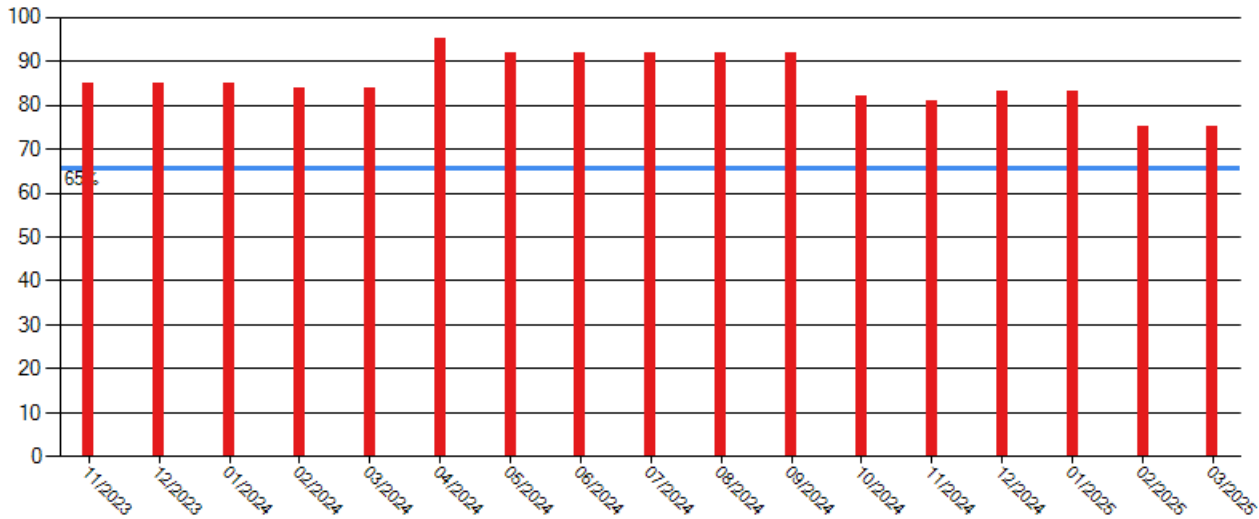
BASIC Scores History - Hours of Service [ToC](#)

Alert - Above Threshold

**Alert - Compliance Review
Viol. in Past 12 Mo.**

Within 10 pts of Threshold

Below Threshold



BASIC Scores History - Driver Fitness [ToC](#)

There are no Scores for this BASIC

BASIC Scores History - Controlled Substance [ToC](#)

There are no Scores for this BASIC

BASIC Scores History - Vehicle Maintenance [ToC](#)

There are no Scores for this BASIC

BASIC Scores History - Crash [ToC](#)

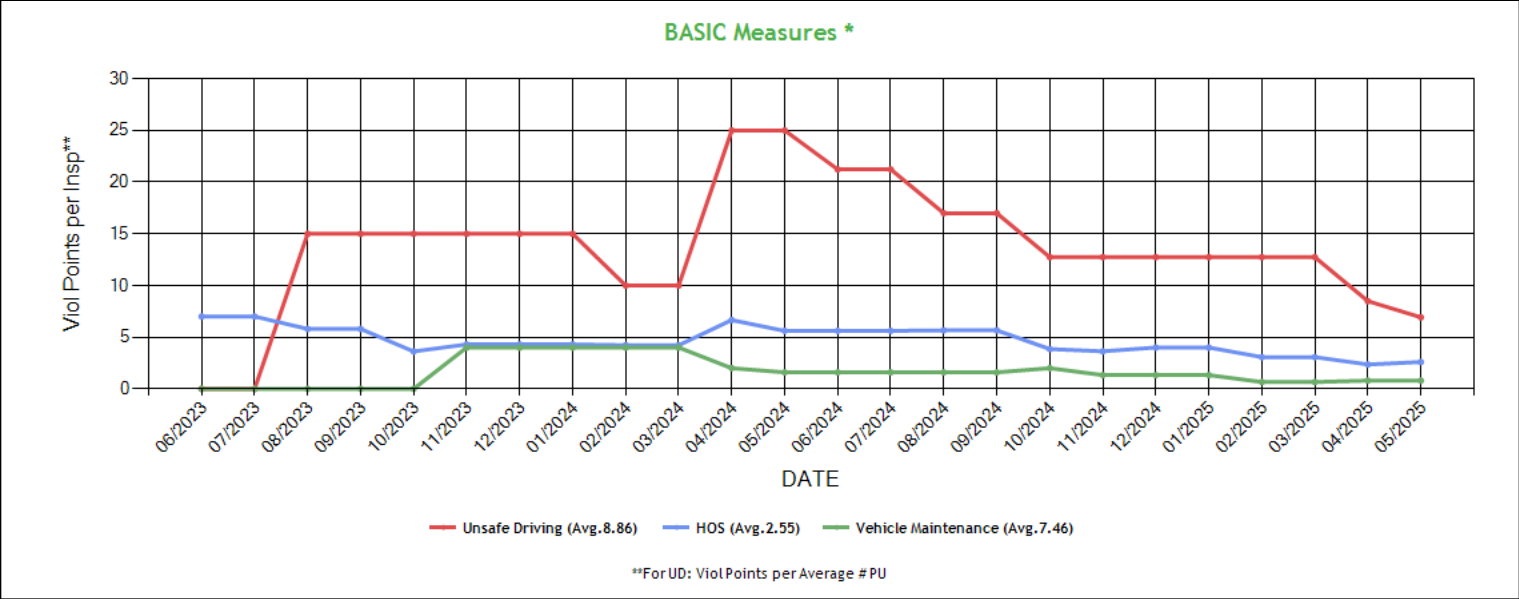
There are no Scores for this BASIC

BASIC Scores History - Hazmat [ToC](#)

There are no Scores for this BASIC



BASIC Measures: Violation Points per Inspection Trends **ToC**



* BASIC Measures are the absolute SMS scores that are compared within each Safety Event Group to determine the BASIC Score percentiles. Averages based on fleets with 1-5 power units.



BASIC Measures * - Table ToC

UD-Unsafe Driving, HOS-Hours of Service, DF-Driver Fitness, CS-Controlled Substances, VM-Vehicle Maintenance

Date	UD Measure	UD AC	UD with Viol	HOS Measure	HOS AC	HOS with Viol	DF Measure	DF AC	DF with Viol	CS Measure	CS AC	CS with Viol	VM Measure	VM AC	VM with Viol
05/2025	6.92	N	2	2.60	N	3	0.00	N	0	0.00	N	0	0.80	N	1
04/2025	8.49	N	2	2.36	N	3	0.00	N	0	0.00	N	0	0.80	N	1
03/2025	12.74	N	2	3.07	N	3	0.00	N	0	0.00	N	0	0.66	N	1
02/2025	12.74	N	2	3.07	N	3	0.00	N	0	0.00	N	0	0.66	N	1
01/2025	12.74	N	2	4.00	N	3	0.00	N	0	0.00	N	0	1.33	N	1
12/2024	12.74	N	2	4.00	N	3	0.00	N	0	0.00	N	0	1.33	N	1
11/2024	12.74	N	2	3.63	N	3	0.00	N	0	0.00	N	0	1.33	N	1
10/2024	12.74	N	2	3.85	N	4	0.00	N	0	0.00	N	0	2.00	N	1
09/2024	16.99	N	2	5.66	N	4	0.00	N	0	0.00	N	0	1.60	N	1
08/2024	16.99	N	2	5.66	N	4	0.00	N	0	0.00	N	0	1.60	N	1
07/2024	21.23	N	2	5.61	N	4	0.00	N	0	0.00	N	0	1.60	N	1
06/2024	21.23	N	2	5.61	N	4	0.00	N	0	0.00	N	0	1.60	N	1
05/2024	25.00	N	2	5.61	N	4	0.00	N	0	0.00	N	0	1.60	N	1
04/2024	25.00	N	2	6.66	N	4	0.00	N	0	0.00	N	0	2.00	N	1
03/2024	10.00	N	1	4.22	N	3	0.00	N	0	0.00	N	0	4.00	N	1
02/2024	10.00	N	1	4.22	N	3	0.00	N	0	0.00	N	0	4.00	N	1
01/2024	15.00	N	1	4.30	N	3	0.00	N	0	0.00	N	0	4.00	N	1
12/2023	15.00	N	1	4.30	N	3	0.00	N	0	0.00	N	0	4.00	N	1
11/2023	15.00	N	1	4.30	N	3	0.00	N	0	0.00	N	0	4.00	N	1
10/2023	15.00	N	1	3.62	N	2	0.00	N	0	0.00	N	0	0.00	N	0
09/2023	15.00	N	1	5.80	N	2	0.00	N	0	0.00	N	0	0.00	N	0
08/2023	15.00	N	1	5.80	N	2	0.00	N	0	0.00	N	0	0.00	N	0
07/2023	0.00	N	0	7.00	N	1	0.00	N	0	0.00	N	0	0.00	N	0
06/2023	0.00	N	0	7.00	N	1	0.00	N	0	0.00	N	0	0.00	N	0
05/2023	0.00	N	0	7.00	N	1	0.00	N	0	0.00	N	0	0.00	N	0
04/2023	0.00	N	0	7.00	N	1	0.00	N	0	0.00	N	0	0.00	N	0
03/2023	0.00	N	0	7.00	N	1	0.00	N	0	0.00	N	0	0.00	N	0
02/2023	0.00	N	0	7.00	N	1	0.00	N	0	0.00	N	0	0.00	N	0
01/2023	0.00	N	0	7.00	N	1	0.00	N	0	0.00	N	0	0.00	N	0
12/2022	0.00	N	0	7.00	N	1	0.00	N	0	0.00	N	0	0.00	N	0
11/2022	0.00	N	0	7.00	N	1	0.00	N	0	0.00	N	0	0.00	N	0
10/2022	0.00	N	0	0.00	N	0	0.00	N	0	0.00	N	0	0.00	N	0
09/2022	0.00	N	0	0.00	N	0	0.00	N	0	0.00	N	0	0.00	N	0
08/2022	0.00	N	0	0.00	N	0	0.00	N	0	0.00	N	0	0.00	N	0
07/2022	0.00	N	0	0.00	N	0	0.00	N	0	0.00	N	0	0.00	N	0
06/2022	0.00	N	0	0.00	N	0	0.00	N	0	0.00	N	0	0.00	N	0

* BASIC Measures are the absolute SMS scores that are compared within each Safety Event Group to determine the BASIC Score percentiles.

KPI: BASIC Measures by Fleet Size and Cargo Group ToC

Fleet Size: 1-5 PUs

	Unsafe Driving		Hours of Service		Driver Fitness		Controlled Substance		Vehicle Maintenance		HM Compliance		Crash	
Cargo Group (Companies)	Avg.	Comp. to Avg.	Avg.	Comp. to Avg.	Avg.	Comp. to Avg.	Avg.	Comp. to Avg.	Avg.	Comp. to Avg.	Avg.	Comp. to Avg.	Avg.	Comp. to Avg.
General Freight (486941)	0.78	Worse	0.22	Worse	0.20	Better	0.01	Better	1.87	Better	0.01	Better	0.06	Better
KIRAT TRUCKLINE INC	6.92		2.60		0.00		0.00		0.80		0.00		0.00	

Estimated ISS Score: 3 Pass ToC About the Inspection Selection System



Estimated ISS Score History - Table ToC

Date	Estimated ISS Score	Recommendation	Algorithm
06/06/2025	3	Pass	Safety Algorithm
04/25/2025	3	Pass	Safety Algorithm
03/28/2025	76	Inspect	Safety Algorithm
02/28/2025	76	Inspect	Safety Algorithm
01/31/2025	77	Inspect	Safety Algorithm
12/27/2024	77	Inspect	Safety Algorithm
11/29/2024	77	Inspect	Safety Algorithm
10/25/2024	77	Inspect	Safety Algorithm
09/27/2024	79	Inspect	Safety Algorithm
08/30/2024	79	Inspect	Safety Algorithm
07/26/2024	79	Inspect	Safety Algorithm
06/28/2024	79	Inspect	Safety Algorithm
05/31/2024	79	Inspect	Safety Algorithm
04/26/2024	80	Inspect	Safety Algorithm
03/29/2024	77	Inspect	Safety Algorithm
02/23/2024	77	Inspect	Safety Algorithm
01/26/2024	78	Inspect	Safety Algorithm
12/29/2023	78	Inspect	Safety Algorithm
11/24/2023	78	Inspect	Safety Algorithm
10/27/2023	3	Pass	Safety Algorithm
09/29/2023	74	Optional Inspect	Insufficient Data Algorithm
08/25/2023	74	Optional Inspect	Insufficient Data Algorithm
07/28/2023	68	Optional Inspect	Insufficient Data Algorithm
06/30/2023	68	Optional Inspect	Insufficient Data Algorithm
05/26/2023	68	Optional Inspect	Insufficient Data Algorithm
04/28/2023	68	Optional Inspect	Insufficient Data Algorithm
03/31/2023	66	Optional Inspect	Insufficient Data Algorithm
02/24/2023	67	Optional Inspect	Insufficient Data Algorithm
01/27/2023	67	Optional Inspect	Insufficient Data Algorithm
12/30/2022	67	Optional Inspect	Insufficient Data Algorithm
11/25/2022	66	Optional Inspect	Insufficient Data Algorithm
10/28/2022	63	Optional Inspect	Insufficient Data Algorithm
09/30/2022	63	Optional Inspect	Insufficient Data Algorithm
08/26/2022	64	Optional Inspect	Insufficient Data Algorithm
07/29/2022	64	Optional Inspect	Insufficient Data Algorithm
06/24/2022	63	Optional Inspect	Insufficient Data Algorithm

Investigation Results ToC

No Investigations reported on FMCSA website

Penalties History ToC

There is a problem with the Penalties data on FMCSA website.

Acute Critical Violations (Based on Investigations as per CSA Methodology Appendix A) ToC

No Data

No red flag violations in the last 24 months



DOT Registration Information: The following information on this specific DOT # is from the Federal DOT (as of Operating Authority

DOT Registration: 06/09/2022		Total Power Units: 1	Total Trucks: 1	Total Trailers: 1	Total Passenger Vehicles: 0
Status	Entity Type	Organization Type	Nation	Total Cars	Drivers / CDL Drivers
A	C	-	US	0	1* / 1
MCS-150 Date	Op Codes	Shipper Op Codes	Shipper HazMat Op Codes	Latest Review Type	Latest Review Document Number(Date)
05/12/2025	A				()
MCS-150 Mileage (Year)	Record Update Date	Transports Hazmats	DOT Census Date	Recordable Accident Rate	Preventable Accident Rate
139,320 (2024)	05/12/2025	N	06/09/2022	0%	0%
MCS-151 Mileage	Safety Rating (Date)	SEA Accident	SEA Driver	SEA Vehicle	SEA Management
0	None (None)	0%	0%	0%	0%
Classification Codes		Cargo Carried (per MCS-150)			
Authorized-For-Hire		General Freight, Beverages, Paper products			

DOT MCS-150 History ToC			(as of 05/19/2025 DOT census)						
Census Date	MCS-150 Date	MCS-150 Mileage	VMT Year	Power Units	Drivers	Trailers	Company Rep1	Company Rep2	Email
5/19/2025	5/12/2025	139320	2024	1	1	-	GURKIRAT SINGH		GKIRAT307@GMAIL.COM
5/9/2023	4/13/2023	33094	2022	1	2	1	GURKIRAT SINGH		GKIRAT307@GMAIL.COM
11/9/2022	11/2/2022	0		1	1	1	GURKIRAT SINGH		GKIRAT307@GMAIL.COM
9/9/2022	9/6/2022	0		1	1	1	GURKIRAT SINGH		GKIRAT307@GMAIL.COM
7/9/2022	6/9/2022	0		1	4	1	GURKIRAT SINGH		GKIRAT307@GMAIL.COM

Crash Summary Chart ToCCrashes Summary - Chart (based on all available crash data)

No Data

Crashes Summary - Table (based on all available crash data) ToC										
	TOTAL	Last 6 months	7-12 months	13-18 months	19-24 months	25-30 months	30-36 months	37-41 months	42-48 months	Over 49 months
Total Reportable	0	0	0	0	0	0	0	0	0	0
Fatalities	0	0	0	0	0	0	0	0	0	0
Injuries	0	0	0	0	0	0	0	0	0	0
Tow Away	0	0	0	0	0	0	0	0	0	0
With Citations	0	0	0	0	0	0	0	0	0	0
Federal Recordable	0	0	0	0	0	0	0	0	0	0
Preventable	0	0	0	0	0	0	0	0	0	0
Crash per Pwr Unit	-	0.0%	0.0%	0.0%	0.0%	0.0%	0.0%	0.0%	0.0%	-

Inspection Summary ToC			
The following inspection information is based on results for 24 months prior to: 07/13/2025. Please note that the total inspections number is not necessarily the total of the vehicle, driver and hazmat inspections, as one inspection may have included any combination of the below inspections.			
Overall	Vehicle	Driver	Hazmat
(Please note that the total inspections number is not necessarily the total of the vehicle, driver and hazmat inspections, as one inspection may have included any combination of the below inspections) Total Inspections: 8 Total Out of Service: 0 Out of Service: 0% National Average: 21.05% Difference: -21.05%	Total Inspections: 3 Total Out of Service: 0 Out of Service: 0.00% National Average: 25.3% Difference: -25.3%	Total Inspections: 7 Total Out of Service: 0 Out of Service: 0.00% National Average: 6.64% Difference: -6.64%	Total Inspections: 0 Total Out of Service: 0 Out of Service: 0.00% National Average: 2.63% Difference: -2.63%



KPI: Inspection Viol OOS Rates by Cargo Group ToC

Cargo Group	OVERALL		VEHICLE		DRIVER		HAZMAT	
	Average	Compared to Average	Average	Compared to Average	Average	Compared to Average	Average	Compared to Average
General Freight	28.86%	Better	25.15%	Better	12.71%	Better	0.17%	Better
KIRAT TRUCKLINE INC	0%		0%		0%		0%	

FHWA Registration Information: The following data on this Motor Carrier is from the Federal Hwy Administration (as of 8/26/2024)

Docket Number	DOT Number	Company Name	DBA Name	Address	City	State	Country	ZIP Code
MC1435684	3898875	KIRAT TRUCKLINE INC		8960 AQUA MARINE CT	ELK GROVE	CA	US	95758
Phone Number	Fax Number	Mail Address	Mail City	Mail State	Mail Contry	Mail ZIP Code	Mail Phone Number	Mail Fax Number
(510)-556-7753		8960 AQUA MARINE CT	ELK GROVE	CA	US	95758-5666		
Date of Last Change	Freight	Passenger	Household Goods	Active Authority	Pending Authority	Revocation Pending Authority		
8/26/2024	Y	N	N	/ Common /	/	/		

Insurance Required (as of 08/26/2024) ToC

Docket Number	Insurance Type	Insurance Required	Insurance on File
MC1435684	BIPD	\$750k	\$750k
MC1435684	Cargo	No	No
MC1435684	Bond	No	No

Active / Pending Insurance (as of 08/26/2024)

Docket Number	Form	Type	Insurance Carrier	Policy/Surety	Coverage From	Coverage To	Required	On File	Effective Date	Cancel Date
MC1435684	91X	BIPD/Primary	BENCHMARK INSURANCE COMPANY	FLCA-1926-03724	\$0k	\$750k	\$750k	\$750k	08/22/2024	-

Insurance History (as of 08/26/2024)

Docket Number	Form	Type	Insurance Carrier	Policy/Surety	Coverage From	Coverage To	Effective Date From	Effective Date To
MC1435684	91X	BIPD/Primary	BENCHMARK INSURANCE COMPANY	FLCA-1926-03696	\$0k	\$750k	08/22/2024	08/22/2024 Replaced
MC1435684	91X	BIPD/Primary	BENCHMARK INSURANCE COMPANY	FLCA-1926-03724	\$0k	\$750k	08/22/2024	08/22/2024 Replaced
MC1435684	91X	BIPD/Primary	GREAT WEST CASUALTY CO.	MCP87888A	\$0k	\$1000k	08/22/2022	09/26/2024 Cancelled
MC1435684	91X	BIPD/Primary	GREAT WEST CASUALTY CO.	MCP87888A	\$0k	\$1000k	08/22/2022	08/22/2024 Replaced



FHWA Authorities (as of 08/26/2024) ToC

Docket#	L&I Name	Active Authority	Inactive Authority	Pending Authority	Revocation Pending Authority	Freight	Passenger	Household Goods
MC1435684	KIRAT TRUCKLINE INC	Common /				Yes	No	No

Authority History (as of 08/26/2024)

Docket Number	Sub	Auth Type	Original Action	Disposition
MC1435684		COMMON	INVOLUNTARY REVOCATION 8/31/2022 12:00:00 AM	DISCONTINUED REVOCATION 9/6/2022 12:00:00 AM
MC1435684		COMMON	GRANTED 8/22/2022 12:00:00 AM	

Severe Violations (i.e. those with >= 8 points) - Chart ToC

No Data

Severe Violations (i.e. those with >= 8 points) - Table

No Data

Violation Report ToC

Inspection Date	Inspection State	BASIC	Violation Description	OOS	VIN	Severity Points
05/30/2024	OR	Vehicle Maintenance	396.17CPI - OPERATING A CMV WITHOUT DOCUMENTATION OF A PERIODIC INSPECTION.	No	3AKJHHDR9KSKJ0809	4
04/22/2024	WA	Hours-Of-Service	395.8EHOSPDOOS - HOS (PROPERTY) - DRIVER PRODUCES A FALSE RECORD OF DUTY STATUS WITH AN APPARENT ATTEMPT TO CONCEAL HOURS. EXPLAIN:	No	3AKJHHDR9KSKJ0809	7
04/22/2024	WA	Hours-Of-Service	395.3A1HOSPD - HOS (PROPERTY) - DRIVING MORE THAN 11 HOURS FOLLOWING 10 CONSECUTIVE HOURS OFF DUTY DURING THE CURRENT 8 CONSECUTIVE DAY PERIOD. DATE AND TIME:	No	3AKJHHDR9KSKJ0809	7
04/22/2024	WA	Unsafe Driving	392.2SLLTCD - STATE/LOCAL LAWS - FAILED TO OBEY A TRAFFIC CONTROL DEVICE - PERMANENT OR TEMPORARY - E.G. SAFETY OFFICIAL SIGNAL SIGN LIGHT LANE MARKING OTHER.	No	3AKJHHDR9KSKJ0809	5
11/13/2023	OR	Vehicle Maintenance	393.45PC - Brake Tubing and Hose Adequacy - Connections to Power Unit	No	3AKJGLD59GSHD7290	4
11/13/2023	OR	Hours-Of-Service	395.8E - False report of drivers record of duty status	No	3AKJGLD59GSHD7290	7
08/16/2023	CA	Unsafe Driving	392.2C - Failure to obey traffic control device	No	3AKJGLD59GSHD7290	5
08/16/2023	CA	Hours-Of-Service	395.8F01 - Drivers record of duty status not current	No	3AKJGLD59GSHD7290	5
11/21/2022	OR	Hours-Of-Service	395.8AELD - ELD - No record of duty status (ELD Required)	Yes	3AKJGLD59GSHD7290	5

No filters were applied when generating this report, see the live report for more options.

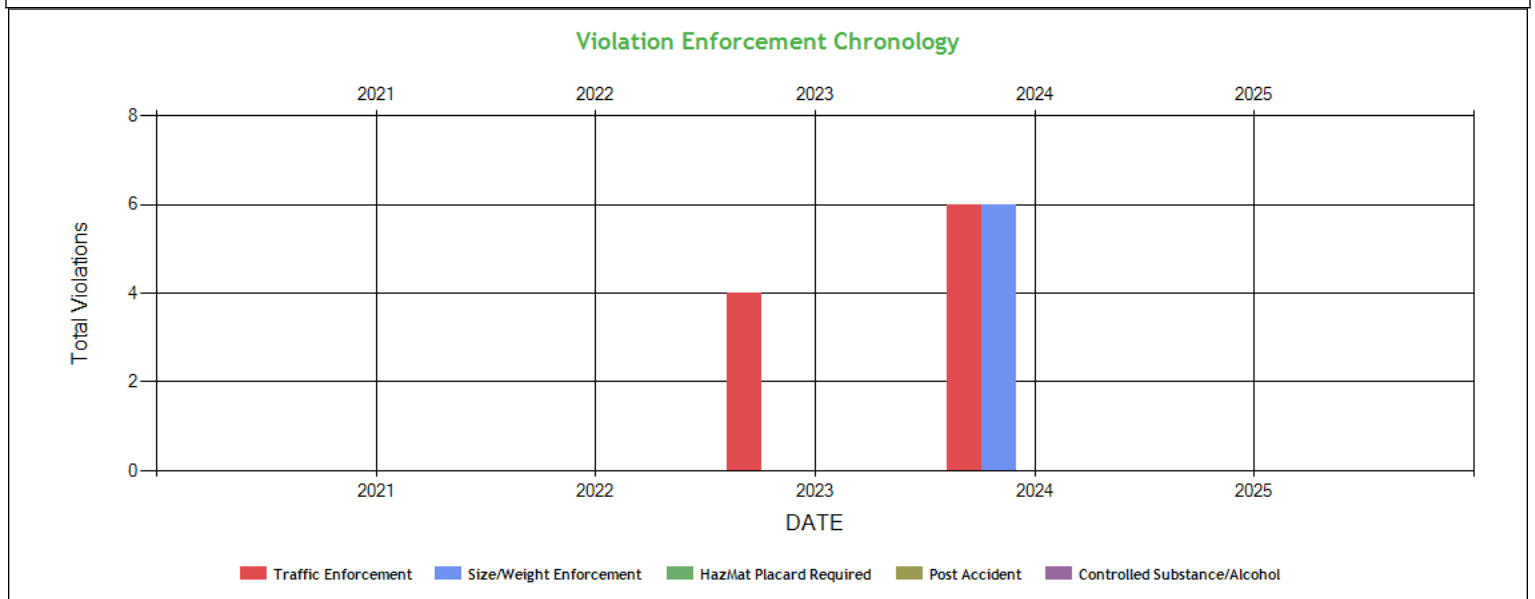


Violation Summary ToC

BASIC	Violation Group	Code	Description	# of Violations	# of OOS Violations	Severity Points
Hours-Of-Service (HOS) Compliance	False Log	395.8E	False report of drivers record of duty status	1	0	7
Hours-Of-Service (HOS) Compliance	False Log	395.8EHOSPDOOS	HOS (PROPERTY) - DRIVER PRODUCES A FALSE RECORD OF DUTY STATUS WITH AN APPARENT ATTEMPT TO CONCEAL HOURS. EXPLAIN:	1	0	7
Hours-Of-Service (HOS) Compliance	Hours	395.3A1HOSPD	HOS (PROPERTY) - DRIVING MORE THAN 11 HOURS FOLLOWING 10 CONSECUTIVE HOURS OFF DUTY DURING THE CURRENT 8 CONSECUTIVE DAY PERIOD. DATE AND TIME:	1	0	7
Unsafe Driving	Dangerous Driving	392.2SLLTCD	STATE/LOCAL LAWS - FAILED TO OBEY A TRAFFIC CONTROL DEVICE - PERMANENT OR TEMPORARY - E.G. SAFETY OFFICIAL SIGNAL SIGN LIGHT LANE MARKING OTHER.	1	0	5
Unsafe Driving	Dangerous Driving	392.2C	Failure to obey traffic control device	1	0	5
Hours-Of-Service (HOS) Compliance	Incomplete/Wrong Log	395.8F01	Drivers record of duty status not current	1	0	5
Vehicle Maintenance	Inspection Reports	396.17CPI	OPERATING A CMV WITHOUT DOCUMENTATION OF A PERIODIC INSPECTION.	1	0	4
Vehicle Maintenance	Brakes, All Others	393.45PC	Brake Tubing and Hose Adequacy - Connections to Power Unit	1	0	4

No filters were applied when generating this report, see the live report for more options.

Violation Enforcement Chronology - Chart ToC

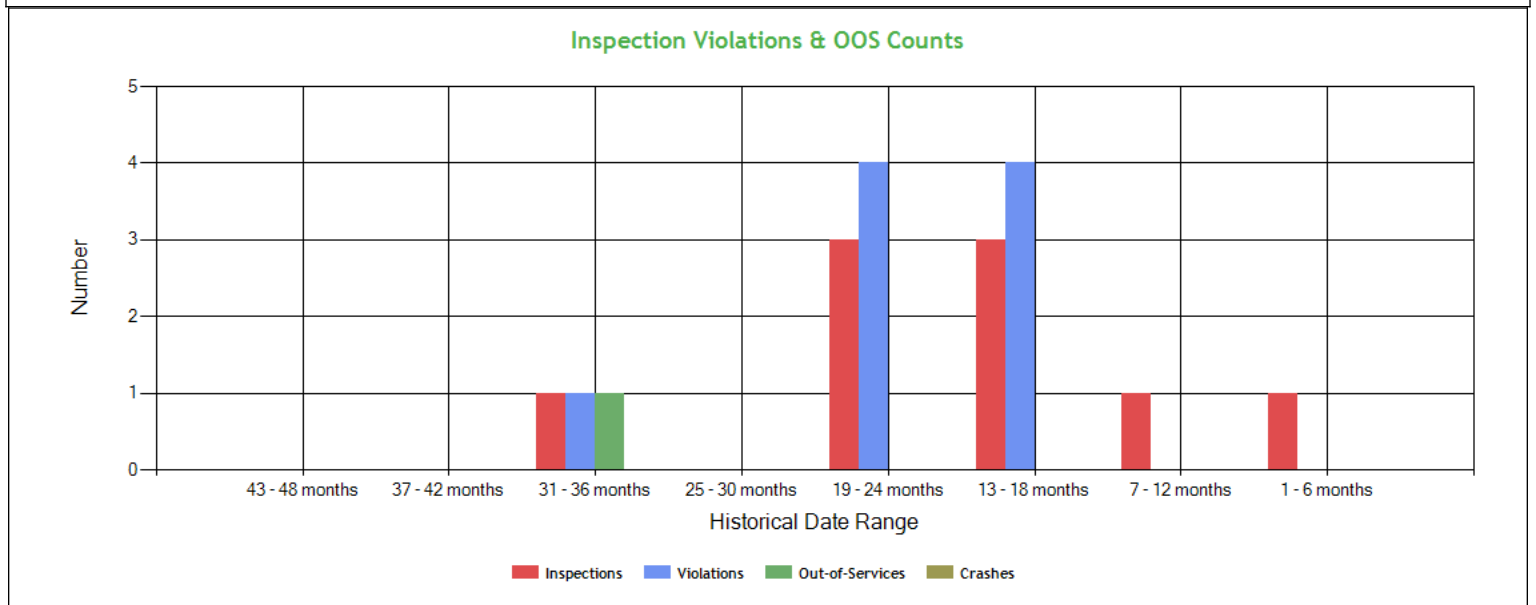




Violation Enforcement Chronology - Table ToC

	2021	2022	2023	2024	2025
Traffic Enforcement	0	0	4	6	0
Size/Weight Enforcement	0	0	0	6	0
HazMat Placard Required	0	0	0	0	0
Post Accident	0	0	0	0	0
Controlled Substance/Alcohol	0	0	0	0	0

Inspection Violations & OOS Counts - Chart ToC



Inspection Violations & OOS Counts - Table ToC

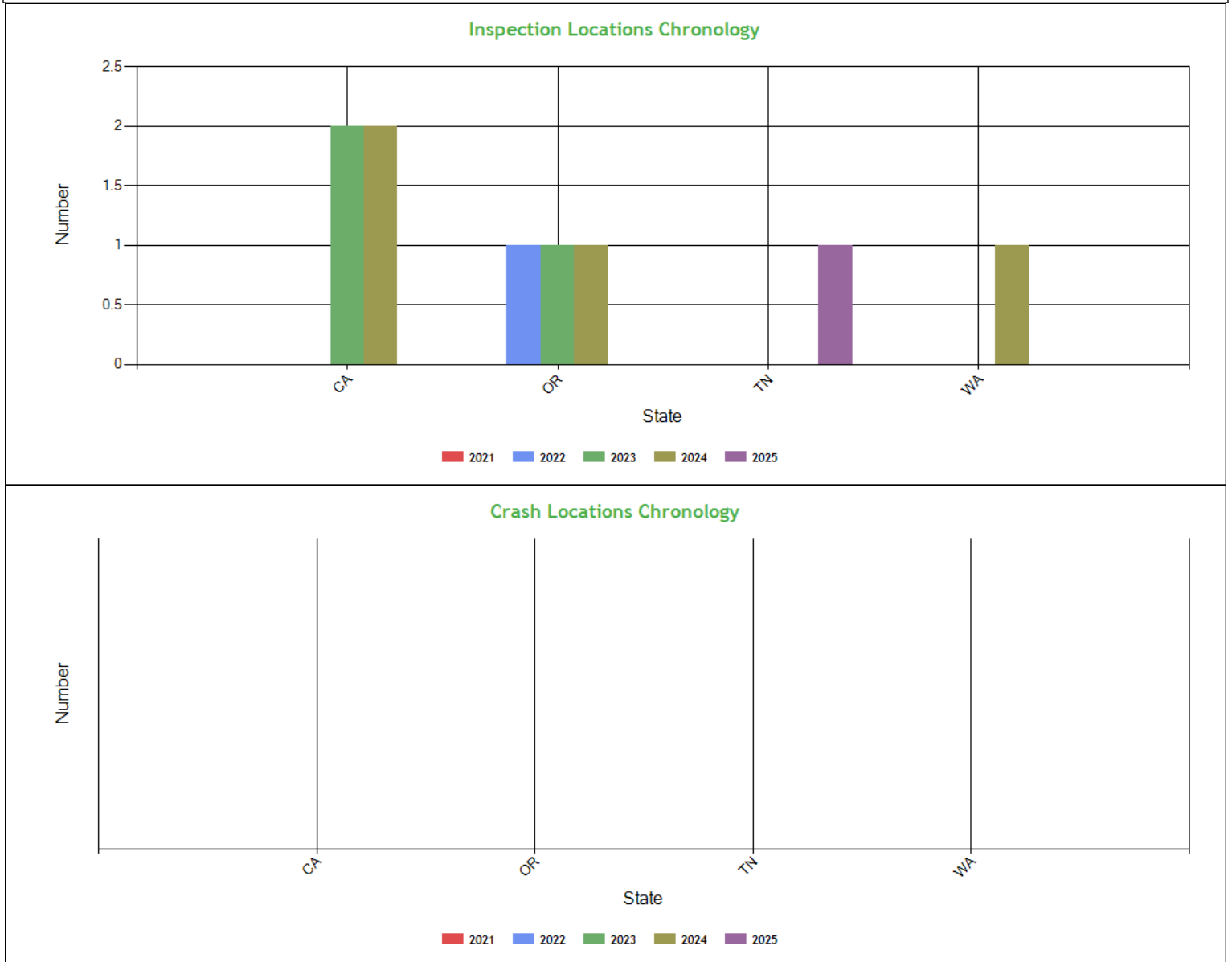
Date Range	Inspections	Violations	Out-of-Services	Crashes
TOTAL	9	9	1	0
1 - 6 months	1	0	0	0
7 - 12 months	1	0	0	0
13 - 18 months	3	4	0	0
19 - 24 months	3	4	0	0
25 - 30 months	0	0	0	0
31 - 36 months	1	1	1	0
37 - 42 months	0	0	0	0
43 - 48 months	0	0	0	0

Radius of Operation (based on Inspections and Crashes during the past 3 years) ToC

	Total	Drive between 0 and 50 miles radius	Drive between 51 and 200 miles radius	Drive between 201 and 300 miles radius	Drive between 301 and 400 miles radius	Drive between 401 and 500 miles radius	Drive between 501 and 600 miles radius	Drive beyond 600 miles radius
Power Units (i.e. unique VINs)	2	0	0	0	0	1	0	1
Percent	100%	0%	0%	0%	0%	50%	0%	50%



Inspection & Crash Locations - Chart [ToC](#)



Inspection & Crash Locations - Table [ToC](#)

State	Inspections					Violations					Out-of-Services					Crashes				
	2021	2022	2023	2024	2025	2021	2022	2023	2024	2025	2021	2022	2023	2024	2025	2021	2022	2023	2024	2025
TOTAL	0	1	3	4	1	0	1	4	4	0	0	1	0	0	0	0	0	0	0	0
CA	0	0	2	2	0	0	0	2	0	0	0	0	0	0	0	0	0	0	0	0
OR	0	1	1	1	0	0	1	2	1	0	0	1	0	0	0	0	0	0	0	0
TN	0	0	0	0	1	0	0	0	0	0	0	0	0	0	0	0	0	0	0	0
WA	0	0	0	1	0	0	0	0	3	0	0	0	0	0	0	0	0	0	0	0



Hot Spot Summary ToC

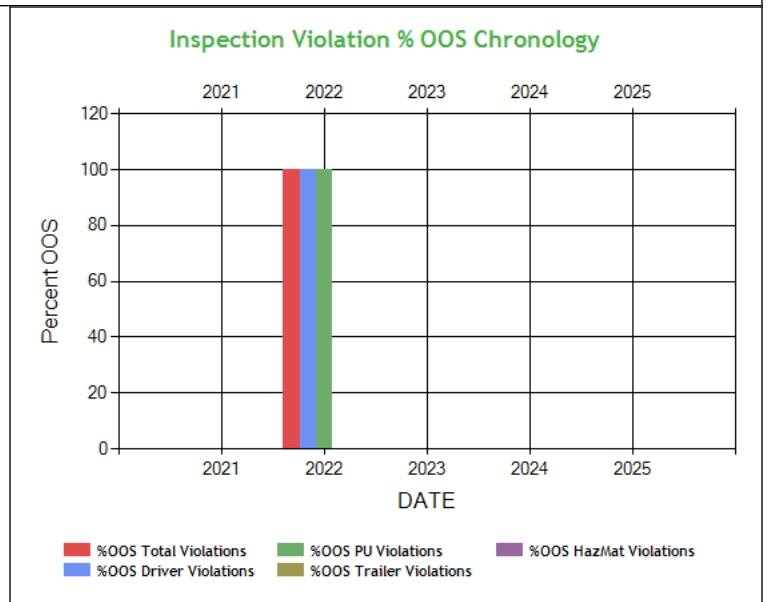
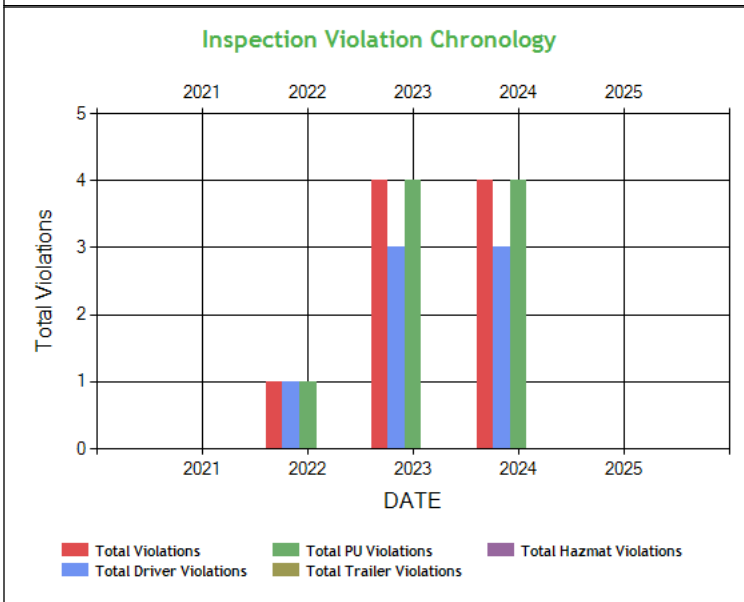
Year	Month	Level 5	Level 5 %	Level 4	Level 4 %	Level 3	Level 3 %	Level 2	Level 2 %	Level 1	Level 1 %	Level 0	Level 0 %	Levels 1 - 5	Levels 1 - 5 %
2025	February (Partial)	0	0.00%	0	0.00%	1	50.00%	0	0.00%	0	0.00%	0	0.00%	1	50.00%
2024	October	0	0.00%	0	0.00%	0	0.00%	1	50.00%	0	0.00%	0	0.00%	1	50.00%
Totals		0	0.00%	0	0.00%	1	50.00%	1	50.00%	0	0.00%	0	0.00%	2	100.00%

Hot Spot Analysis

State	County	Level	Count	Percentage
TN	Giles	3	1	50.00%
CA	Nevada	2	1	50.00%

Report generated using the last 12 full months of inspection data

Inspection Violation % OOS Chronology - Chart ToC

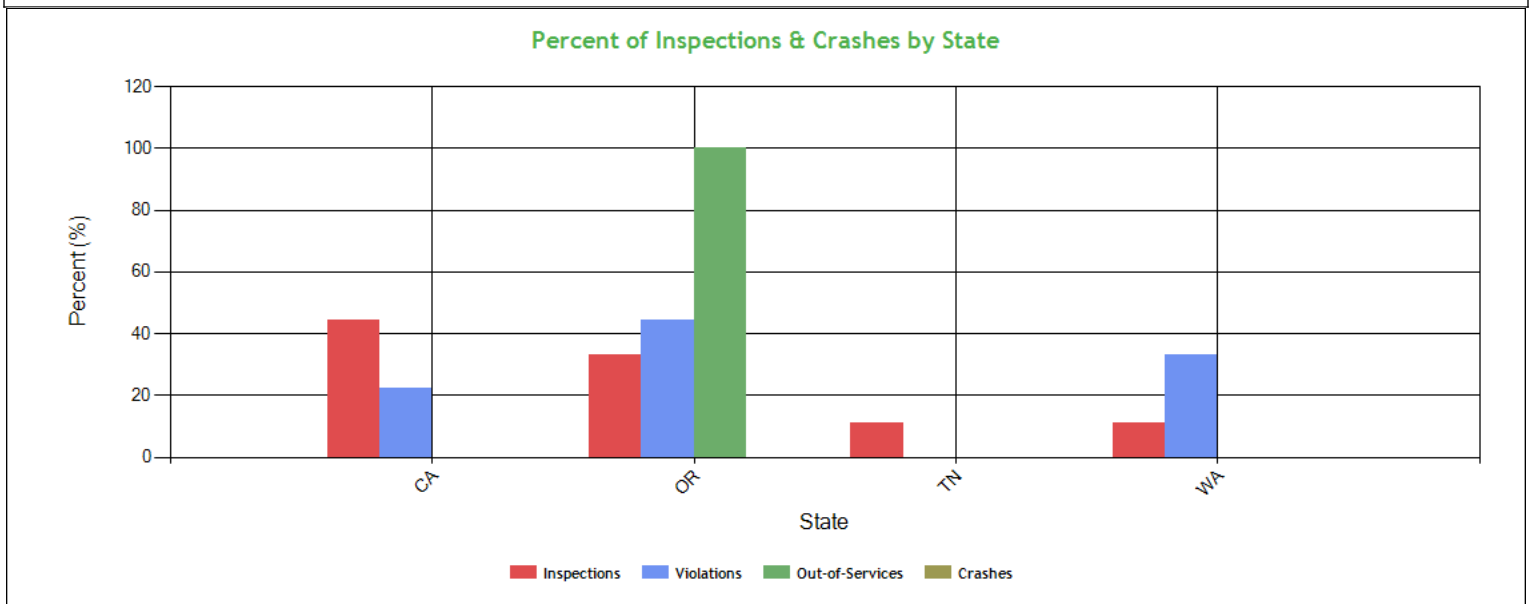


Inspection Violation % OOS Chronology - Table ToC

	2021	2022	2023	2024	2025
Total Violations	0	1	4	4	0
Total Out Of Services	0	1	0	0	0
%OOS Total Violations	0	100	0	0	0
Total Driver Violations	0	1	3	3	0
Total Driver Out Of Services	0	1	0	0	0
%OOS Driver Violations	0	100	0	0	0
Total PU Violations	0	1	4	4	0
Total PU Out Of Services	0	1	0	0	0
%OOS PU Violations	0	100	0	0	0
Total Trailer Violations	0	0	0	0	0
Total Trailer Out Of Services	0	0	0	0	0
%OOS Trailer Violations	0	0	0	0	0
Total Hazmat Violations	0	0	0	0	0
Total Hazmat Out Of Services	0	0	0	0	0
%OOS HazMat Violations	0	0	0	0	0



Percent of Insp & Crash by State - Chart ToC



Percent of Insp & Crash by State - Table (based on Inspection data from the last 4 years) ToC

State	Inspections		Violations		Out-of-Services		Crashes	
	Total	Percent	Total	Percent	Total	Percent	Total	Percent
	9	100	9	100	1	100	0	100
CA	4	44.4	2	22.2	0	0	0	0
OR	3	33.3	4	44.4	1	100	0	0
TN	1	11.1	0	0	0	0	0	0
WA	1	11.1	3	33.3	0	0	0	0

VIN Insp Summary by State (based on inspection from the last 2 years) ToC

VIN	Insp	Viol Pts	Counts in each State							
			CA		OR		TN		WA	
			Insp	Viol Pts	Insp	Viol Pts	Insp	Viol Pts	Insp	Viol Pts
TOTALS	15/ 69*	9/ 49**	4	10	3	20	1	0	1	19
3AKJHHR9KSKJ0809	5	23	2	0	1	4	1	0	1	19
3AKJGLD59GSHD7290	4	26	2	10	2	16	0	0	0	0
3H3V532CXLT385013	4	0	3	0	0	0	1	0	0	0

*<Total number of inspections for these 3 VIN(s)>/n<Total number of inspections for these 4 state(s)>

**<Total severity sum for these 3 VIN(s)>/n<Total severity sum for these 4 state(s)>

Violations By Unit Type ToC

# of Violations: 8 Total Severity: 44 based on inspections in the last 2 years			
Violation Unit: Driver	# of Violations: 6	Total Severity: 36	% of Total: 81.82%
Viol. Group: False Log	# of Violations: 2	Total Severity: 14	% of Total: 31.82%
Violation	Number of Occurrences	Viol. Severity	Total Severity
395.8E:False report of drivers record of duty status	1	7	7
395.8EHOSPD00S:HOS (PROPERTY) - DRIVER PRODUCES A FALSE RECORD OF	1	7	7
Viol. Group: Dangerous Driving	# of Violations: 2	Total Severity: 10	% of Total: 22.73%



392.2C:Failure to obey traffic control device	1	5	5
392.2SLLTCD:STATE/LOCAL LAWS - FAILED TO OBEY A TRAFFIC CONTRO	1	5	5
Viol. Group: Hours	# of Violations: 1	Total Severity: 7	% of Total: 15.91%
395.3A1HOSPD:HOS (PROPERTY) - DRIVING MORE THAN 11 HOURS FOLLOW	1	7	7
Viol. Group: Incomplete/Wrong Log	# of Violations: 1	Total Severity: 5	% of Total: 11.36%
395.8F01:Drivers record of duty status not current	1	5	5
Violation Unit: Power Unit	# of Violations: 2	Total Severity: 8	% of Total: 18.18%
Viol. Group: Inspection Reports	# of Violations: 1	Total Severity: 4	% of Total: 9.09%
Violation	Number of Occurrences	Viol. Severity	Total Severity
396.17CPI:OPERATING A CMV WITHOUT DOCUMENTATION OF A PERIODI	1	4	4
Viol. Group: Brakes All Others	# of Violations: 1	Total Severity: 4	% of Total: 9.09%
393.45PC:Brake Tubing and Hose Adequacy - Connections to Po	1	4	4

Equipment Ownership ToC Equipment Ownership (based on MCS-150 dated 5/12/2025)					
	Trucks	Tractors	Trailers	Motor Coaches	Vans
Owned	0	1	1	0	0
Term Leased	0	0	0	0	0
Trip Leased	0	0	0	0	0
Total No.	0	1	1	0	0

Equipment Details Power Units ToC									
VIN	Latest Insp Date	Year	Make	Model	Body Class	Body Type	Axles	Len	Fuel Type
3AKJHHDR9KS KJ0809	02/10/2025	2019	FREIGHTLINER	New Cascadia 126" Sleepercab	Truck-Tractor	-	-	-	Diesel
3AKJGLD59GS HD7290	11/13/2023	2016	FREIGHTLINER	Cascadia	Truck-Tractor	-	-	-	Diesel

Equipment Details Trailers									
VIN	Latest Insp Date	Year	Make	Model	Body Class	Body Type	Axles	Len	Fuel Type
3H3V532CXLT3 85013	02/10/2025	2020	HYUNDAI OF MEXICO	HYUNDAI TRANSLEAD	Trailer	Van Trailer	2	53	-
3H3V532C6LR0 49145	05/30/2024	2020	HYUNDAI OF MEXICO	HYUNDAI TRANSLEAD	Trailer	Van Trailer	2	53	-
1JJV532D6KL11 6448	08/16/2023	2019	WABASH NATIONAL	Dry Van Duraplate	Trailer	Van Trailer	2	53	-

Vehicle Age ToC				
Year	# Power Units	PU Percentage	# Trailers	Trailres Percentage
2020	0	0.00%	2	66.67%
2019	1	50.00%	1	33.33%
2016	1	50.00%	0	0.00%

Based on 24 months of inspection data, see the live report for more options

States of Power Unit Registrations ToC				
State	CA	OR	TN	WA
Number of Power Units	2	2	1	1



Equipment Acquisitions - Table ToC

	Power Units inspected for 1st time in past 12 months	Power Units inspected for 1st time in past 24 months	Power Units inspected during entire date range		Trailers inspected for 1st time in past 12 months	Trailers inspected for 1st time in past 24 months	Trailers inspected during entire date range
Unique VINs	1	2	2		1	3	3
Unique License Plates	1	2	2		1	3	3
License Plate States	1	1	1		1	2	2

Driver Details ToC Driver Details (based on MCS-150 dated 5/12/2025)

	Within 100 mi	Beyond 100 mi	TOTAL
# Drivers Interstate	0	1	1
# Drivers Intrastate	0	0	0
TOTAL	0	1	/

Avg. # Trip Lease Drivers/Mo: 0 # Drivers Grand Total: 1 # Drivers Commercially Licensed: 1

Shared VIN Summary ToC

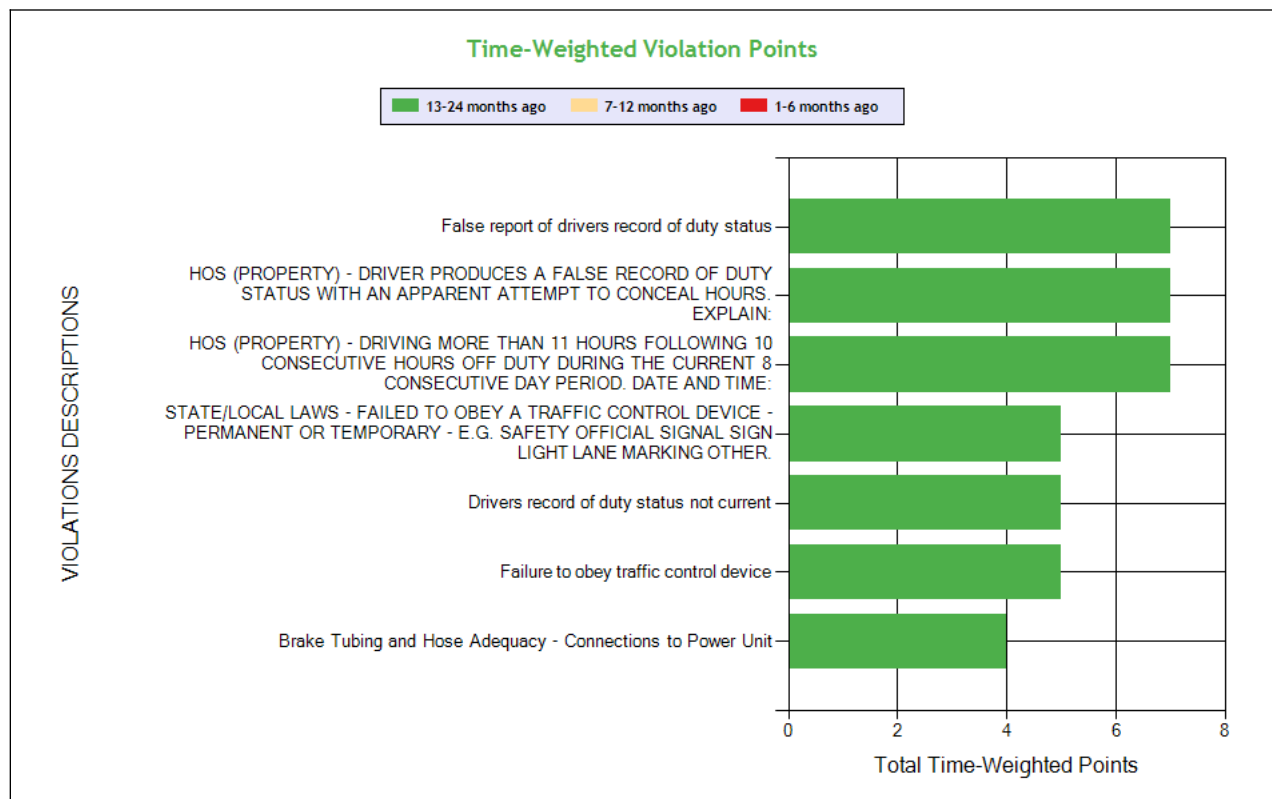
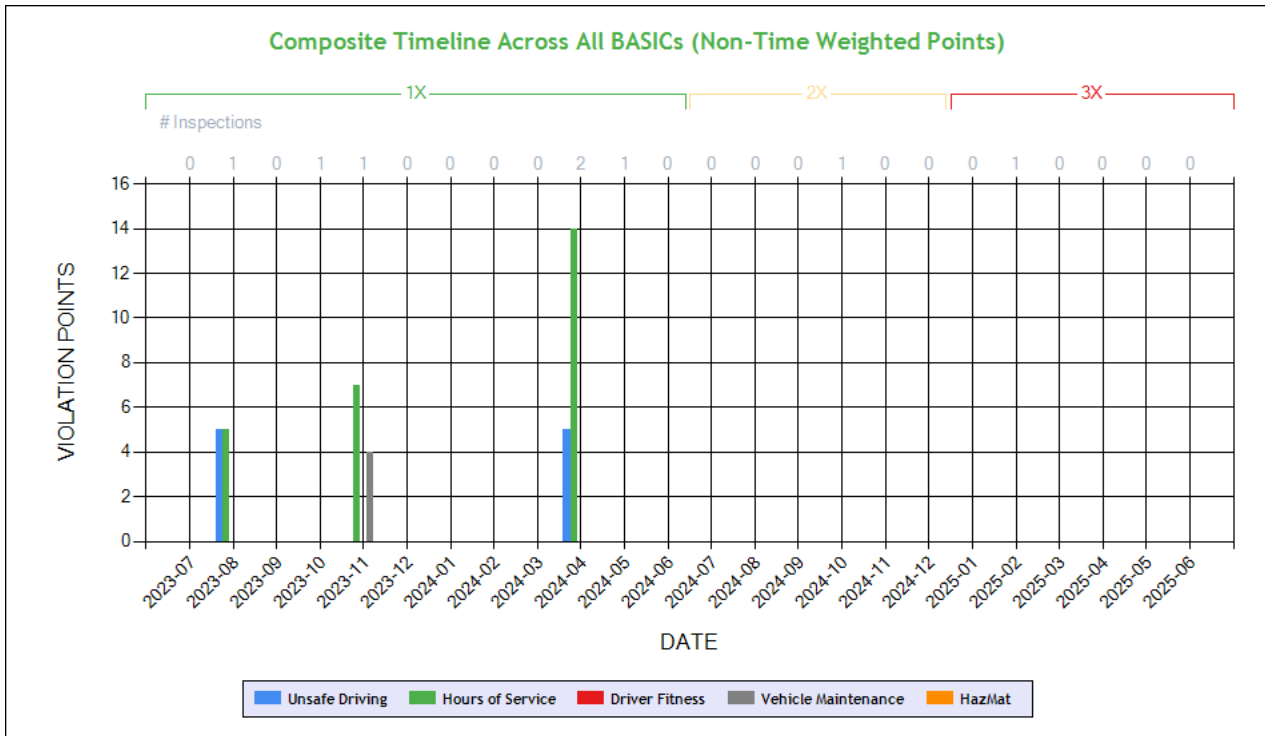
Dot No	Company Name	City	State	PU Owned	PU Leased	Trailers Owned	Trailers Leased	VIN	Unit Type	Most recent Insp Date
3029096	D DHALI WAL TRANS INC	YUBA CITY	CA	5	0	5	0	3H3V532CXLT385013	Trailer	11/2023

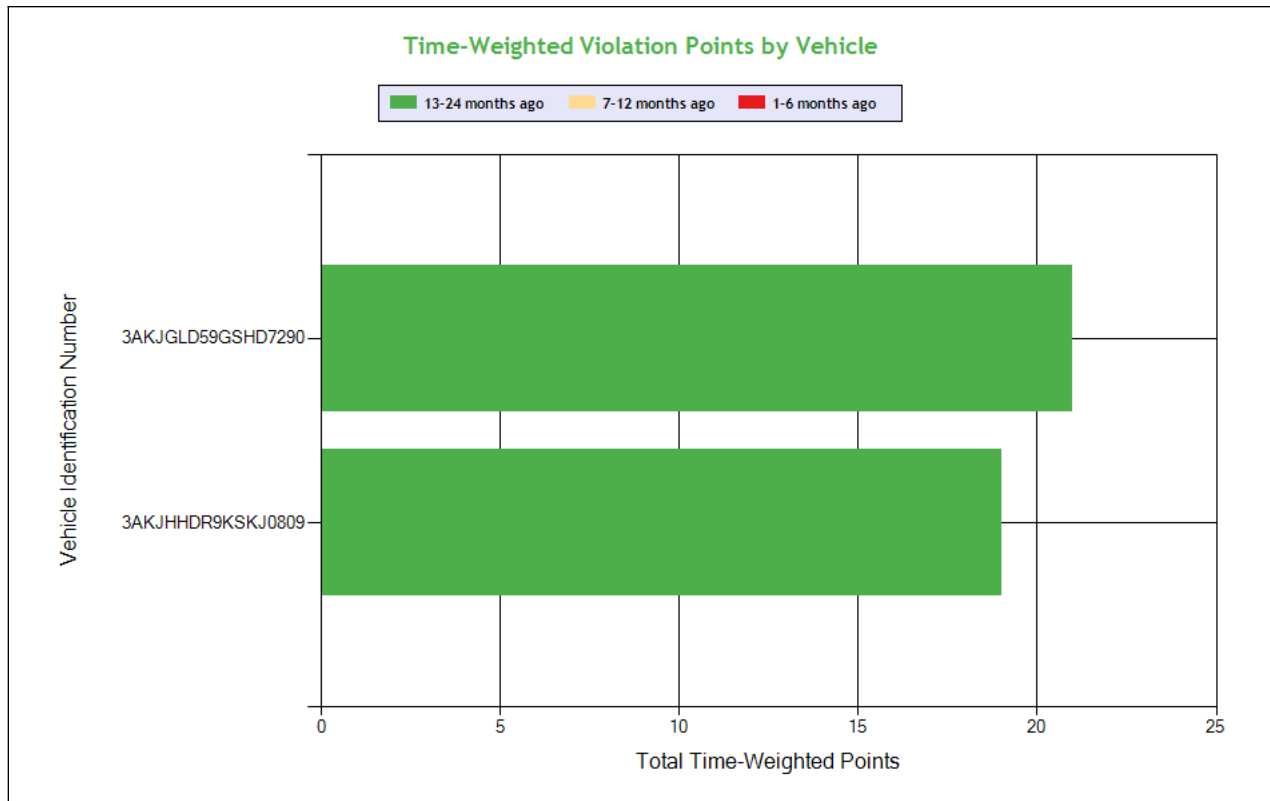
SHIPPERS DETAIL ToC based on Inspection results for the last 4 years

Shipper Name	Number of Inspections	Shipper Name	Number of Inspections
No Shipper listed	5	DIAMOND PET FOODS	1
FILTRATION GROUP	1	INTERFOR	1
SUGAR FOODS	1		



Carrier Underwriting Report Safety Summary ToC





See the Excel file for the complete analysis

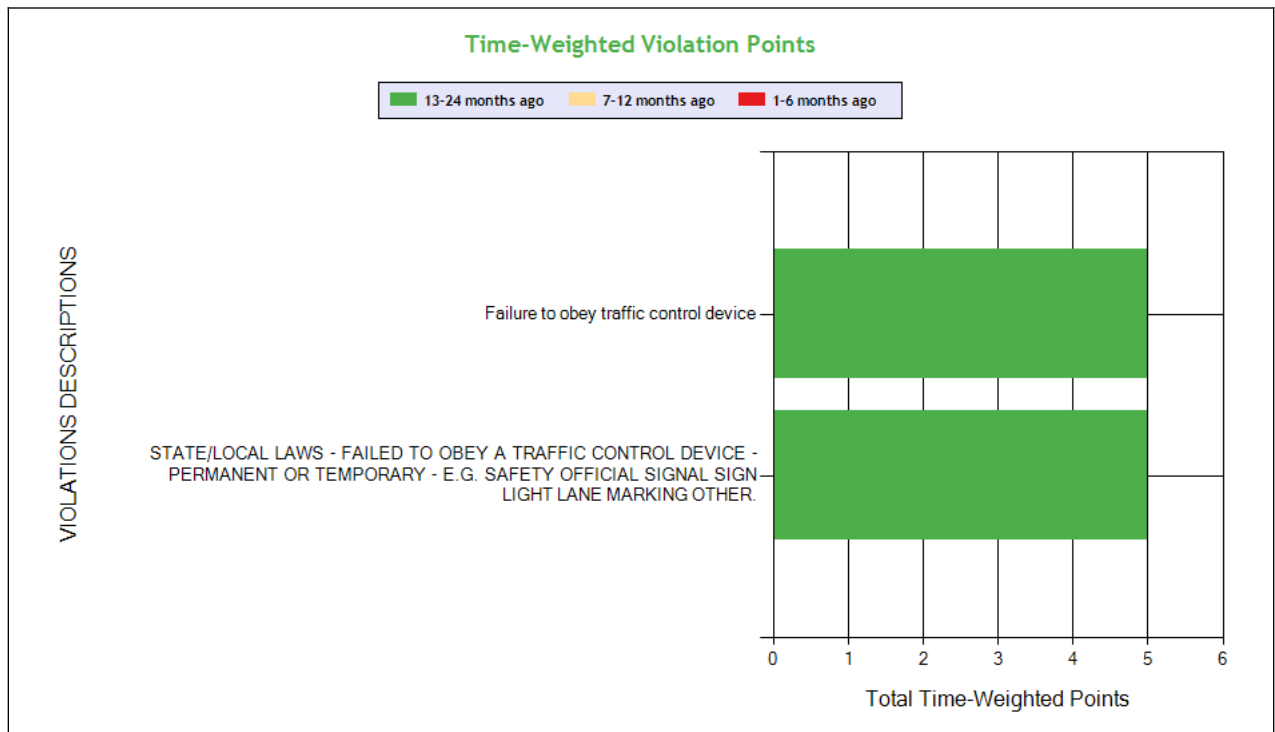
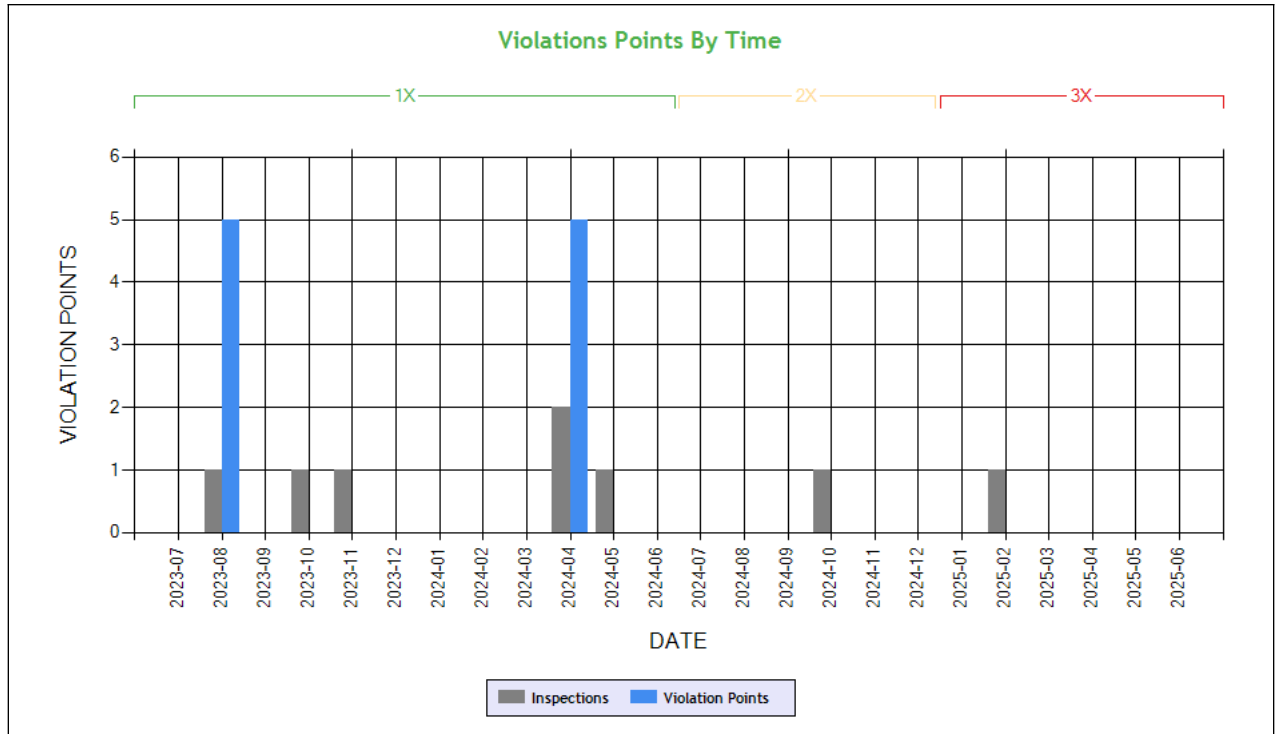
Violations is in (1-6/7-12/13-24mo)

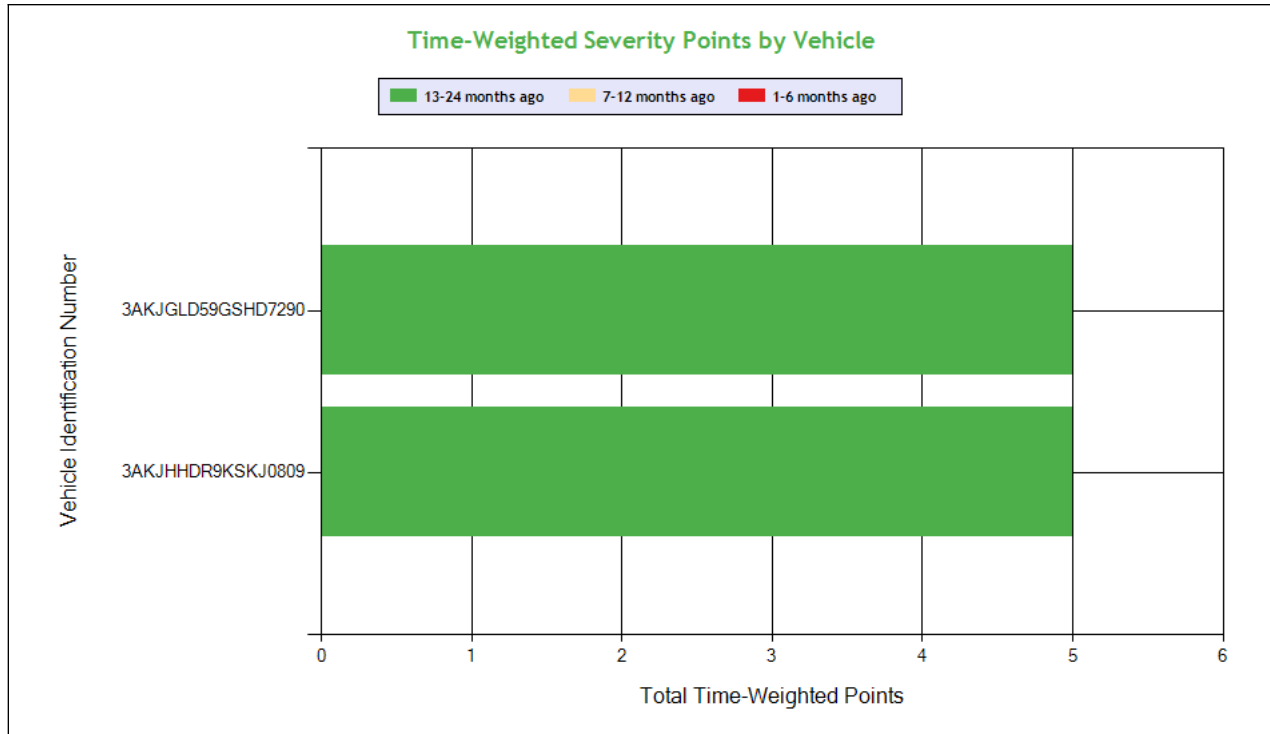
Shaded = Out Of Service Violation									
Violation Group			Hours	False Log	False Log	Incomplete/Wrong Log	Dangerous Driving	Dangerous Driving	Brakes, All Others
Violation Description	Total Time-weighted Points by VIN	% of Total Time-weighted Points by VIN	HOS (PROPERTY) - DRIVING MORE THAN 11 HOURS FOLLOWING 10 CONSECUTIVE HOURS OFF DUTY DURING THE CURRENT 8 CONSECUTIVE DAY PERIOD. DATE AND TIME:	False report of drivers record of duty status	HOS (PROPERTY) - DRIVER PRODUCES A FALSE RECORD OF DUTY STATUS WITH AN APPARENT ATTEMPT TO CONCEAL HOURS. EXPLAIN:	Drivers record of duty status not current	Failure to obey traffic control device	STATE/LOCAL LAWS - FAILED TO OBEY A TRAFFIC CONTROL DEVICE - PERMANENT OR TEMPORARY - E.G. SAFETY OFFICIAL SIGNAL SIGN LIGHT LANE MARKING OTHER.	Brake Tubing and Hose Adequacy - Connections to Power Unit
Driver Resp			Yes	Yes	Yes	Yes	Yes	Yes	Yes
Total Time-weighted Points			7	7	7	5	5	5	4
% Total Time-Wt Pts			17.50	17.50	17.50	12.50	12.50	12.50	10.0
3AKJGLD59GSHD7290	21	52.50		7 (0/0/1)		5 (0/0/1)	5 (0/0/1)		4 (0/0/1)
3AKJHHDR9KSKJ0809	19	47.50	7 (0/0/1)		7 (0/0/1)			5 (0/0/1)	



SAFETY ANALYSIS ToC

Unsafe Driving



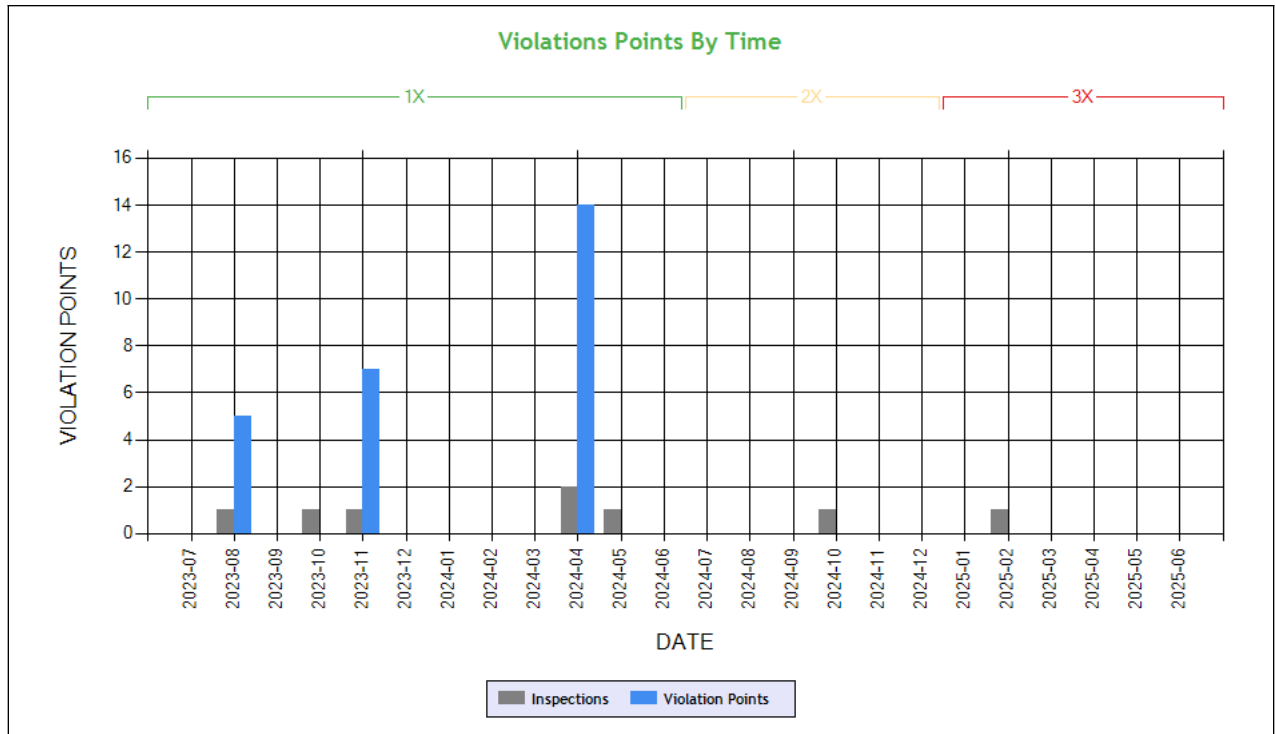


See the Excel file for the complete analysis

Violations is in (1-6/7-12/13-24mo)

Shaded = Out Of Service Violation				
Violation Group			Dangerous Driving	Dangerous Driving
Violation Description	Total Time-weighted Points by VIN	% of Total Time-weighted Points by VIN	Failure to obey traffic control device	STATE/LOCAL LAWS - FAILED TO OBEY A TRAFFIC CONTROL DEVICE - PERMANENT OR TEMPORARY - E.G. SAFETY OFFICIAL SIGNAL SIGN LIGHT LANE MARKING OTHER.
Driver Resp			Yes	Yes
Total Time-weighted Points			5	5
% Total Time-Wt Pts			50.0	50.0
3AKJGLD59GSHD7290	5	50.0	5 (0/0/1)	
3AKJHHDR9KSKJ0809	5	50.0		5 (0/0/1)

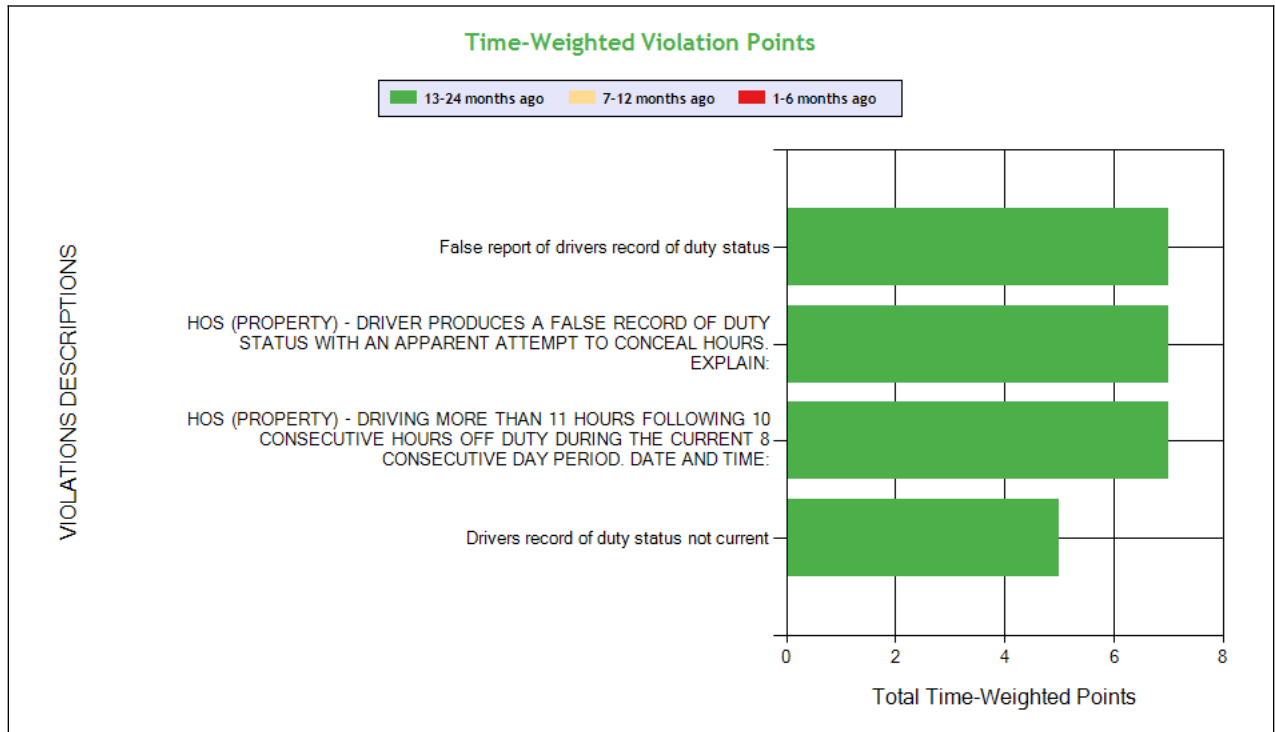
HOS Compliance



Carrier Software
 1-800-646-5152
 info@CarrierSoftware.com

CONFIDENTIAL - Intended for use by Amerigo Insurance Agency - Date: 7/14/2025

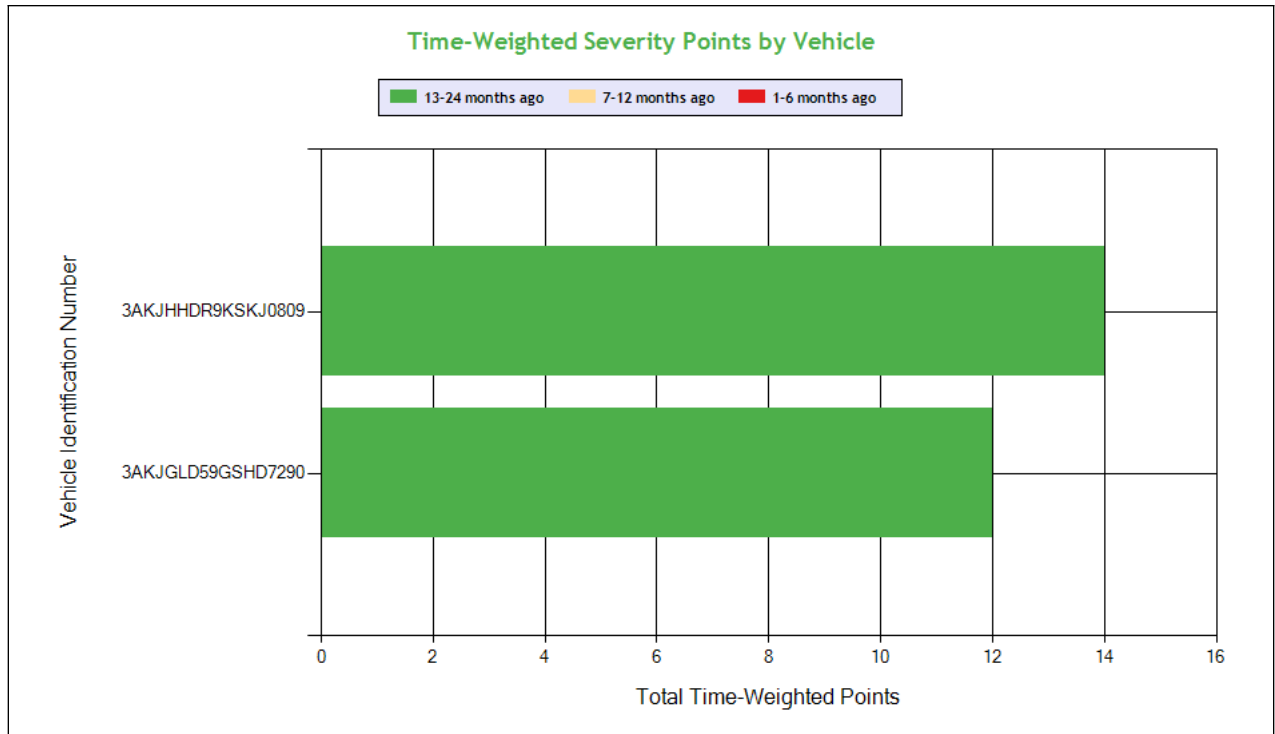
KIRAT TRUCKLINE INC - DOT# 3898875 / MC1435684



See the Excel file for the complete analysis

Violations is in (1-6/7-12/13-24mo)

Shaded = Out Of Service Violation



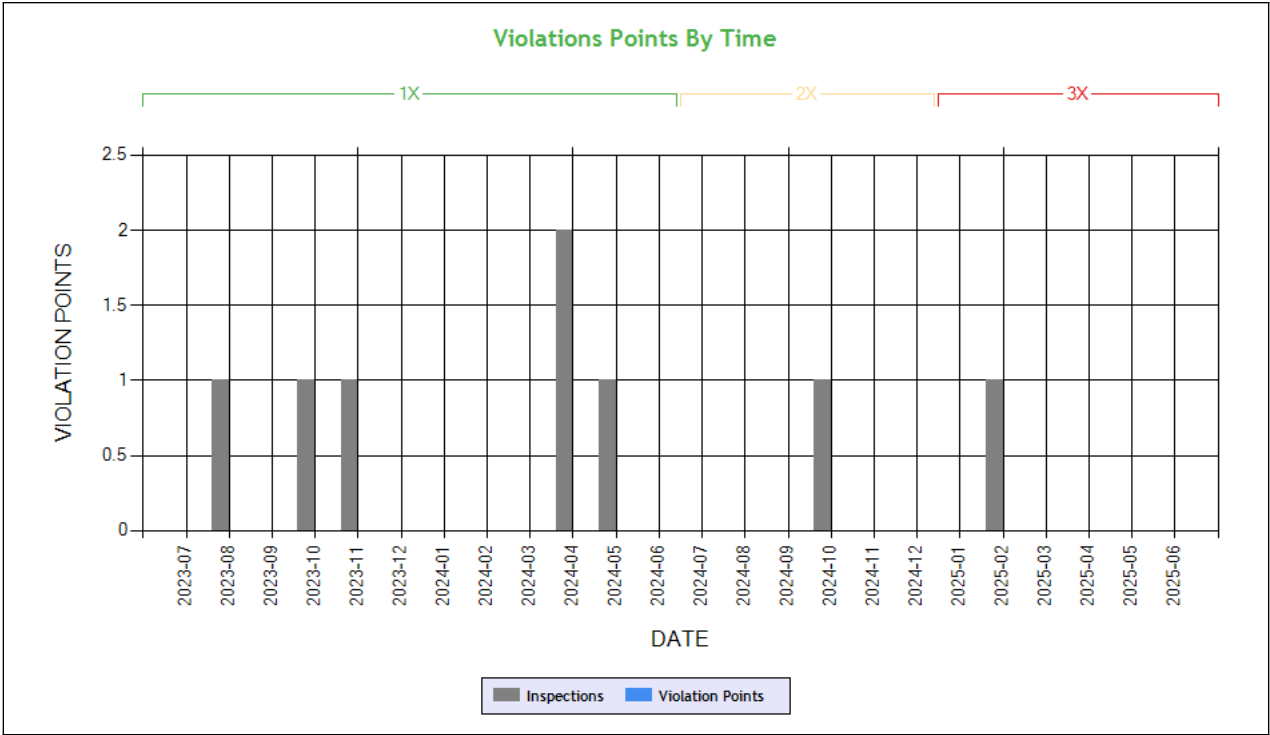
Carrier Software
 1-800-646-5152
 info@CarrierSoftware.com

CONFIDENTIAL - Intended for use by Amerigo Insurance Agency - Date: 7/14/2025
KIRAT TRUCKLINE INC - DOT# 3898875 / MC1435684

Violation Group			Hours	False Log	False Log	Incomplete/Wrong Log
Violation Description	Total Time-weighted Points by VIN	% of Total Time-weighted Points by VIN	HOS (PROPERTY) - DRIVING MORE THAN 11 HOURS FOLLOWING 10 CONSECUTIVE HOURS OFF DUTY DURING THE CURRENT 8 CONSECUTIVE DAY PERIOD. DATE AND TIME:	False report of drivers record of duty status	HOS (PROPERTY) - DRIVER PRODUCES A FALSE RECORD OF DUTY STATUS WITH AN APPARENT ATTEMPT TO CONCEAL HOURS. EXPLAIN:	Drivers record of duty status not current
Driver Resp			Yes	Yes	Yes	Yes
Total Time-weighted Points			7	7	7	5
% Total Time-Wt Pts			26.92	26.92	26.92	19.23
3AKJHHDR9KSKJ0809	14	53.85	7 (0/0/1)		7 (0/0/1)	
3AKJGLD59GSHD7290	12	46.15		7 (0/0/1)		5 (0/0/1)



Driver Fitness



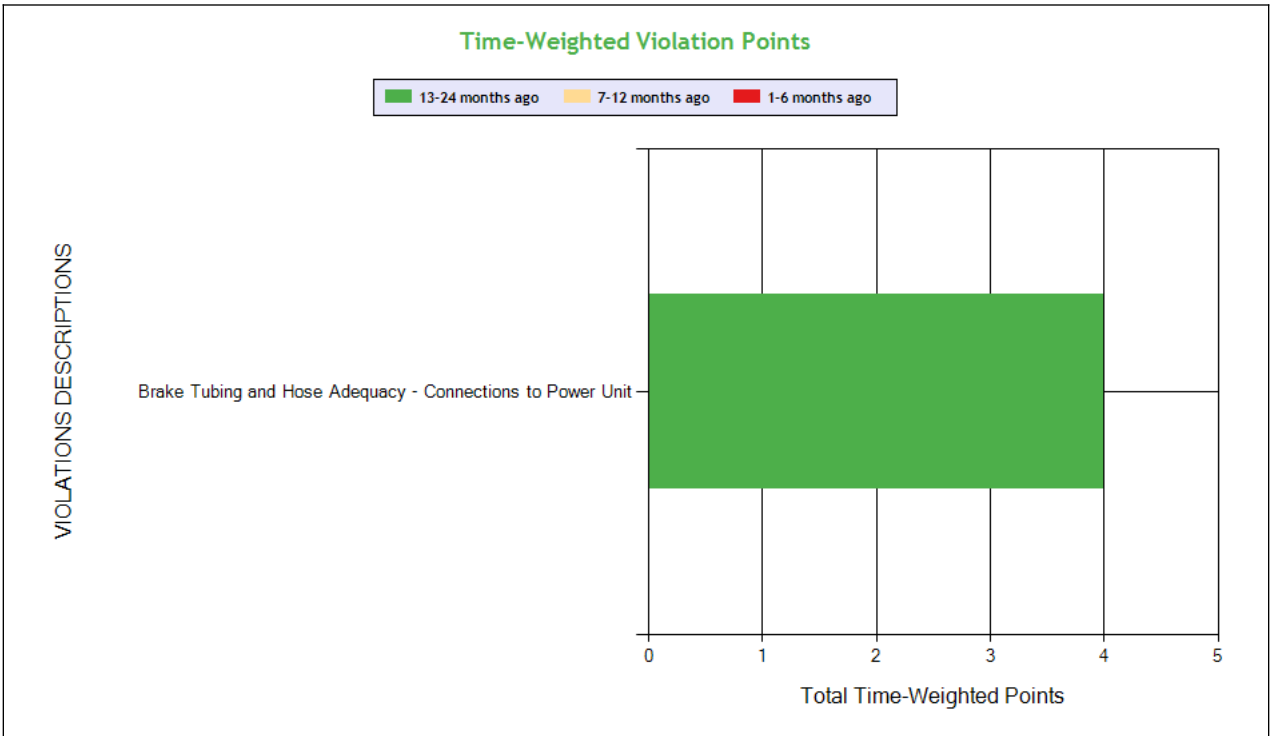
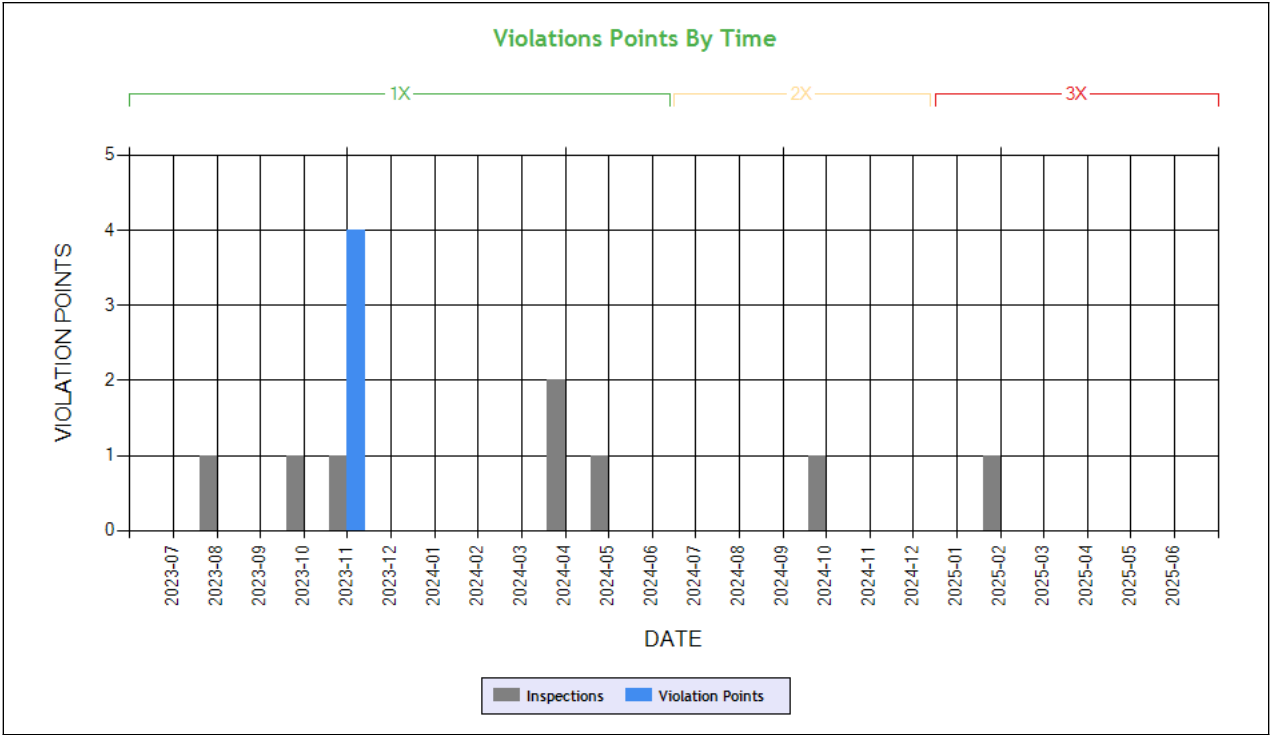
Time-Weighted Violation Points - no data available to draw a chart
Time-Weighted Severity Points by Vehicle - no data available to draw a chart

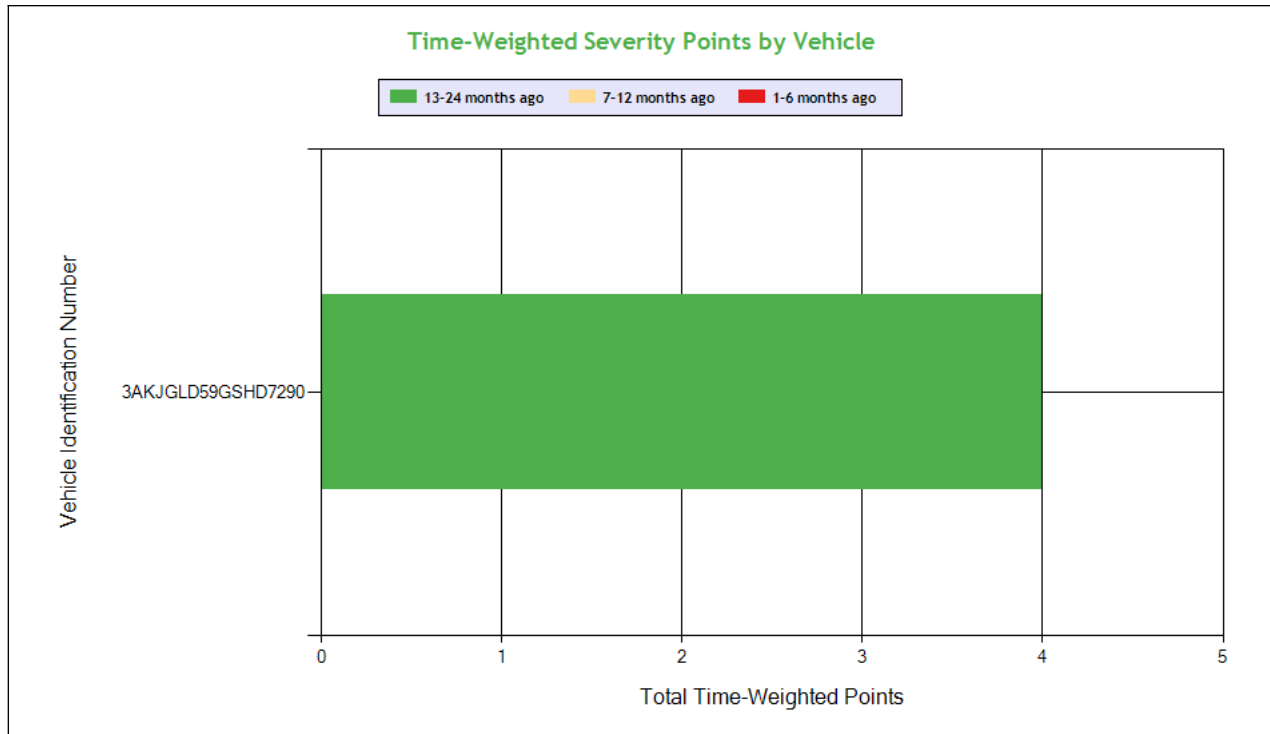
See the Excel file for the complete analysis # Violations is in (1-6/7-12/13-24mo)

Shaded = Out Of Service Violation		
Violation Group		
Violation Description	Total Time-weighted Points by VIN	% of Total Time-weighted Points by VIN
Driver Resp		
Total Time-weighted Points		
% Total Time-Wt Pts		



Vehicle Maintenance





Carrier Software
 1-800-646-5152
 info@CarrierSoftware.com

CONFIDENTIAL - Intended for use by Amerigo Insurance Agency - Date: 7/14/2025

KIRAT TRUCKLINE INC - DOT# 3898875 / MC1435684

See the Excel file for the complete analysis

Violations is in (1-6/7-12/13-24mo)

Shaded = Out Of Service Violation			
Violation Group			Brakes, All Others
Violation Description	Total Time-weighted Points by VIN	% of Total Time-weighted Points by VIN	Brake Tubing and Hose Adequacy - Connections to Power Unit
Driver Resp			Yes
Total Time-weighted Points			4
% Total Time-Wt Pts			100
3AKJGLD59GSHD7290	4	100	4 (0/0/1)

COLOR CODED CRASH TABLE ToC

No crashes have been reported by the DOT on this Motor Carrier



LEGEND

Vehicle Information

Inspection for DOT # being analyzed

Inspection for Different DOT #

Crash Information for specific VIN

INSPECTIONS WITH SHARED EQUIPMENT: **ToC** This section only contains inspection data on VINs where the vehicle was inspected under the DOT number being analyzed, then a different DOT number and then subsequently under the DOT number being analyzed.

POWER UNIT Inspections Section

No data

TRAILER Inspections Section

VIN: 3H3V532CXLT385013				Unit: Semi Trailer		Year: 2020	Make: HYUNDAI OF MEXICO	
DOT No: 3898875		Docket No: MC1435684		Name: KIRAT TRUCKLINE INC			Interstate: Yes	
Date	Unit License	Unit Lic State	Violation Unit	Violation Description		Severity	OOS	Citation
02/10/2025	4TP1201	CA	-	-		-	-	-
10/18/2024	4TP1201	CA	-	-		-	-	-
04/22/2024	4TP1201	CA	-	-		-	-	-
04/15/2024	4TP1201	CA	-	-		-	-	-
DOT No: 3029096		Docket No: MC38440		Name: D DHALIWAL TRANS INC			Interstate: Yes	
Date	Unit License	Unit Lic State	Violation Unit	Violation Description		Severity	OOS	Citation
11/29/2023	4TP1201	CA	2	393.75C - Tire -other tread depth less than 2/32 of inch		8	No	
DOT No: 3898875		Docket No: MC1435684		Name: KIRAT TRUCKLINE INC			Interstate: Yes	
Date	Unit License	Unit Lic State	Violation Unit	Violation Description		Severity	OOS	Citation
10/26/2023	4TP1201	CA	-	-		-	-	-
DOT No: 3029096		Docket No: MC38440		Name: D DHALIWAL TRANS INC			Interstate: Yes	
Date	Unit License	Unit Lic State	Violation Unit	Violation Description		Severity	OOS	Citation
09/07/2023	4TP1201	CA	-	-		-	-	-
06/12/2023	4TP1201	CA	2	393.9TS - Inoperative turn signal		6	Yes	CW607324
DOT No: 2593213		Docket No: MC909906		Name: PRIMELINK XPRESS INC			Interstate: Yes	
Date	Unit License	Unit Lic State	Violation Unit	Violation Description		Severity	OOS	Citation
08/01/2022	4SN2723	CA	2	393.55E - ABS - malfunctioning lamps towed CMV manufactured on or after 3/1/1998		4	No	
DOT No: 39545		Docket No:		Name: THOMAS SMITH			Interstate: Yes	
Date	Unit License	Unit Lic State	Violation Unit	Violation Description		Severity	OOS	Citation
11/05/2021	4SN2723	CA	-	-		-	-	-
DOT No: 2593213		Docket No: MC909906		Name: PRIMELINK XPRESS INC			Interstate: Yes	
Date	Unit License	Unit Lic State	Violation Unit	Violation Description		Severity	OOS	Citation
07/24/2021	4SN2723	CA	-	-		-	-	-
01/14/2021	4SN2723	CA	-	-		-	-	-
DOT No: 2428313		Docket No: MC836874		Name: PRIMESTAR LOGISTIC INC			Interstate: Yes	



Carrier Software
1-800-646-5152
info@CarrierSoftware.com

CONFIDENTIAL - Intended for use by Amerigo Insurance Agency - Date:
7/14/2025

KIRAT TRUCKLINE INC - DOT# 3898875 / MC1435684

Date	Unit License	Unit Lic State	Violation Unit	Violation Description	Severity	OOS	Citation
02/10/2020	4SN2723	CA	-	-	-	-	-
08/16/2019	4SN2723	CA	-	-	-	-	-
DOT No: 2593213		Docket No: MC909906		Name: PRIMELINK XPRESS INC		Interstate: Yes	
Date	Unit License	Unit Lic State	Violation Unit	Violation Description	Severity	OOS	Citation
04/05/2019	AA63L60	CA	-	-	-	-	-



LEGEND

Vehicle Information

Inspection for DOT # being analyzed

Inspection for Different DOT #

Crash Information for specific VIN

INSPECTION DETAILS for ALL Inspections

PDF shows the first 100 Power Unit & Trailer VINs with most recent inspections using data from the last 4 years

POWER UNIT Inspections Section

VIN: 3AKJHHDR9KSKJ0809				Unit: Truck Tractor		Year: 2019	Make: FREIGHTLINER	
Crash Report No.	DOT	Date	State	Fatalities	Injuries	Tow Away	Vehicles Involved	
FL8835756100	54283	09/02/2020	FL	0	1	Yes	2	
DOT No: 3898875		Docket No: MC1435684		Name: KIRAT TRUCKLINE INC			Interstate: Yes	
Date	Unit License	Unit Lic State	Violation Unit	Violation Description		Severity	OOS	Citation
02/10/2025	ZP27103	CA	-	-		-	-	-
10/18/2024	ZP27103	CA	-	-		-	-	-
05/30/2024	ZP27970	CA	1	396.17CPI - OPERATING A CMV WITHOUT DOCUMENTATION OF A PERIODIC INSPECTION.		4	No	
04/22/2024	ZP27970	CA	D	392.2SLLTCD - STATE/LOCAL LAWS - FAILED TO OBEY A TRAFFIC CONTROL DEVICE - PERMANENT OR TEMPORARY - E.G. SAFETY OFFICIAL SIGNAL SIGN LIGHT LANE MARKING OTHER.		5	No	4A0329603
04/22/2024	ZP27970	CA	D	395.3A1HOSPD - HOS (PROPERTY) - DRIVING MORE THAN 11 HOURS FOLLOWING 10 CONSECUTIVE HOURS OFF DUTY DURING THE CURRENT 8 CONSECUTIVE DAY PERIOD. DATE AND TIME:		7	No	
04/22/2024	ZP27970	CA	D	395.8EHOSPDOOS - HOS (PROPERTY) - DRIVER PRODUCES A FALSE RECORD OF DUTY STATUS WITH AN APPARENT ATTEMPT TO CONCEAL HOURS. EXPLAIN:		7	No	4A0329603
04/15/2024	ZP27970	CA	-	-		-	-	-
DOT No: 327574		Docket No:		Name: PENSKE TRUCK LEASING CO LP			Interstate: Yes	
Date	Unit License	Unit Lic State	Violation Unit	Violation Description		Severity	OOS	Citation
03/15/2022	3187840	IN	-	-		-	-	-

VIN: 3AKJGLD59GSHD7290				Unit: Truck Tractor		Year: 2016	Make: FREIGHTLINER	
Crash Report No.	DOT	Date	State	Fatalities	Injuries	Tow Away	Vehicles Involved	
FL2729686705	4062786	05/13/2025	FL	0	1	Yes	2	
DOT No: 3898875		Docket No: MC1435684		Name: KIRAT TRUCKLINE INC			Interstate: Yes	
Date	Unit License	Unit Lic State	Violation Unit	Violation Description		Severity	OOS	Citation
11/13/2023	YP20677	CA	1	393.45PC - Brake Tubing and Hose Adequacy - Connections to Power Unit		4	No	
11/13/2023	YP20677	CA	D	395.8E - False report of drivers record of duty status		7	No	
10/26/2023	YP20677	CA	-	-		-	-	-
08/16/2023	YP20677	CA	D	392.2C - Failure to obey traffic control device		5	No	
08/16/2023	YP20677	CA	D	395.8F01 - Drivers record of duty status not current		5	No	KL14013
11/21/2022	YP20677	CA	D	395.8AELD - ELD - No record of duty status (ELD Required)		5	Yes	CE462098
DOT No: 3029096		Docket No: MC38440		Name: D DHALIWAL TRANS INC			Interstate: Yes	
Date	Unit License	Unit Lic State	Violation Unit	Violation Description		Severity	OOS	Citation
03/29/2022	YP20677	CA	-	-		-	-	-
02/10/2022	YP20677	CA	-	-		-	-	-
07/04/2021	YP20677	CA	-	-		-	-	-
DOT No: 1022968		Docket No: MC429559		Name: SOURCE LOGISTICS INC			Interstate: Yes	



Date	Unit License	Unit Lic State	Violation Unit	Violation Description	Severity	OOS	Citation
08/03/2020	DE8313	IA	-	-	-	-	-
06/24/2019	DE8313	IA	-	-	-	-	-
05/24/2019	DE8313	IA	1	393.60EWS - Windshield - Obstructed	1	No	
02/04/2019	DE8313	IA	-	-	-	-	-
DOT No: 307930		Docket No:		Name: MCCOY NATIONALEASE INC		Interstate: Yes	
Date	Unit License	Unit Lic State	Violation Unit	Violation Description	Severity	OOS	Citation
11/26/2018	DE8313	IA	-	-	-	-	-
DOT No: 1022968		Docket No: MC429559		Name: SOURCE LOGISTICS INC		Interstate: Yes	
Date	Unit License	Unit Lic State	Violation Unit	Violation Description	Severity	OOS	Citation
10/08/2018	DE8313	IA	D	392.2SLLS2 - State/Local Laws - Speeding 6-10 miles per hour over the speed limit	4	No	
12/26/2016	DE8313	IA	-	-	-	-	-

TRAILER Inspections Section

VIN: 3AKJHHDR9KSKJ0809		Unit: Truck Tractor			Year: 2019	Make: FREIGHTLINER	
Crash Report No.	DOT	Date	State	Fatalities	Injuries	Tow Away	Vehicles Involved
FL8835756100	54283	09/02/2020	FL	0	1	Yes	2
DOT No: 3898875		Docket No: MC1435684		Name: KIRAT TRUCKLINE INC		Interstate: Yes	
Date	Unit License	Unit Lic State	Violation Unit	Violation Description	Severity	OOS	Citation
02/10/2025	ZP27103	CA	-	-	-	-	-
10/18/2024	ZP27103	CA	-	-	-	-	-
05/30/2024	ZP27970	CA	1	396.17CPI - OPERATING A CMV WITHOUT DOCUMENTATION OF A PERIODIC INSPECTION.	4	No	
04/22/2024	ZP27970	CA	D	392.2SLLTCD - STATE/LOCAL LAWS - FAILED TO OBEY A TRAFFIC CONTROL DEVICE - PERMANENT OR TEMPORARY - E.G. SAFETY OFFICIAL SIGNAL SIGN LIGHT LANE MARKING OTHER.	5	No	4A0329603
04/22/2024	ZP27970	CA	D	395.3A1HOSPD - HOS (PROPERTY) - DRIVING MORE THAN 11 HOURS FOLLOWING 10 CONSECUTIVE HOURS OFF DUTY DURING THE CURRENT 8 CONSECUTIVE DAY PERIOD. DATE AND TIME:	7	No	
04/22/2024	ZP27970	CA	D	395.8EHOSPDOOS - HOS (PROPERTY) - DRIVER PRODUCES A FALSE RECORD OF DUTY STATUS WITH AN APPARENT ATTEMPT TO CONCEAL HOURS. EXPLAIN:	7	No	4A0329603
04/15/2024	ZP27970	CA	-	-	-	-	-
DOT No: 327574		Docket No:		Name: PENSKE TRUCK LEASING CO LP		Interstate: Yes	
Date	Unit License	Unit Lic State	Violation Unit	Violation Description	Severity	OOS	Citation
03/15/2022	3187840	IN	-	-	-	-	-

VIN: 3AKJGLD59GSHD7290		Unit: Truck Tractor			Year: 2016	Make: FREIGHTLINER	
Crash Report No.	DOT	Date	State	Fatalities	Injuries	Tow Away	Vehicles Involved
FL2729686705	4062786	05/13/2025	FL	0	1	Yes	2
DOT No: 3898875		Docket No: MC1435684		Name: KIRAT TRUCKLINE INC		Interstate: Yes	
Date	Unit License	Unit Lic State	Violation Unit	Violation Description	Severity	OOS	Citation
11/13/2023	YP20677	CA	1	393.45PC - Brake Tubing and Hose Adequacy - Connections to Power Unit	4	No	
11/13/2023	YP20677	CA	D	395.8E - False report of drivers record of duty status	7	No	
10/26/2023	YP20677	CA	-	-	-	-	-
08/16/2023	YP20677	CA	D	392.2C - Failure to obey traffic control device	5	No	
08/16/2023	YP20677	CA	D	395.8F01 - Drivers record of duty status not current	5	No	KL14013
11/21/2022	YP20677	CA	D	395.8AELD - ELD - No record of duty status (ELD Required)	5	Yes	CE462098
DOT No: 3029096		Docket No: MC38440		Name: D DHALIWAL TRANS INC		Interstate: Yes	



Date	Unit License	Unit Lic State	Violation Unit	Violation Description	Severity	OOS	Citation
03/29/2022	YP20677	CA	-	-	-	-	-
02/10/2022	YP20677	CA	-	-	-	-	-
07/04/2021	YP20677	CA	-	-	-	-	-
DOT No: 1022968		Docket No: MC429559		Name: SOURCE LOGISTICS INC		Interstate: Yes	
Date	Unit License	Unit Lic State	Violation Unit	Violation Description	Severity	OOS	Citation
08/03/2020	DE8313	IA	-	-	-	-	-
06/24/2019	DE8313	IA	-	-	-	-	-
05/24/2019	DE8313	IA	1	393.60EWS - Windshield - Obstructed	1	No	
02/04/2019	DE8313	IA	-	-	-	-	-
DOT No: 307930		Docket No:		Name: MCCOY NATIONALEASE INC		Interstate: Yes	
Date	Unit License	Unit Lic State	Violation Unit	Violation Description	Severity	OOS	Citation
11/26/2018	DE8313	IA	-	-	-	-	-
DOT No: 1022968		Docket No: MC429559		Name: SOURCE LOGISTICS INC		Interstate: Yes	
Date	Unit License	Unit Lic State	Violation Unit	Violation Description	Severity	OOS	Citation
10/08/2018	DE8313	IA	D	392.2SLLS2 - State/Local Laws - Speeding 6-10 miles per hour over the speed limit	4	No	
12/26/2016	DE8313	IA	-	-	-	-	-

Inspection Summary By Month (based on inspections from the last 4 years) ToC

Year-Month	Number of Inspections	Number of Power Units	Total Violations	Total OOS Inspections	Total Severity Points	Number of Crashes
2025-02	1	1	0	0	0	0
2024-10	1	1	0	0	0	0
2024-05	1	1	1	0	4	0
2024-04	2	2	3	0	19	0
2023-11	1	1	4	0	11	0
2023-10	1	1	0	0	0	0
2023-08	1	1	3	0	10	0
2022-11	1	1	1	1	5	0

Note: The most recent month's counts may not include all the inspections for that month.

VIN Inspection Violation Details ToC

# of VINs: 5 # of Insp: 8 Severity Weight: 72 Avg. Weight/VIN: 9.0 (based on inspections in the last 4 years, showing top 50 VINs inspected most recently)									
VIN 3AKJHHDR9KSKJ0809		# of Inspections: 2		Total Severity: 23		Percentage of Total: 31.94%		Avg. Weight Per Inspection: 11.5	
Inspection Date	Inspection ID	Inspection State	Location Description	Total Severity	# of Violations	Shipper Name	Inspection Level	Post Accident	Out of Service
05/30/2024	81745267	OR	ASHLAND OR	4	1		3	No	No
BASIC		Unit Type		Severity		Description		Out of Service	
Vehicle Maintenance		Truck Tractor		4		396.17CPI:OPERATING A CMV WITHOUT DOCUMENTATION OF A PERIODI		No	
Inspection Date	Inspection ID	Inspection State	Location Description	Total Severity	# of Violations	Shipper Name	Inspection Level	Post Accident	Out of Service
04/22/2024	81429232	WA	KALAMA WA	19	3		3	No	No
BASIC		Unit Type		Severity		Description		Out of Service	
Hours-Of-Servce Compliance		Truck Tractor		7		395.3A1HOSPD:HOS (PROPERTY) - DRIVING MORE THAN 11 HOURS FOLLOW		No	
Hours-Of-Servce Compliance		Truck Tractor		7		395.8EHOSPDOOS:HOS (PROPERTY) - DRIVER PRODUCES A FALSE RECORD OF		No	
Unsafe Driving		Truck Tractor		5		392.2SLLTCD:STATE/LOCAL LAWS - FAILED TO OBEY A TRAFFIC CONTR		No	
VIN 3H3V532C6LR049145		# of Inspections: 1		Total Severity: 4		Percentage of Total: 5.56%		Avg. Weight Per Inspection: 4.0	
Inspection Date	Inspection ID	Inspection State	Location Description	Total Severity	# of Violations	Shipper Name	Inspection Level	Post Accident	Out of Service
05/30/2024	81745267	OR	ASHLAND OR	4	1		3	No	No
BASIC		Unit Type		Severity		Description		Out of Service	



Vehicle Maintenance		Semi Trailer		4		396.17CPI:OPERATING A CMV WITHOUT DOCUMENTATION OF A PERIODI		No	
VIN 3H3V532CXL385013		# of Inspections: 1		Total Severity: 14		Percentage of Total: 19.44%		Avg. Weight Per Inspection: 14.0	
Inspection Date	Inspection ID	Inspection State	Location Description	Total Severity	# of Violations	Shipper Name	Inspection Level	Post Accident	Out of Service
04/22/2024	81429232	WA	KALAMA WA	14	2		3	No	No
BASIC		Unit Type		Severity		Description		Out of Service	
Hours-Of-Serivce Compliance		Semi Trailer		7		395.3A1HOSPD:HOS (PROPERTY) - DRIVING MORE THAN 11 HOURS FOLLOW		No	
Hours-Of-Serivce Compliance		Semi Trailer		7		395.8EHOSPDOS:HOS (PROPERTY) - DRIVER PRODUCES A FALSE RECORD OF		No	
VIN 3AKJGLD59GSHD7290		# of Inspections: 3		Total Severity: 26		Percentage of Total: 36.11%		Avg. Weight Per Inspection: 8.7	
Inspection Date	Inspection ID	Inspection State	Location Description	Total Severity	# of Violations	Shipper Name	Inspection Level	Post Accident	Out of Service
11/13/2023	80163026	OR	WOODBURN POE	11	2	INTERFOR	1	No	No
BASIC		Unit Type		Severity		Description		Out of Service	
Hours-Of-Serivce Compliance		Truck Tractor		7		395.8E:False report of drivers record of duty status		No	
Vehicle Maintenance		Truck Tractor		4		393.45PC:Brake Tubing and Hose Adequacy - Connections to Po		No	
Inspection Date	Inspection ID	Inspection State	Location Description	Total Severity	# of Violations	Shipper Name	Inspection Level	Post Accident	Out of Service
08/16/2023	79425641	CA	KAMMERER RD	10	2		3	No	No
BASIC		Unit Type		Severity		Description		Out of Service	
Unsafe Driving		Truck Tractor		5		392.2C:Failure to obey traffic control device		No	
Hours-Of-Serivce Compliance		Truck Tractor		5		395.8F01:Drivers record of duty status not current		No	
Inspection Date	Inspection ID	Inspection State	Location Description	Total Severity	# of Violations	Shipper Name	Inspection Level	Post Accident	Out of Service
11/21/2022	77213532	OR	BOOTH RANCH SB - N OF MYRTLE C	5	1	DIAMOND PET FOODS	3	No	Yes
BASIC		Unit Type		Severity		Description		Out of Service	
Hours-Of-Serivce Compliance		Truck Tractor		5		395.8AELD:ELD - No record of duty status (ELD Required)		Yes	
VIN 1JJV532D6KL116448		# of Inspections: 1		Total Severity: 5		Percentage of Total: 6.94%		Avg. Weight Per Inspection: 5.0	
Inspection Date	Inspection ID	Inspection State	Location Description	Total Severity	# of Violations	Shipper Name	Inspection Level	Post Accident	Out of Service
08/16/2023	79425641	CA	KAMMERER RD	5	1		3	No	No
BASIC		Unit Type		Severity		Description		Out of Service	
Hours-Of-Serivce Compliance		Semi Trailer		5		395.8F01:Drivers record of duty status not current		No	



Inspection History ToC						
Inspection Date	Report Number	Report State	PU VIN	TR VIN	Severity Weight	Time Weight
02/10/2025	I01R961286	TN	3AKJHHDR9KSKJ0809 - Truck Tractor	3H3V532CXLT385013 - Semi Trailer		3
10/18/2024	UDRI002384	CA	3AKJHHDR9KSKJ0809 - Truck Tractor	3H3V532CXLT385013 - Semi Trailer		2
05/30/2024	AP43050012	OR	3AKJHHDR9KSKJ0809 - Truck Tractor	3H3V532C6LR049145 - Semi Trailer		1
Power Unit Violation - Vehicle Maintenance Violation: 396.17CPI - OPERATING A CMV WITHOUT DOCUMENTATION OF A PERIODIC INSPECTION.					4	
04/22/2024	X829007029	WA	3AKJHHDR9KSKJ0809 - Truck Tractor	3H3V532CXLT385013 - Semi Trailer		1
Power Unit Violation - Hours-Of-Service (HOS) Compliance Violation: 395.8EHOSPDOOS - HOS (PROPERTY) - DRIVER PRODUCES A FALSE RECORD OF DUTY STATUS WITH AN APPARENT ATTEMPT TO CONCEAL HOURS. EXPLAIN:					7	
Power Unit Violation - Hours-Of-Service (HOS) Compliance Violation: 395.3A1HOSPD - HOS (PROPERTY) - DRIVING MORE THAN 11 HOURS FOLLOWING 10 CONSECUTIVE HOURS OFF DUTY DURING THE CURRENT 8 CONSECUTIVE DAY PERIOD. DATE AND TIME:					7	
Power Unit Violation - Unsafe Driving Violation: 392.2SLLTCD - STATE/LOCAL LAWS - FAILED TO OBEY A TRAFFIC CONTROL DEVICE - PERMANENT OR TEMPORARY - E.G. SAFETY OFFICIAL SIGNAL SIGN LIGHT LANE MARKING OTHER.					5	
04/15/2024	ND4Q001710	CA	3AKJHHDR9KSKJ0809 - Truck Tractor	3H3V532CXLT385013 - Semi Trailer		1
11/13/2023	AASN005484	OR	3AKJGLD59GSHD7290 - Truck Tractor	- Semi Trailer		1
Power Unit Violation - Vehicle Maintenance Violation: 393.45PC - Brake Tubing and Hose Adequacy - Connections to Power Unit					4	
Power Unit Violation - Hours-Of-Service (HOS) Compliance Violation: 395.8E - False report of drivers record of duty status					7	
10/26/2023	UBQX002472	CA	3AKJGLD59GSHD7290 - Truck Tractor	3H3V532CXLT385013 - Semi Trailer		1
08/16/2023	UEH7004534	CA	3AKJGLD59GSHD7290 - Truck Tractor	1JJV532D6KL116448 - Semi Trailer		1
Power Unit Violation - Unsafe Driving Violation: 392.2C - Failure to obey traffic ctrl device					5	
Power Unit Violation - Hours-Of-Service (HOS) Compliance Violation: 395.8F01 - Drivers record of duty status not current					5	
11/21/2022	AAYB006920	OR	3AKJGLD59GSHD7290 - Truck Tractor	- Semi Trailer		0
Power Unit Violation - OOS Hours-Of-Service (HOS) Compliance Violation: 395.8AELD - ELD - No record of duty status (ELD Required)					5	
Only the first 20 inspections are shown. See the live report for more data.						

Crash Hot Spots ToC					
State	Level 1 (lowest crash frequency)	Level 2	Level 3	Level 4	Level 5 (highest crash frequency)
California	2	0	1	1	0
Oregon	0	2	0	0	0
Tennessee	0	0	0	1	0
Washington	0	1	0	0	0
Total	2	3	1	2	0
Company Level: 2					

Equipment and Driver Details ToC						
MCS-150 Date	Equipment (Owned/Leased/Trip)			Driver Details		
	Tractors	Straight Trucks	Trailers	CDL's	Interstate	Intrastate
05/12/2025	1/0/0	0/0/0	1/0/0	1	1	0
06/13/2024	1/0/0	0/0/0	1/0/0	1	1	0
04/13/2023	1/0/0	0/0/0	1/0/0	2	2	0
11/02/2022	1/0/0	0/0/0	1/0/0	1	1	0
09/06/2022	1/0/0	0/0/0	1/0/0	1	1	0
06/09/2022	0/0/0	0/0/0	0/0/0	0	0	0

Chameleon ToC
Something went wrong while generating Chameleon



Carrier Software
1-800-646-5152
info@CarrierSoftware.com

**CONFIDENTIAL - Intended for use by Amerigo Insurance Agency - Date:
7/14/2025**

KIRAT TRUCKLINE INC - DOT# 3898875 / MC1435684