



## Table of Contents

1. Overview	2. BASIC Scores History
3. BASIC Measures	4. KPI: BASIC Measures by Cargo Group
5. Estimated ISS Score	6. Investigation Results
7. Penalties History	8. Acute Critical Violations
9. Red Flag Violation Details	10. DOT Registration Information
11. DOT MCS-150 History	12. Crash Summary
13. Inspection Summary	14. KPI: Inspection Viol OOS Rates by Cargo Group
15. FHWA Registration Information	16. FHWA Insurance Information
17. FHWA Authorities	18. Severe Violations
19. Violation Report	20. Violation Summary
21. Violation Enforcement Chronology	22. Inspection Violations & OOS Counts
23. Radius Of Operation	24. Inspection & Crash Locations
25. Cargo Hot Spots	26. Inspection Violations & OOS Chronology
27. Percent of Insp & Crash by State	28. VIN Insp Summary by State
29. Violations By Unit Type	30. Equipment Ownership
31. Equipment Details	32. Vehicle Age
33. States of Power Unit Registrations	34. Equipment Acquisitions
35. Driver Details	36. Shared VIN Summary
37. Shipper Table	38. Safety Summary
39. Safety Details	40. Crash Detail Color Coded PDF
41. Inspections with Shared Equipment	42. Inspection Tabular Details
43. Inspection Summary By Month	44. VIN Inspection Violation Details
45. Inspection History	46. Crash Hot Spots
47. DOT MCS-150 History Equipment and Driver Details	48. Chameleon



**Business Address**

145 PIERRE DR  
MANTECA, CA  
95337

**Contact Info**

(209)-305-1034  
  
GURJITBAINS54@YAHOO.COM

**FHWA Address**

145 PIERRE DR  
MANTECA, CA, 95337  
**Phone:** (209)-305-1034

**Mailing Address**

145 PIERRE DR  
MANTECA, CA  
95337-7847

**Overview ToC**

**Operating Status:** AUTHORIZED FOR Property  
5 other companies viewed this DOT in the past two months  
**Crash/PU ratio:** 100.0%  
**Clean Inspection ratio:** 44.44%

**Estimated BASIC Scores (as of 10/31/2025)**

	Unsafe Driving	Hours of Service	Driver Fitness	Controlled Sub. and Alcohol	Vehicle Maintenance	HM Compliance	Crash
<b>Relative Scores</b>	0% ⬆	0% ○	0% ○	0% ○	0% ⬆	0% ○	0% ⊖
<b>Alert Status</b>	No	No	No	No	No	No	No



**Estimated Inspection Selection System (ISS) Score: 21**  
**Category: Pass**

**BASIC Scores History - Unsafe Driving ToC**

There are no Scores for this BASIC

**BASIC Scores History - Hours of Service ToC**

There are no Scores for this BASIC

**BASIC Scores History - Driver Fitness ToC**

There are no Scores for this BASIC

**BASIC Scores History - Controlled Substance ToC**

There are no Scores for this BASIC



**BASIC Scores History - Vehicle Maintenance ToC**

There are no Scores for this BASIC

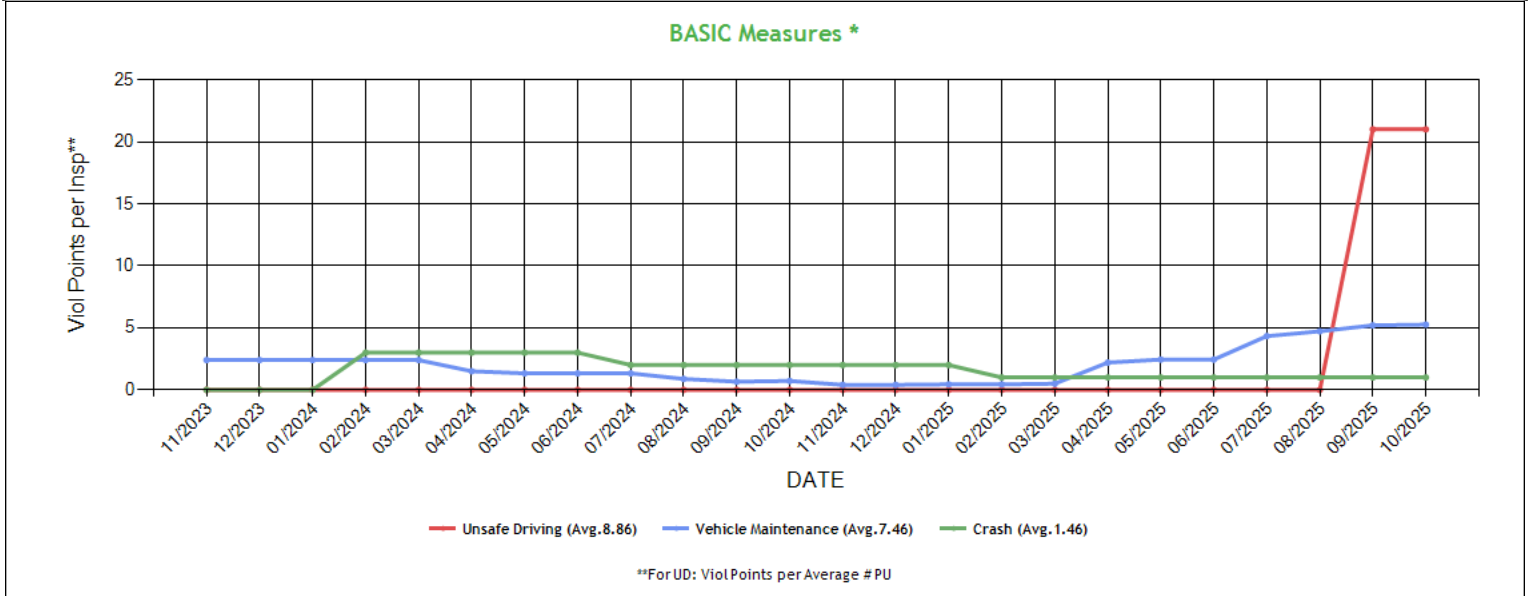
**BASIC Scores History - Crash ToC**

There are no Scores for this BASIC

**BASIC Scores History - Hazmat ToC**

There are no Scores for this BASIC

**BASIC Measures: Violation Points per Inspection Trends ToC**



\* BASIC Measures are the absolute SMS scores that are compared within each Safety Event Group to determine the BASIC Score percentiles. Averages based on fleets with 1-5 power units.



**BASIC Measures \* - Table ToC**

UD-Unsafe Driving, HOS-Hours of Service, DF-Driver Fitness, CS-Controlled Substances, VM-Vehicle Maintenance

Date	UD Measure	UD AC	UD with Viol	HOS Measure	HOS AC	HOS with Viol	DF Measure	DF AC	DF with Viol	CS Measure	CS AC	CS with Viol	VM Measure	VM AC	VM with Viol
10/2025	21.00	N	1	0.00	N	0	0.00	N	0	0.00	N	0	5.26	N	4
09/2025	21.00	N	1	0.00	N	0	0.00	N	0	0.00	N	0	5.20	N	3
08/2025	0.00	N	0	0.00	N	0	0.00	N	0	0.00	N	0	4.72	N	3
07/2025	0.00	N	0	0.00	N	0	0.00	N	0	0.00	N	0	4.33	N	3
06/2025	0.00	N	0	0.00	N	0	0.00	N	0	0.00	N	0	2.44	N	2
05/2025	0.00	N	0	0.00	N	0	0.00	N	0	0.00	N	0	2.44	N	2
04/2025	0.00	N	0	0.00	N	0	0.00	N	0	0.00	N	0	2.20	N	2
03/2025	0.00	N	0	0.00	N	0	0.00	N	0	0.00	N	0	0.50	N	1
02/2025	0.00	N	0	0.00	N	0	0.00	N	0	0.00	N	0	0.44	N	1
01/2025	0.00	N	0	0.00	N	0	0.00	N	0	0.00	N	0	0.44	N	1
12/2024	0.00	N	0	0.00	N	0	0.00	N	0	0.00	N	0	0.40	N	1
11/2024	0.00	N	0	0.00	N	0	0.00	N	0	0.00	N	0	0.40	N	1
10/2024	0.00	N	0	0.00	N	0	0.00	N	0	0.00	N	0	0.72	N	1
09/2024	0.00	N	0	0.00	N	0	0.00	N	0	0.00	N	0	0.66	N	1
08/2024	0.00	N	0	0.00	N	0	0.00	N	0	0.00	N	0	0.88	N	1
07/2024	0.00	N	0	0.00	N	0	0.00	N	0	0.00	N	0	1.33	N	1
06/2024	0.00	N	0	0.00	N	0	0.00	N	0	0.00	N	0	1.33	N	1
05/2024	0.00	N	0	0.00	N	0	0.00	N	0	0.00	N	0	1.33	N	1
04/2024	0.00	N	0	0.00	N	0	0.00	N	0	0.00	N	0	1.50	N	1
03/2024	0.00	N	0	0.00	N	0	0.00	N	0	0.00	N	0	2.40	N	1
02/2024	0.00	N	0	0.00	N	0	0.00	N	0	0.00	N	0	2.40	N	1
01/2024	0.00	N	0	0.00	N	0	0.00	N	0	0.00	N	0	2.40	N	1
12/2023	0.00	N	0	0.00	N	0	0.00	N	0	0.00	N	0	2.40	N	1
11/2023	0.00	N	0	0.00	N	0	0.00	N	0	0.00	N	0	2.40	N	1
10/2023	0.00	N	0	0.00	N	0	0.00	N	0	0.00	N	0	0.00	N	0
09/2023	0.00	N	0	0.00	N	0	0.00	N	0	0.00	N	0	0.00	N	0
08/2023	0.00	N	0	0.00	N	0	0.00	N	0	0.00	N	0	0.00	N	0
07/2023	0.00	N	0	0.00	N	0	0.00	N	0	0.00	N	0	0.00	N	0
06/2023	0.00	N	0	0.00	N	0	0.00	N	0	0.00	N	0	0.00	N	0
05/2023	0.00	N	0	0.00	N	0	0.00	N	0	0.00	N	0	0.00	N	0
04/2023	0.00	N	0	0.00	N	0	0.00	N	0	0.00	N	0	0.00	N	0
03/2023	0.00	N	0	0.00	N	0	0.00	N	0	0.00	N	0	0.00	N	0
02/2023	0.00	N	0	0.00	N	0	0.00	N	0	0.00	N	0	0.00	N	0
01/2023	0.00	N	0	0.00	N	0	0.00	N	0	0.00	N	0	0.00	N	0
12/2022	0.00	N	0	0.00	N	0	0.00	N	0	0.00	N	0	0.00	N	0
11/2022	0.00	N	0	0.00	N	0	0.00	N	0	0.00	N	0	0.00	N	0
10/2022	0.00	N	0	0.00	N	0	0.00	N	0	0.00	N	0	0.00	N	0
09/2022	0.00	N	0	0.00	N	0	0.00	N	0	0.00	N	0	0.00	N	0
08/2022	0.00	N	0	0.00	N	0	0.00	N	0	0.00	N	0	0.00	N	0
07/2022	0.00	N	0	0.00	N	0	0.00	N	0	0.00	N	0	0.00	N	0

\* BASIC Measures are the absolute SMS scores that are compared within each Safety Event Group to determine the BASIC Score percentiles.

**KPI: BASIC Measures by Fleet Size and Cargo Group ToC**

Fleet Size: 1-5 PUs

	Unsafe Driving		Hours of Service		Driver Fitness		Controlled Substance		Vehicle Maintenance		HM Compliance		Crash	
Cargo Group (Companies)	Avg.	Comp. to Avg.	Avg.	Comp. to Avg.	Avg.	Comp. to Avg.	Avg.	Comp. to Avg.	Avg.	Comp. to Avg.	Avg.	Comp. to Avg.	Avg.	Comp. to Avg.
General Freight (490400)	0.79	Worse	0.21	Better	0.21	Better	0.01	Better	1.88	Worse	0.01	Better	0.06	Worse
BAINS TRANS GROUP INC	21.00		0.00		0.00		0.00		5.26		0.00		1.00	



**Estimated ISS Score: 21 Pass ToC About the Inspection Selection System**

**Estimated ISS Score History - Table ToC**

Date	Estimated ISS Score	Recommendation	Algorithm
10/31/2025	21	Pass	Safety Algorithm
09/26/2025	20	Pass	Safety Algorithm
08/29/2025	18	Pass	Safety Algorithm
07/25/2025	4	Pass	Safety Algorithm
06/30/2025	2	Pass	Safety Algorithm
05/31/2025	2	Pass	Safety Algorithm
04/25/2025	2	Pass	Safety Algorithm
03/28/2025	1	Pass	Safety Algorithm
02/28/2025	1	Pass	Safety Algorithm
01/31/2025	1	Pass	Safety Algorithm
12/27/2024	1	Pass	Safety Algorithm
11/29/2024	1	Pass	Safety Algorithm
10/25/2024	1	Pass	Safety Algorithm
09/27/2024	1	Pass	Safety Algorithm
08/30/2024	1	Pass	Safety Algorithm
07/26/2024	1	Pass	Safety Algorithm
06/28/2024	1	Pass	Safety Algorithm
05/31/2024	1	Pass	Safety Algorithm
04/26/2024	1	Pass	Safety Algorithm
03/29/2024	72	Optional Inspect	Insufficient Data Algorithm
02/23/2024	72	Optional Inspect	Insufficient Data Algorithm
01/26/2024	72	Optional Inspect	Insufficient Data Algorithm
12/29/2023	72	Optional Inspect	Insufficient Data Algorithm
11/24/2023	72	Optional Inspect	Insufficient Data Algorithm
10/27/2023	63	Optional Inspect	Insufficient Data Algorithm
09/29/2023	63	Optional Inspect	Insufficient Data Algorithm
08/25/2023	66	Optional Inspect	Insufficient Data Algorithm
07/28/2023	63	Optional Inspect	Insufficient Data Algorithm
06/30/2023	64	Optional Inspect	Insufficient Data Algorithm
05/26/2023	65	Optional Inspect	Insufficient Data Algorithm
04/28/2023	63	Optional Inspect	Insufficient Data Algorithm
03/31/2023	63	Optional Inspect	Insufficient Data Algorithm
02/24/2023	63	Optional Inspect	Insufficient Data Algorithm
01/27/2023	63	Optional Inspect	Insufficient Data Algorithm
12/30/2022	63	Optional Inspect	Insufficient Data Algorithm
11/25/2022	63	Optional Inspect	Insufficient Data Algorithm
10/28/2022	63	Optional Inspect	Insufficient Data Algorithm
09/30/2022	63	Optional Inspect	Insufficient Data Algorithm
08/26/2022	63	Optional Inspect	Insufficient Data Algorithm
07/29/2022	63	Optional Inspect	Insufficient Data Algorithm

**Investigation Results ToC**

No Investigations reported on FMCSA website

**Penalties History ToC**

There is a problem with the Penalties data on FMCSA website.



**Acute Critical Violations (Based on Investigations as per CSA Methodology Appendix A) ToC**

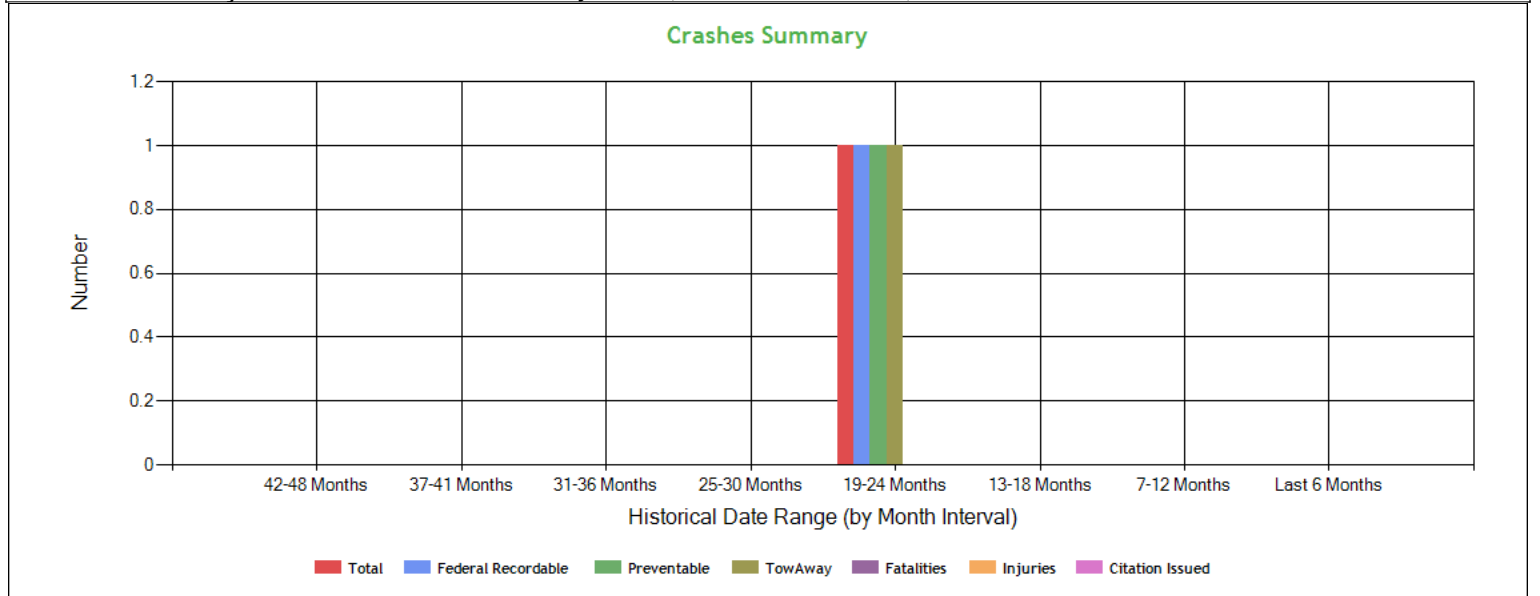
No Data

No red flag violations in the last 24 months

DOT Registration Information: The following information on this specific DOT # is from the Federal DOT (as of Operating Authority)					
DOT Registration: 07/28/2022		Total Power Units: 1		Total Trucks: 1	
		Total Trailers: 1		Total Passenger Vehicles: 0	
Status	Entity Type	Organization Type	Nation	Total Cars	Drivers / CDL Drivers
A	C	-	US	0	1* / 1
MCS-150 Date	Op Codes	Shipper Op Codes	Shipper HazMat Op Codes	Latest Review Type	Latest Review Document Number(Date)
05/05/2025	A				()
MCS-150 Mileage (Year)	Record Update Date	Transports Hazmats	DOT Census Date	Recordable Accident Rate	Preventable Accident Rate
47,538 (2024)	05/05/2025	N	07/28/2022	0%	0%
MCS-151 Mileage	Safety Rating (Date)	SEA Accident	SEA Driver	SEA Vehicle	SEA Management
0	None (None)	0%	0%	0%	0%
Classification Codes		Cargo Carried (per MCS-150)			
Authorized-For-Hire		General Freight			

DOT MCS-150 History ToC			(as of 05/08/2025 DOT census)						
Census Date	MCS-150 Date	MCS-150 Mileage	VMT Year	Power Units	Drivers	Trailers	Company Rep1	Company Rep2	Email
5/8/2025	5/5/2025	47538	2024	1	1	-	GURJIT S BAINS		GURJITBAINS54@YAHOO.COM
6/9/2023	5/19/2023	7250	2022	1	1	1	GURJIT SINGH BAINS		GURJITBAINS54@YAHOO.COM
8/9/2022	7/28/2022	0		1	1	1	GURJIT SINGH BAINS		GURJITBAINS54@YAHOO.COM

**Crash Summary Chart ToC Crashes Summary - Chart (based on all available crash data)**





Crashes Summary - Table (based on all available crash data) ToC										
	TOTAL	Last 6 months	7-12 months	13-18 months	19-24 months	25-30 months	30-36 months	37-41 months	42-48 months	Over 49 months
Total Reportable	1	0	0	0	1	0	0	0	0	0
Fatalities	0	0	0	0	0	0	0	0	0	0
Injuries	0	0	0	0	0	0	0	0	0	0
Tow Away	1	0	0	0	1	0	0	0	0	0
With Citations	0	0	0	0	0	0	0	0	0	0
Federal Recordable	1	0	0	0	1	0	0	0	0	0
Preventable	1	0	0	0	1	0	0	0	0	0
Crash per Pwr Unit	-	0.0%	0.0%	0.0%	100.0%	0.0%	0.0%	0.0%	0.0%	-

Inspection Summary ToC			
The following inspection information is based on results for 24 months prior to: 11/18/2025. Please note that the total inspections number is not necessarily the total of the vehicle, driver and hazmat inspections, as one inspection may have included any combination of the below inspections.			
Overall	Vehicle	Driver	Hazmat
(Please note that the total inspections number is not necessarily the total of the vehicle, driver and hazmat inspections, as one inspection may have included any combination of the below inspections)  Total Inspections: 8 Total Out of Service: 1  Out of Service: 12.5% National Average: 21.07% Difference: -8.57%	Total Inspections: 7 Total Out of Service: 0  Out of Service: 0.00% National Average: 25.16% Difference: -25.16%	Total Inspections: 8 Total Out of Service: 0  Out of Service: 0.00% National Average: 6.78% Difference: -6.78%	Total Inspections: 0 Total Out of Service: 0  Out of Service: 0.00% National Average: 2.1% Difference: -2.1%

KPI: Inspection Viol OOS Rates by Cargo Group ToC								
Cargo Group	OVERALL		VEHICLE		DRIVER		HAZMAT	
	Average	Compared to Average	Average	Compared to Average	Average	Compared to Average	Average	Compared to Average
General Freight	29.47%	Better	25.37%	Better	13.41%	Better	0.14%	Better
BAINS TRANS GROUP INC	12.50%		0%		0%		0%	

FHWA Registration Information: The following data on this Motor Carrier is from the Federal Hwy Administration (as of 11/20/2024)								
Docket Number	DOT Number	Company Name	DBA Name	Address	City	State	Country	ZIP Code
MC1453440	3925685	BAINS TRANS GROUP INC		145 PIERRE DR	MANTECA	CA	US	95337
Phone Number	Fax Number	Mail Address	Mail City	Mail State	Mail Contry	Mail ZIP Code	Mail Phone Number	Mail Fax Number
(209)-305-1034		145 PIERRE DR	MANTECA	CA	US	95337-7847		
Date of Last Change	Freight	Passenger	Household Goods	Active Authority	Pending Authority	Revocation Pending Authority		
11/20/2024	Y	N	N	/ Common /	/	/		

Insurance Required (as of 11/20/2024) ToC			
Docket Number	Insurance Type	Insurance Required	Insurance on File
MC1453440	BIPD	\$750k	\$750k
MC1453440	Cargo	No	No
MC1453440	Bond	No	No



Active / Pending Insurance (as of 11/20/2024)										
Docket Number	Form	Type	Insurance Carrier	Policy/Surety	Coverage From	Coverage To	Required	On File	Effective Date	Cancel Date
MC1453440	91X	BIPD/Primary	UNITED FINANCIAL CASUALTY COMPANY	CA988743412	\$0k	\$750k	\$750k	\$750k	11/20/2024	-

Insurance History (as of 11/20/2024)									
Docket Number	Form	Type	Insurance Carrier	Policy/Surety	Coverage From	Coverage To	Effective Date From	Effective Date To	
MC1453440	91X	BIPD/Primary	GREAT WEST CASUALTY CO.	MCP91442A	\$0k	\$1000k	11/20/2022	11/20/2024 Cancelled	

FHWA Authorities (as of 11/20/2024) <a href="#">ToC</a>								
Docket#	L&I Name	Active Authority	Inactive Authority	Pending Authority	Revocation Pending Authority	Freight	Passenger	Household Goods
MC1453440	BAINS TRANS GROUP INC	Common /				Yes	No	No

Authority History (as of 11/20/2024)				
Docket Number	Sub	Auth Type	Original Action	Disposition
MC1453440		COMMON	INVOLUNTARY REVOCATION 10/24/2024 12:00:00 AM	DISCONTINUED REVOCATION 10/30/2024 12:00:00 AM
MC1453440		COMMON	GRANTED 11/21/2022 12:00:00 AM	

Severe Violations (i.e. those with >= 8 points) - Chart <a href="#">ToC</a>
No Data

Severe Violations (i.e. those with >= 8 points) - Table
No Data





Violation Report <a href="#">ToC</a>						
Inspection Date	Inspection State	BASIC	Violation Description	OOS	VIN	Severity Points
09/26/2025	CA	Vehicle Maintenance	393.55D2B - AIR BRAKE - ABS MALFUNCTION LAMP DEFECTIVE ON TRUCK-TRACTOR MANUFACTURED ON OR AFTER MARCH 1 2001 FOR TOWED VEHICLE.	No	1FUJHHDR7MLMF7059	4
09/26/2025	CA	Vehicle Maintenance	393.207ASAPPCBLM - SUSPENSION - AXLE POSITIONING PART CRACKED/BROKEN/LOOSE/MISSING.	No	1FUJHHDR7MLMF7059	7
09/17/2025	CA	Unsafe Driving	392.2SLLS3 - State/Local Laws - Speeding 11-14 miles per hour over the speed limit	No	1FUJHHDR7MLMF7059	7
07/08/2025	CA	Vehicle Maintenance	393.47E - Clamp/Roto-Chamber type brake(s) out of adjustment	No	1FUJHHDR7MLMF7059	4
07/08/2025	CA	Vehicle Maintenance	393.53BB - AIR BRAKE - CMV MANUFACTURED ON OR AFTER 10/20/1994 HAS AN AUTOMATIC AIRBRAKE ADJUSTMENT SYSTEM THAT FAILS TO COMPENSATE FOR WEAR.	No	1FUJHHDR7MLMF7059	4
07/08/2025	CA	Vehicle Maintenance	393.95A1 - EMERGENCY EQUIPMENT - FIRE EXTINGUISHERS - NO FIRE EXTINGUISHER PRESENT OR NOT PROPERLY RATED.	No	1FUJHHDR7MLMF7059	2
04/22/2025	CA	Vehicle Maintenance	393.9ALFTSI - LIGHTING - FRONT - TURN SIGNAL - INOPERATIVE.	No	1FUJHHDR7MLMF7059	6
07/30/2024	CA	Vehicle Maintenance	396.3A1BOS - BRAKES OUT OF SERVICE: The number of defective brakes is equal to or greater than 20 percent of the service brakes on the vehicle or combination	Yes	3H3C532S7KT635675	0
07/30/2024	CA	Vehicle Maintenance	393.47E - Clamp/Roto-Chamber type brake(s) out of adjustment	No	3H3C532S7KT635675	4
07/30/2024	CA	Vehicle Maintenance	393.53B - Automatic brake adjuster CMV manufactured on or after 10/20/1994 - air brake	No	3H3C532S7KT635675	4
11/09/2023	CA	Vehicle Maintenance	393.45B2 - Failing to secure brake hose/tubing against mechanical damage	No	1FUJGLD51GLHC7879	4
No filters were applied when generating this report, see the live report for more options.						



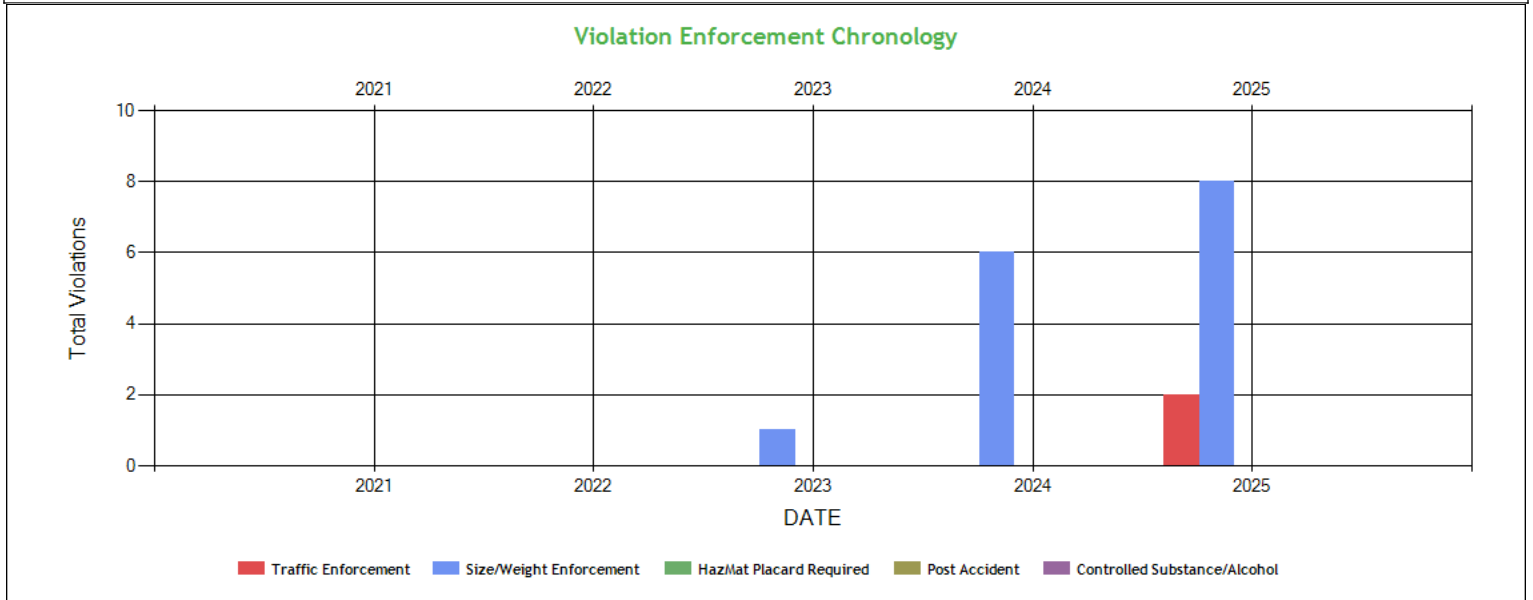
## Violation Summary **ToC**

BASIC	Violation Group	Code	Description	# of Violations	# of OOS Violations	Severity Points
Unsafe Driving	Speeding 3	392.2SLLS3	State/Local Laws - Speeding 11-14 miles per hour over the speed limit	1	0	7
Vehicle Maintenance	Suspension	393.207ASAPPCBLM	SUSPENSION - AXLE POSITIONING PART CRACKED/BROKEN/LOOSE/MISSING.	1	0	7
Vehicle Maintenance	Lighting	393.9ALFTSI	LIGHTING - FRONT - TURN SIGNAL - INOPERATIVE.	1	0	6
Vehicle Maintenance	Brakes, All Others	393.45B2	Failing to secure brake hose/tubing against mechanical damage	1	0	4
Vehicle Maintenance	Brakes Out of Adjustment	393.47E	Clamp/Roto-Chamber type brake(s) out of adjustment	2	0	4
Vehicle Maintenance	Brakes, All Others	393.53B	Automatic brake adjuster CMV manufactured on or after 10/20/1994 - air brake	1	0	4
Vehicle Maintenance	Brakes All Others	393.53BB	AIR BRAKE - CMV MANUFACTURED ON OR AFTER 10/20/1994 HAS AN AUTOMATIC AIRBRAKE ADJUSTMENT SYSTEM THAT FAILS TO COMPENSATE FOR WEAR.	1	0	4
Vehicle Maintenance	Brakes All Others	393.55D2B	AIR BRAKE - ABS MALFUNCTION LAMP DEFECTIVE ON TRUCK-TRACTOR MANUFACTURED ON OR AFTER MARCH 1 2001 FOR TOWED VEHICLE.	1	0	4
Vehicle Maintenance	Emergency Equipment	393.95A1	EMERGENCY EQUIPMENT - FIRE EXTINGUISHERS - NO FIRE EXTINGUISHER PRESENT OR NOT PROPERLY RATED.	1	0	2
Vehicle Maintenance	Not used in SMS Calculation	396.3A1BOS	BRAKES OUT OF SERVICE: The number of defective brakes is equal to or greater than 20 percent of the service brakes on the vehicle or combination	1	1	0

No filters were applied when generating this report, see the live report for more options.



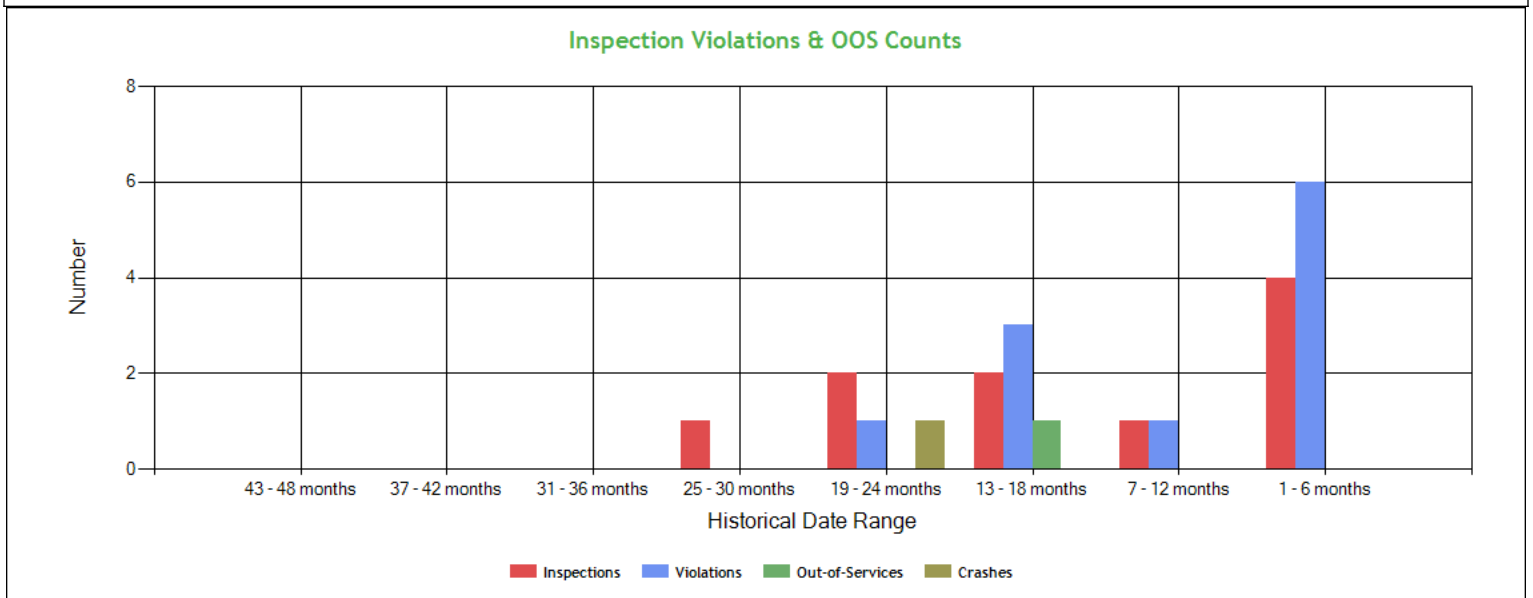
**Violation Enforcement Chronology - Chart ToC**



**Violation Enforcement Chronology - Table ToC**

	2021	2022	2023	2024	2025
Traffic Enforcement	0	0	0	0	2
Size/Weight Enforcement	0	0	1	6	8
HazMat Placard Required	0	0	0	0	0
Post Accident	0	0	0	0	0
Controlled Substance/Alcohol	0	0	0	0	0

**Inspection Violations & OOS Counts - Chart ToC**





**Inspection Violations & OOS Counts - Table** [ToC](#)

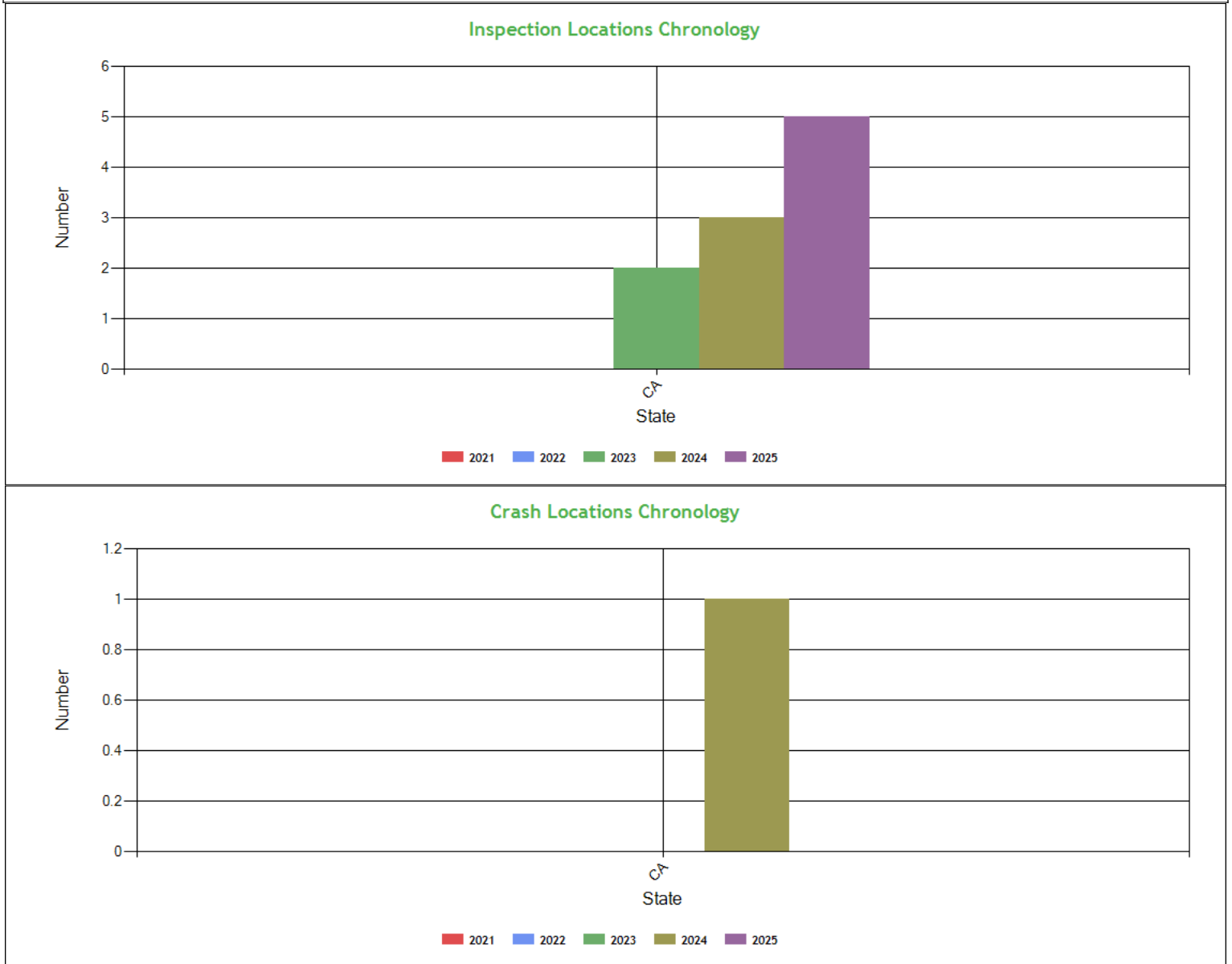
Date Range	Inspections	Violations	Out-of-Services	Crashes
<b>TOTAL</b>	10	11	1	1
<b>1 - 6 months</b>	4	6	0	0
<b>7 - 12 months</b>	1	1	0	0
<b>13 - 18 months</b>	2	3	1	0
<b>19 - 24 months</b>	2	1	0	1
<b>25 - 30 months</b>	1	0	0	0
<b>31 - 36 months</b>	0	0	0	0
<b>37 - 42 months</b>	0	0	0	0
<b>43 - 48 months</b>	0	0	0	0

**Radius of Operation (based on Inspections and Crashes during the past 3 years)** [ToC](#)

	Total	Drive between 0 and 50 miles radius	Drive between 51 and 200 miles radius	Drive between 201 and 300 miles radius	Drive between 301 and 400 miles radius	Drive between 401 and 500 miles radius	Drive between 501 and 600 miles radius	Drive beyond 600 miles radius
<b>Power Units (i.e. unique VINs)</b>	2	0	2	0	0	0	0	0
<b>Percent</b>	100%	0%	100%	0%	0%	0%	0%	0%



**Inspection & Crash Locations - Chart** [ToC](#)



**Inspection & Crash Locations - Table** [ToC](#)

State	Inspections					Violations					Out-of-Services					Crashes				
	2021	2022	2023	2024	2025	2021	2022	2023	2024	2025	2021	2022	2023	2024	2025	2021	2022	2023	2024	2025
TOTAL	0	0	2	3	5	0	0	1	3	7	0	0	0	1	0	0	0	0	1	0
CA	0	0	2	3	5	0	0	1	3	7	0	0	0	1	0	0	0	0	1	0

**Hot Spot Summary** [ToC](#)

Year	Month	Level 5	Level 5 %	Level 4	Level 4 %	Level 3	Level 3 %	Level 2	Level 2 %	Level 1	Level 1 %	Level 0	Level 0 %	Levels 1 - 5	Levels 1 - 5 %
2025	October (Partial)	0	0.00%	0	0.00%	1	20.00%	0	0.00%	0	0.00%	0	0.00%	1	20.00%
2025	September	0	0.00%	0	0.00%	2	40.00%	0	0.00%	0	0.00%	0	0.00%	2	40.00%
2025	July	0	0.00%	0	0.00%	1	20.00%	0	0.00%	0	0.00%	0	0.00%	1	20.00%



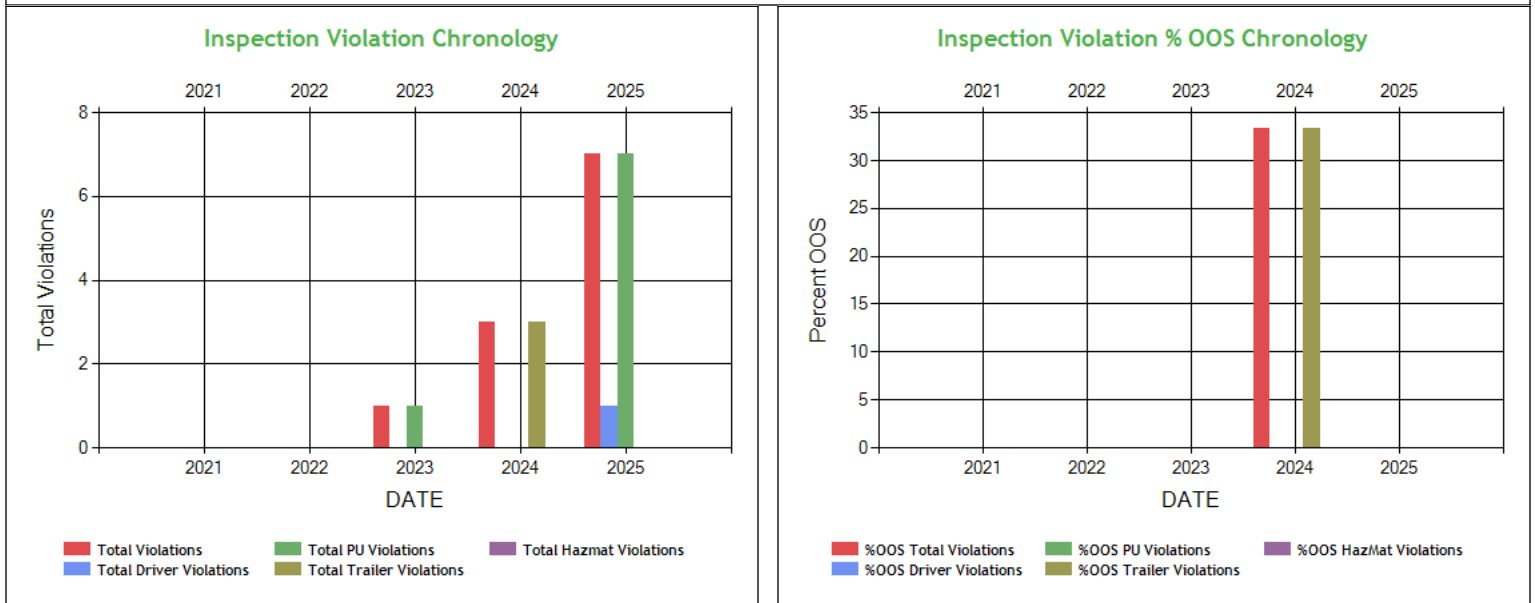
2025	April	0	0.00%	0	0.00%	1	20.00%	0	0.00%	0	0.00%	0	0.00%	1	20.00%
<b>Totals</b>		0	0.00%	0	0.00%	5	100.00%	0	0.00%	0	0.00%	0	0.00%	5	100.00%

### Hot Spot Analysis

State	County	Level	Count	Percentage
CA	Solano	3	3	60.00%
CA	Tulare	3	1	20.00%
CA	Alameda	3	1	20.00%

Report generated using the last 12 full months of inspection data

### Inspection Violation % OOS Chronology - Chart [ToC](#)

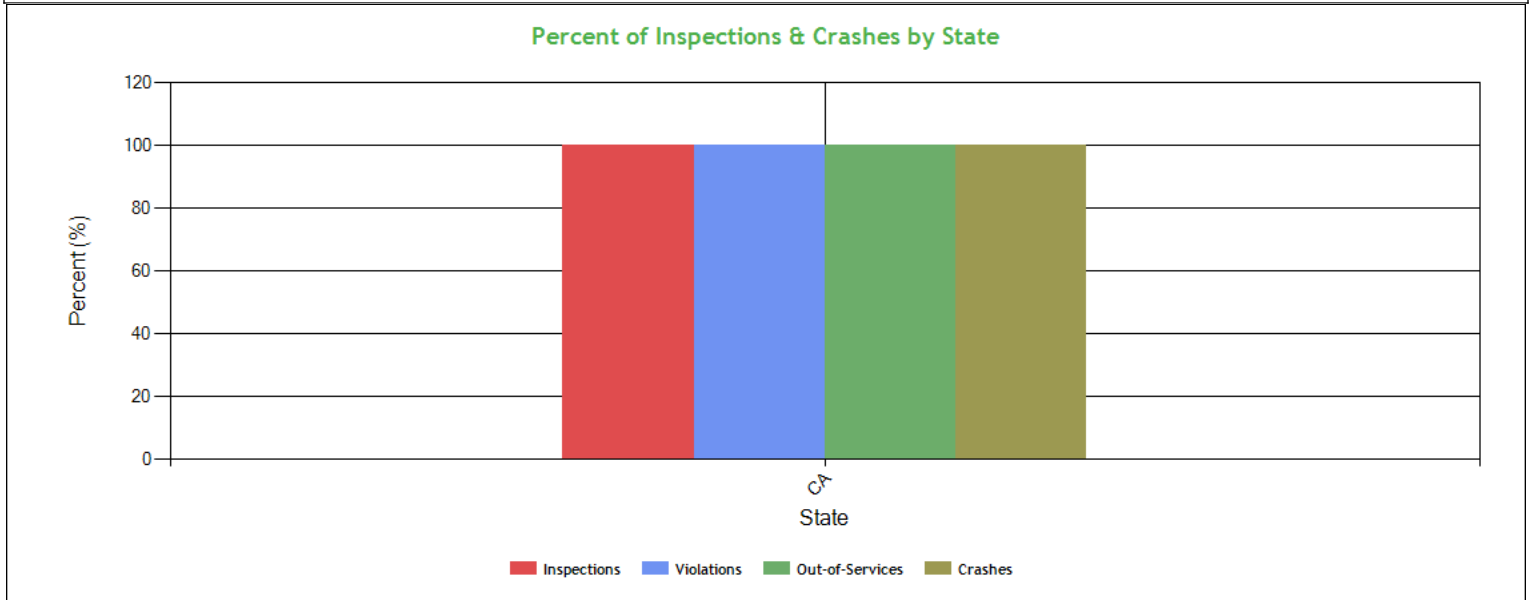


### Inspection Violation % OOS Chronology - Table [ToC](#)

	2021	2022	2023	2024	2025
Total Violations	0	0	1	3	7
Total Out Of Services	0	0	0	1	0
%OOS Total Violations	0	0	0	33.33	0
Total Driver Violations	0	0	0	0	1
Total Driver Out Of Services	0	0	0	0	0
%OOS Driver Violations	0	0	0	0	0
Total PU Violations	0	0	1	0	7
Total PU Out Of Services	0	0	0	0	0
%OOS PU Violations	0	0	0	0	0
Total Trailer Violations	0	0	0	3	0
Total Trailer Out Of Services	0	0	0	1	0
%OOS Trailer Violations	0	0	0	33.33	0
Total Hazmat Violations	0	0	0	0	0
Total Hazmat Out Of Services	0	0	0	0	0
%OOS HazMat Violations	0	0	0	0	0



Percent of Insp & Crash by State - Chart ToC



Percent of Insp & Crash by State - Table (based on Inspection data from the last 4 years) ToC

State	Inspections		Violations		Out-of-Services		Crashes	
	Total	Percent	Total	Percent	Total	Percent	Total	Percent
	10	100	11	100	1	100	1	100
CA	10	100	11	100	1	100	1	100

VIN Insp Summary by State (based on inspection from the last 2 years) ToC

VIN	Insp	Viol Pts	Counts in each State	
			CA	
			Insp	Viol Pts
TOTALS	14/ 46*	10/ 46**	10	46
1FUJHHDR7MLM F7059	7	34	7	34
1FUJGLD51GLHC 7879	2	4	2	4
3H3C532S7KT635 675	1	8	1	8
3H3C532S9KT635 807	1	0	1	0
57VAA5321N2001 147	1	0	1	0
57VAA5328N1014 872	1	0	1	0
LJRC54263JT025 264	1	0	1	0

\*<Total number of inspections for these 7 VIN(s)>/n<Total number of inspections for these 1 state(s)>

\*\*<Total severity sum for these 7 VIN(s)>/n<Total severity sum for these 1 state(s)>

Violations By Unit Type ToC

# of Violations: 11 Total Severity: 46 based on inspections in the last 2 years

Violation Unit: Driver	# of Violations: 1	Total Severity: 7	% of Total: 15.22%
Viol. Group: Speeding 3	# of Violations: 1	Total Severity: 7	% of Total: 15.22%



Violation	Number of Occurrences	Viol. Severity	Total Severity
392.2SLLS3:State/Local Laws - Speeding 11-14 miles per hour o	1	7	7
<b>Violation Unit: Power Unit</b>	<b># of Violations: 7</b>	<b>Total Severity: 31</b>	<b>% of Total: 67.39%</b>
<b>Viol. Group: Brakes All Others</b>	<b># of Violations: 3</b>	<b>Total Severity: 12</b>	<b>% of Total: 26.09%</b>
<b>Violation</b>	<b>Number of Occurrences</b>	<b>Viol. Severity</b>	<b>Total Severity</b>
393.45B2:Failing to secure brake hose/tubing against mechan	1	4	4
393.53BB:AIR BRAKE - CMV MANUFACTURED ON OR AFTER 10/20/199	1	4	4
393.55D2B:AIR BRAKE - ABS MALFUNCTION LAMP DEFECTIVE ON TRUC	1	4	4
<b>Viol. Group: Suspension</b>	<b># of Violations: 1</b>	<b>Total Severity: 7</b>	<b>% of Total: 15.22%</b>
393.207ASAPPCBLM:SUSPENSION - AXLE POSITIONING PART CRACKED/BROKEN/	1	7	7
<b>Viol. Group: Lighting</b>	<b># of Violations: 1</b>	<b>Total Severity: 6</b>	<b>% of Total: 13.04%</b>
393.9A1FTSI:LIGHTING - FRONT - TURN SIGNAL - INOPERATIVE.	1	6	6
<b>Viol. Group: Brakes Out of Adjustment</b>	<b># of Violations: 1</b>	<b>Total Severity: 4</b>	<b>% of Total: 8.7%</b>
393.47E:Clamp/Roto-Chamber type brake(s) out of adjustment	1	4	4
<b>Viol. Group: Emergency Equipment</b>	<b># of Violations: 1</b>	<b>Total Severity: 2</b>	<b>% of Total: 4.35%</b>
393.95A1:EMERGENCY EQUIPMENT - FIRE EXTINGUISHERS - NO FIRE	1	2	2
<b>Violation Unit: Trailer</b>	<b># of Violations: 3</b>	<b>Total Severity: 8</b>	<b>% of Total: 17.39%</b>
<b>Viol. Group: Brakes All Others</b>	<b># of Violations: 1</b>	<b>Total Severity: 4</b>	<b>% of Total: 8.7%</b>
<b>Violation</b>	<b>Number of Occurrences</b>	<b>Viol. Severity</b>	<b>Total Severity</b>
393.53B:Automatic brake adjuster CMV manufactured on or af	1	4	4
<b>Viol. Group: Brakes Out of Adjustment</b>	<b># of Violations: 1</b>	<b>Total Severity: 4</b>	<b>% of Total: 8.7%</b>
393.47E:Clamp/Roto-Chamber type brake(s) out of adjustment	1	4	4
<b>Viol. Group: Not used in SMS Calculation</b>	<b># of Violations: 1</b>	<b>Total Severity: 0</b>	<b>% of Total: 0%</b>
396.3A1BOS:BRAKES OUT OF SERVICE: The number of defective bra	1	0	0

### Equipment Ownership **ToC**Equipment Ownership (based on MCS-150 dated 5/5/2025)

	Trucks	Tractors	Trailers	Motor Coaches	Vans
<b>Owned</b>	0	1	0	0	0
<b>Term Leased</b>	0	0	1	0	0
<b>Trip Leased</b>	0	0	0	0	0
<b>Total No.</b>	0	1	1	0	0

### Equipment Details Power Units **ToC**

VIN	Latest Insp Date	Year	Make	Model	Body Class	Body Type	Axles	Len	Fuel Type
1FUJHHDR7ML MF7059	10/07/2025	2021	FREIGHTLINER	New Cascadia 126" Sleepercab	Truck-Tractor	-	-	-	Diesel
1FUJGLD51GL HC7879	11/09/2023	2016	FREIGHTLINER	Cascadia	Truck-Tractor	-	-	-	Diesel

### Equipment Details Trailers

VIN	Latest Insp Date	Year	Make	Model	Body Class	Body Type	Axles	Len	Fuel Type
57VAA5328N10 14872	10/07/2025	2022	CIMC	CIMC	Trailer	Container Chassis/Container Trailer	2	53	Not Applicable
LJRC54261JT02 3223	09/26/2025	2018	CIMC VEHICLES GROUP CO	CIMC VEHICLES GROUP CO	Trailer	Container Chassis / Container Trailer	2	54	-
3H3C532S8XT0 37716	09/17/2025	1999	HYUNDAI TRANSL EAD TRAILERS	HYUNDAI TRANSL EAD	Trailer	Container Chassis / Container Trailer	2	53	-
LJRC54260LT00 4469	07/08/2025	2020	CIMC VEHICLES GROUP CO	CIMC VEHICLES GROUP CO	Trailer	Container Chassis / Container Trailer	2	54	-
5EF2GC5334B7 58164	04/22/2025	2004	CHEETAH CHASSIS	CHEETAH CHASSIS	Trailer	Chassis	2	53	-
3H3C532S9KT6 35807	09/18/2024	2019	HYUNDAI TRANSL EAD TRAILERS	HYUNDAI TRANSL EAD	Trailer	Container Chassis / Container Trailer	2	53	-
3H3C532S7KT6 35675	07/30/2024	2019	HYUNDAI TRANSL EAD TRAILERS	HYUNDAI TRANSL EAD	Trailer	Container Chassis / Container Trailer	2	53	-





LJRC54263JT02 5264	04/03/2024	2018	CIMC VEHICLES GROUP CO	CIMC VEHICLES GROUP CO	Trailer	Container Chassis / Container Trailer	2	54	-
-----------------------	------------	------	------------------------------	------------------------------	---------	---	---	----	---

Vehicle Age <b>ToC</b>				
Year	# Power Units	PU Percentage	# Trailers	Trailres Percentage
2022	0	0.00%	1	12.50%
2021	1	100.00%	0	0.00%
2020	0	0.00%	1	12.50%
2019	0	0.00%	2	25.00%
2018	0	0.00%	2	25.00%
2004	0	0.00%	1	12.50%
1999	0	0.00%	1	12.50%
Based on 24 months of inspection data, see the live report for more options				

States of Power Unit Registrations <b>ToC</b>	
State	CA
Number of Power Units	2

Equipment Acquisitions - Table <b>ToC</b>						
	Power Units inspected for 1st time in past 12 months	Power Units inspected for 1st time in past 24 months	Power Units inspected during entire date range	Trailers inspected for 1st time in past 12 months	Trailers inspected for 1st time in past 24 months	Trailers inspected during entire date range
Unique VINs	1	1	2	5	8	9
Unique License Plates	1	1	2	5	8	9
License Plate States	1	1	1	2	2	2

Driver Details <b>ToC</b> Driver Details (based on MCS-150 dated 5/5/2025)			
	Within 100 mi	Beyond 100 mi	TOTAL
# Drivers Interstate	0	1	1
# Drivers Intrastate	0	0	0
TOTAL	0	1	/
Avg. # Trip Lease Drivers/Mo: 0 # Drivers Grand Total: 1 # Drivers Commercially Licensed: 1			

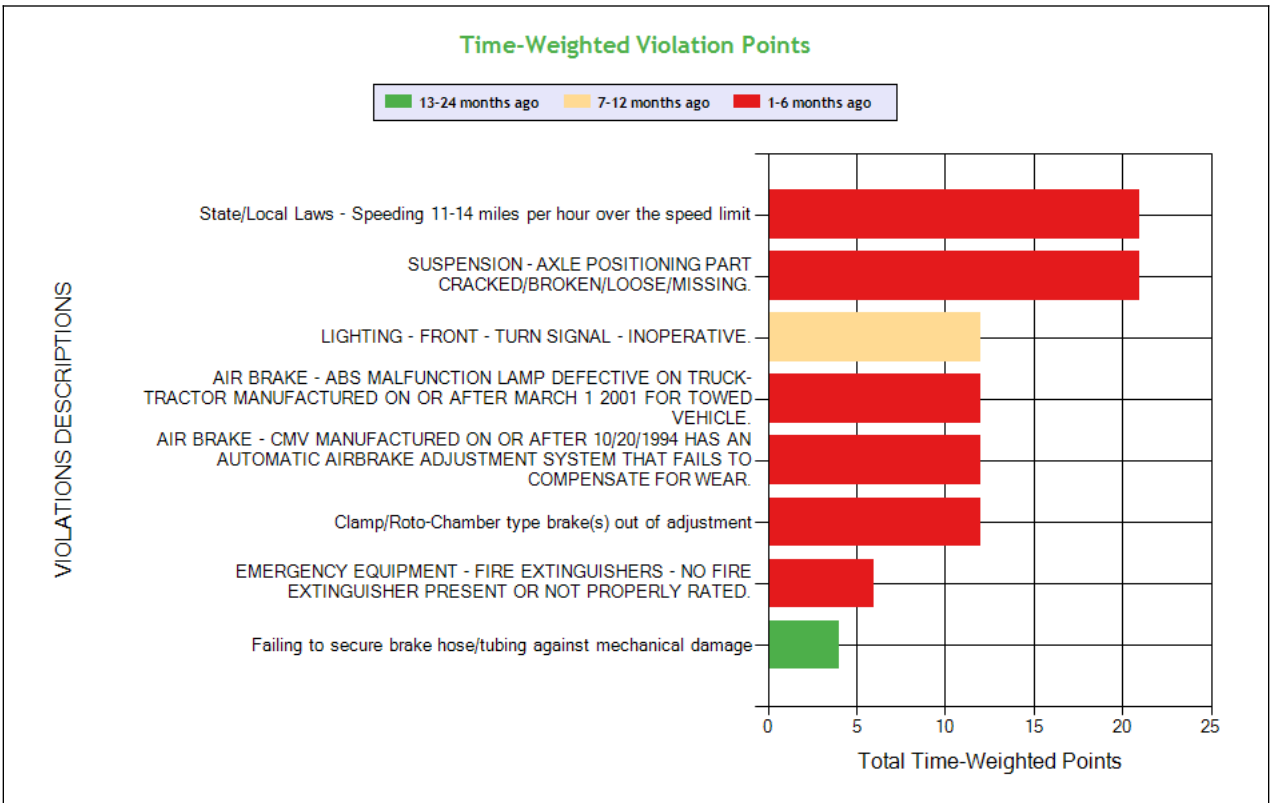
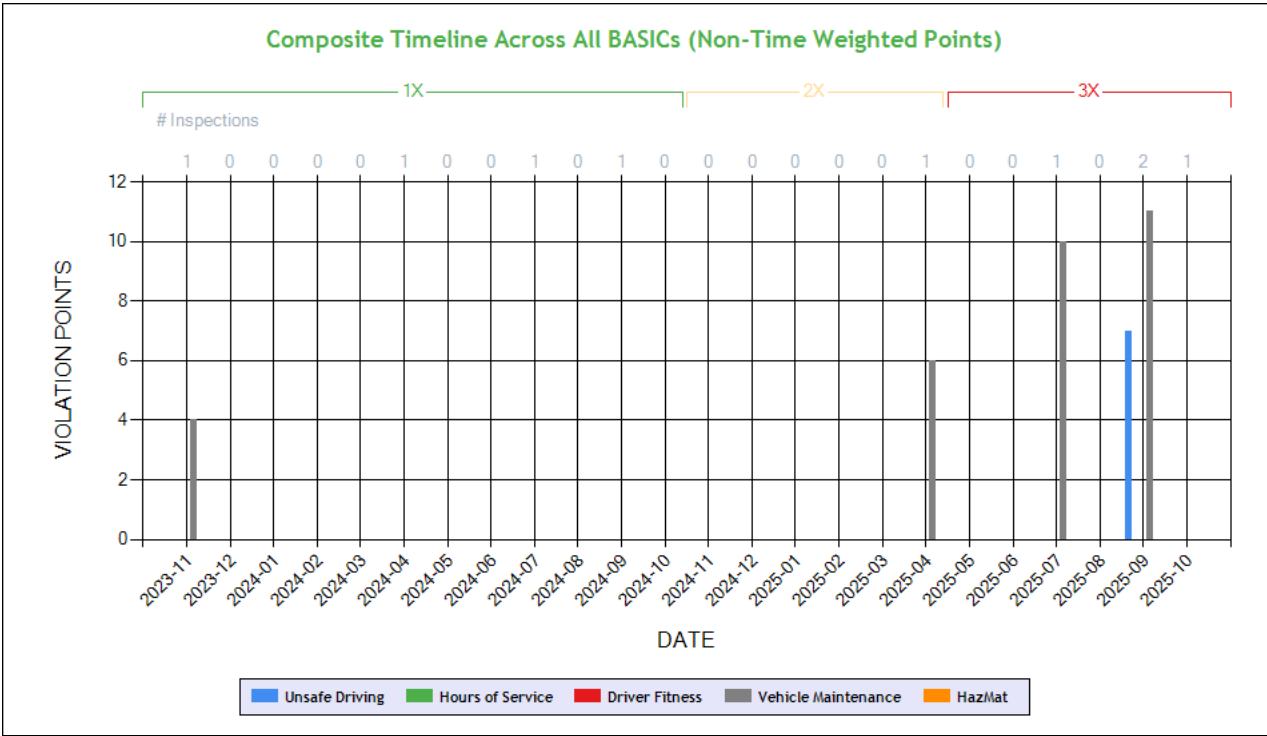
Shared VIN Summary <b>ToC</b>
No Data

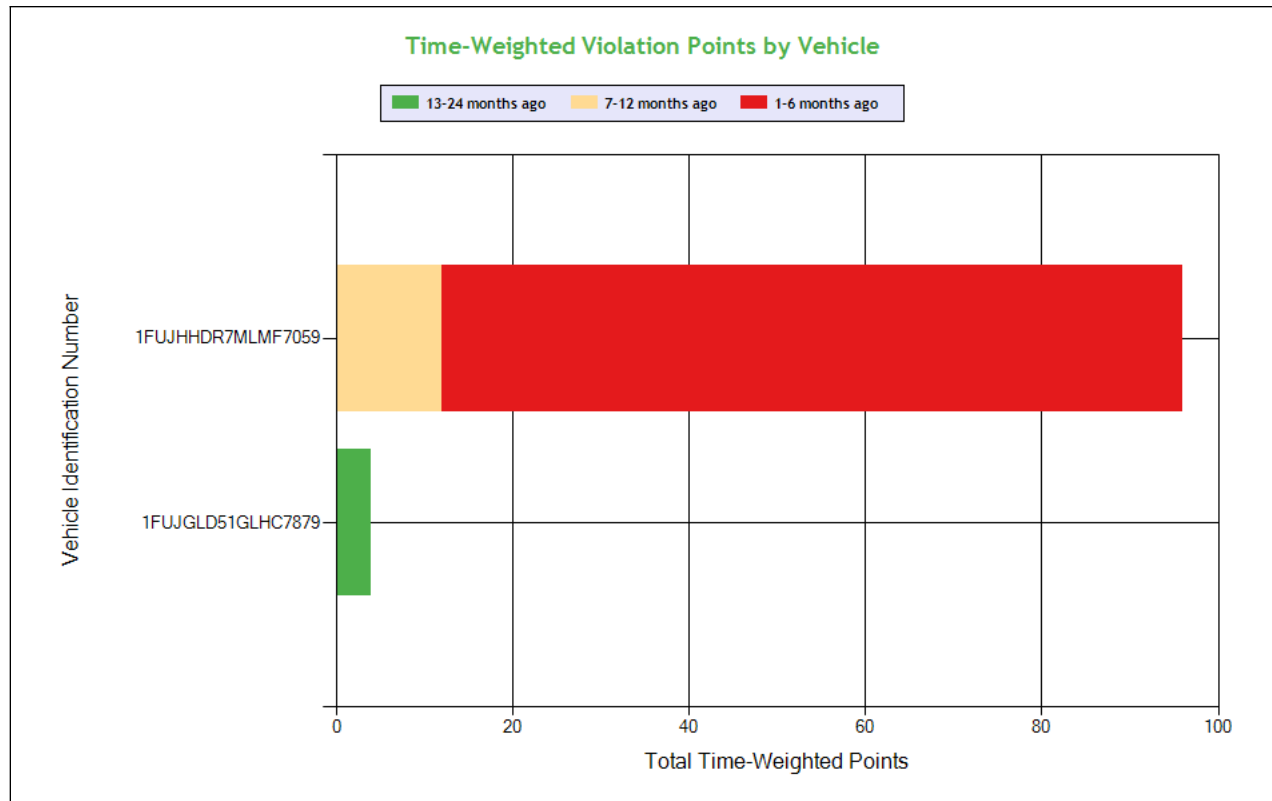
**SHIPPERS DETAIL **ToC**** based on Inspection results for the last 4 years

Shipper Name	Number of Inspections	Shipper Name	Number of Inspections
No Shipper listed	9	SONOMA VALLEY WHSE	1



**Carrier Underwriting Report Safety Summary ToC**





See the Excel file for the complete analysis

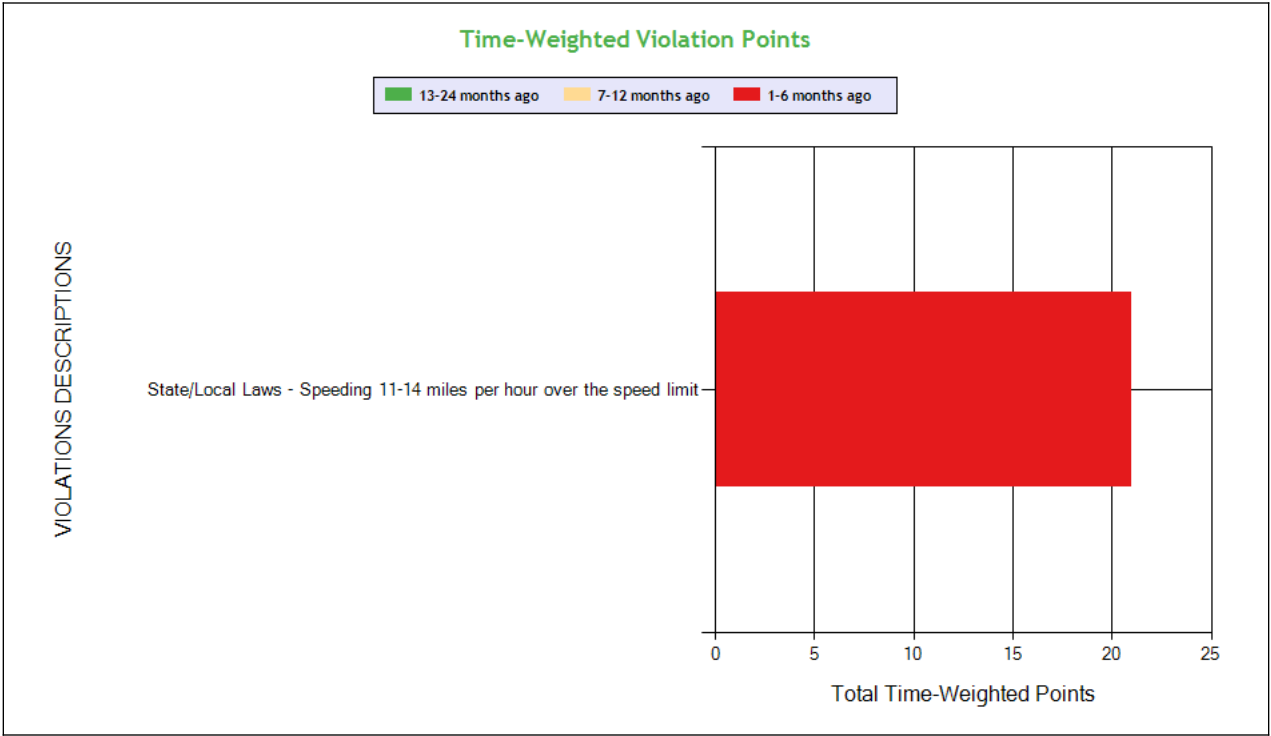
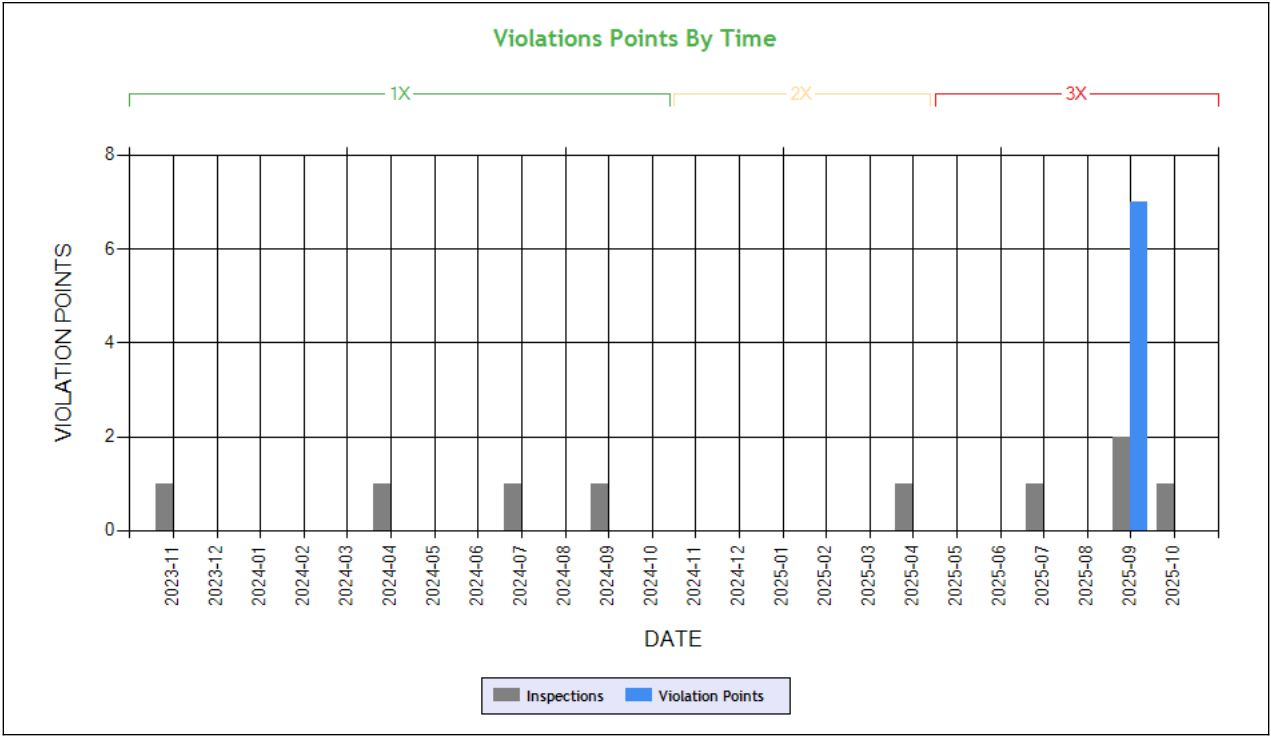
# Violations is in (1-6/7-12/13-24mo)

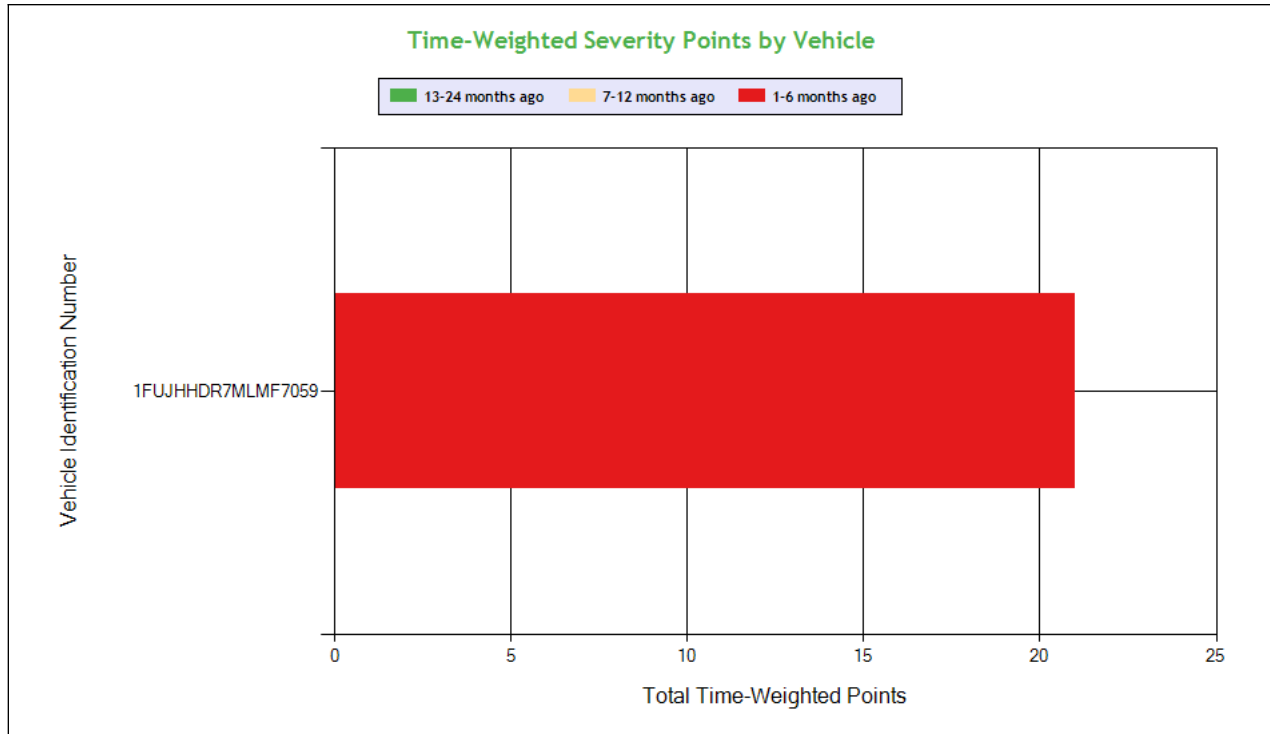
Shaded = Out Of Service Violation										
Violation Group			Speeding 3	Suspension	Lighting	Brakes Out of Adjustment	Brakes All Others	Brakes All Others	Emergency Equipment	Brakes, All Others
Violation Description	Total Time-weighted Points by VIN	% of Total Time-weighted Points by VIN	State/Local Laws - Speeding 11-14 miles per hour over the speed limit	SUSPENSION - AXLE POSITIONING PART CRACKED/BROKEN/LOOSE/MISSING.	LIGHTING - FRONT - TURN SIGNAL - INOPERATIVE.	Clamp/Roto-Chamber type brake(s) out of adjustment	AIR BRAKE - CMV MANUFACTURED ON OR AFTER 10/20/1994 HAS AN AUTOMATIC AIRBRAKE ADJUSTMENT SYSTEM THAT FAILS TO COMPENSATE FOR WEAR.	AIR BRAKE - ABS MALFUNCTION LAMP DEFECTIVE ON TRUCK-TRACTOR MANUFACTURED ON OR AFTER MARCH 1 2001 FOR TOWED VEHICLE.	EMERGENCY EQUIPMENT - FIRE EXTINGUISHERS - NO FIRE EXTINGUISHER PRESENT OR NOT PROPERLY RATED.	Failing to secure brake hose/tubing against mechanical damage
Driver Resp			Yes	No	Yes	No	No	No	Yes	Yes
Total Time-weighted Points			21	21	12	12	12	12	6	4
% Total Time-Wt Pts			21.00	21.00	12.00	12.00	12.00	12.00	6.00	4.00
1FUJHHDR7MLMF7059	96	96.00	21 (1/0/0)	21 (1/0/0)	12 (0/1/0)	12 (1/0/0)	12 (1/0/0)	12 (1/0/0)	6 (1/0/0)	
1FUJGLD51GLHC7879	4	4.00								4 (0/0/1)



**SAFETY ANALYSIS    ToC**

**Unsafe Driving**





See the Excel file for the complete analysis

# Violations is in (1-6/7-12/13-24mo)

Shaded = Out Of Service Violation			
Violation Group			Speeding 3
Violation Description	Total Time-weighted Points by VIN	% of Total Time-weighted Points by VIN	State/Local Laws - Speeding 11-14 miles per hour over the speed limit
Driver Resp			Yes
Total Time-weighted Points			21
% Total Time-Wt Pts			100
1FUJHHDR7MLMF7059	21	100	21 (1/0/0)

## HOS Compliance

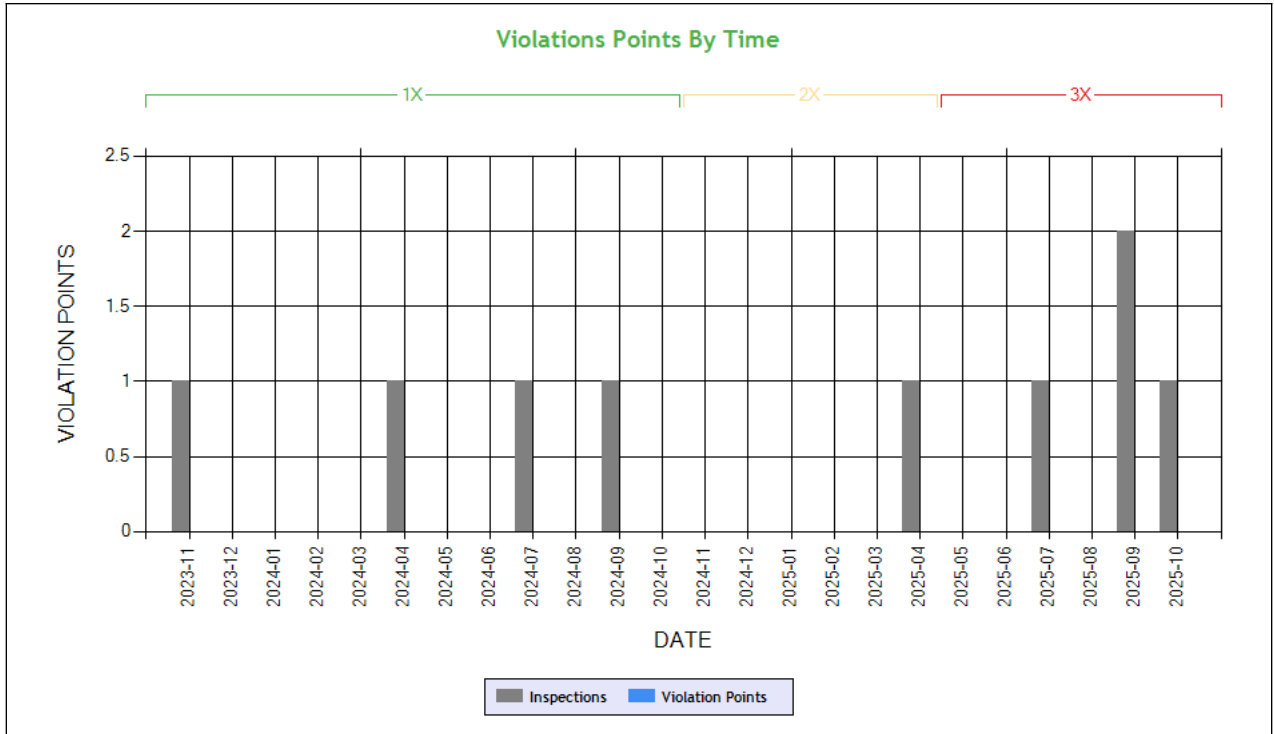
Time-Weighted Violation Points - no data available to draw a chart

Time-Weighted Severity Points by Vehicle - no data available to draw a chart

See the Excel file for the complete analysis

# Violations is in (1-6/7-12/13-24mo)

Shaded = Out Of Service Violation		
Violation Group		
Violation Description	Total Time-weighted Points by VIN	% of Total Time-weighted Points by VIN



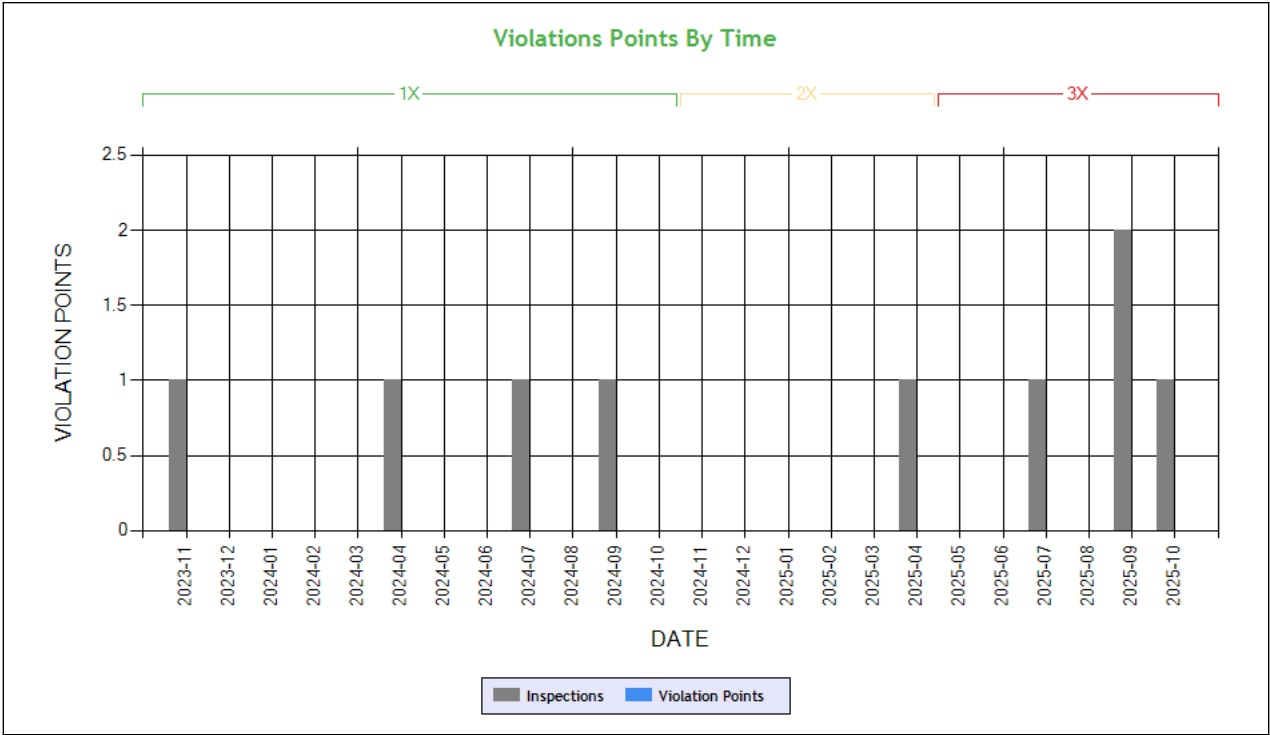
**Carrier Software**  
 1-800-646-5152  
 info@CarrierSoftware.com

**CONFIDENTIAL - Intended for use by Amerigo Insurance Agency - Date: 11/19/2025**  
**BAINS TRANS GROUP INC - DOT# 3925685 / MC1453440**

Driver Resp		
Total Time-weighted Points		
% Total Time-Wt Pts		



**Driver Fitness**



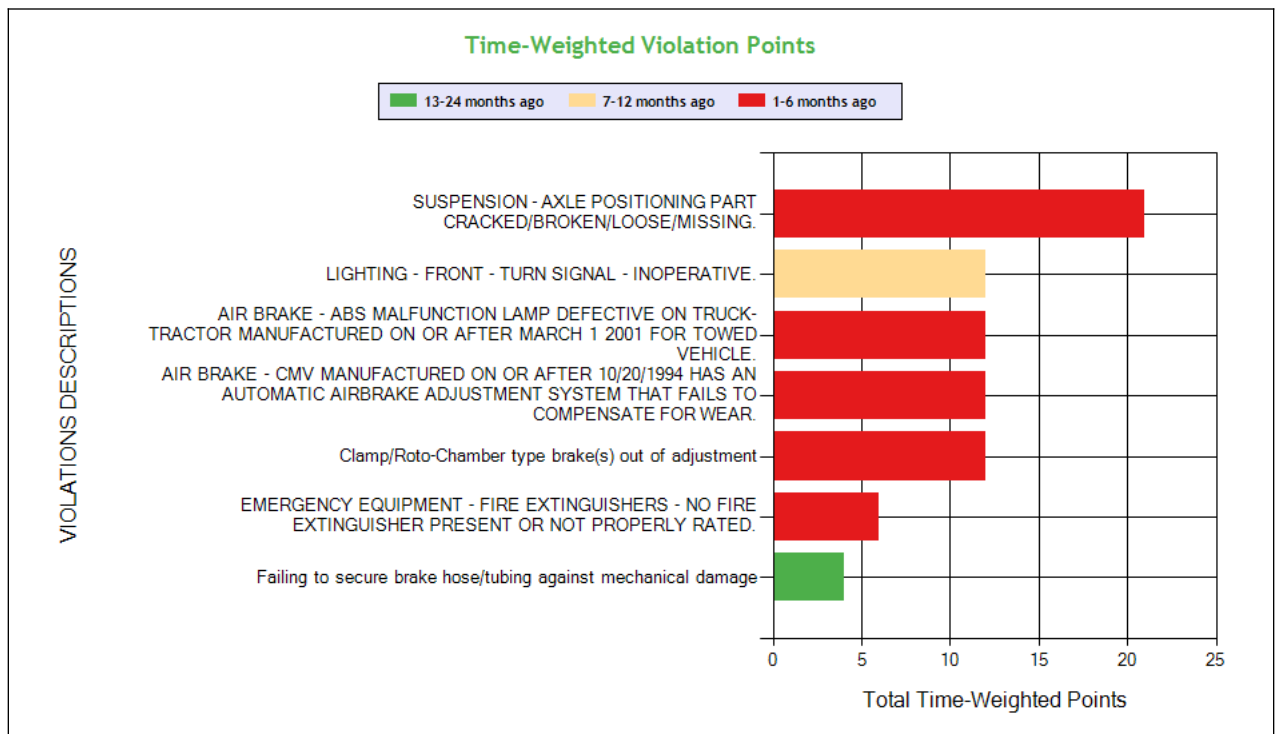
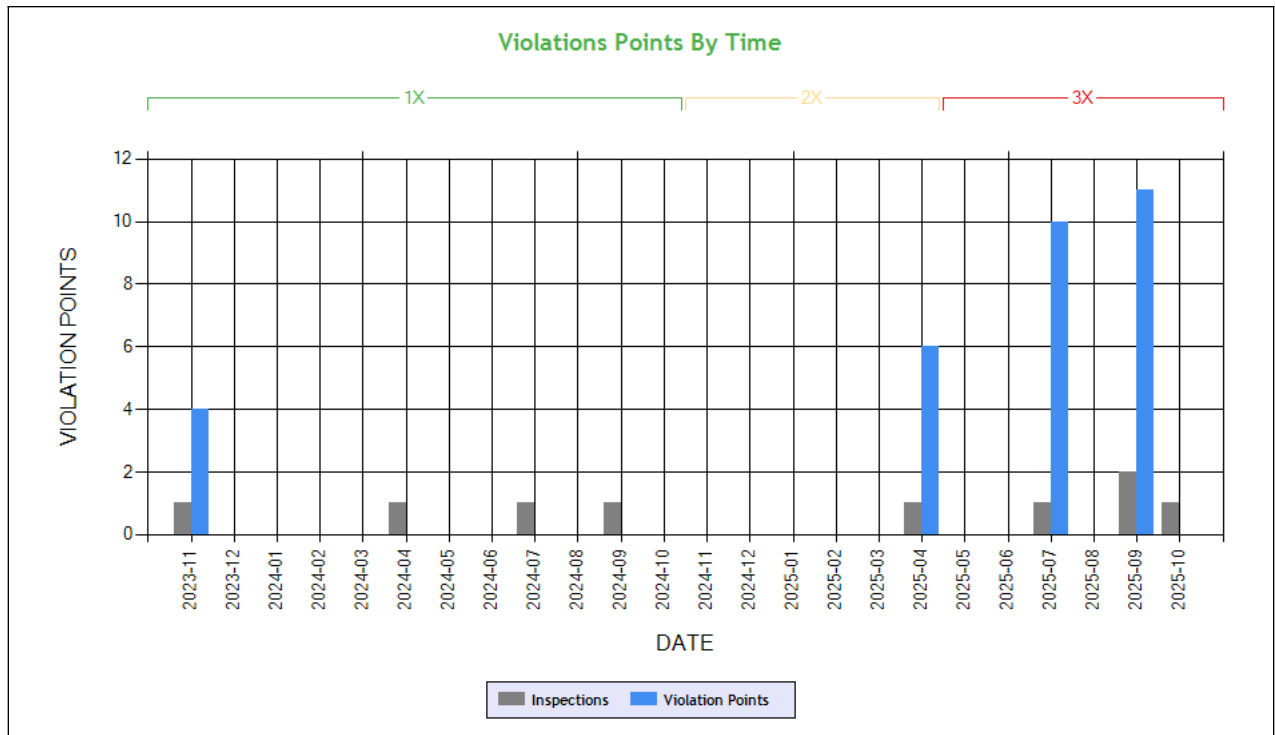
**Time-Weighted Violation Points - no data available to draw a chart**  
**Time-Weighted Severity Points by Vehicle - no data available to draw a chart**

See the Excel file for the complete analysis # Violations is in (1-6/7-12/13-24mo)

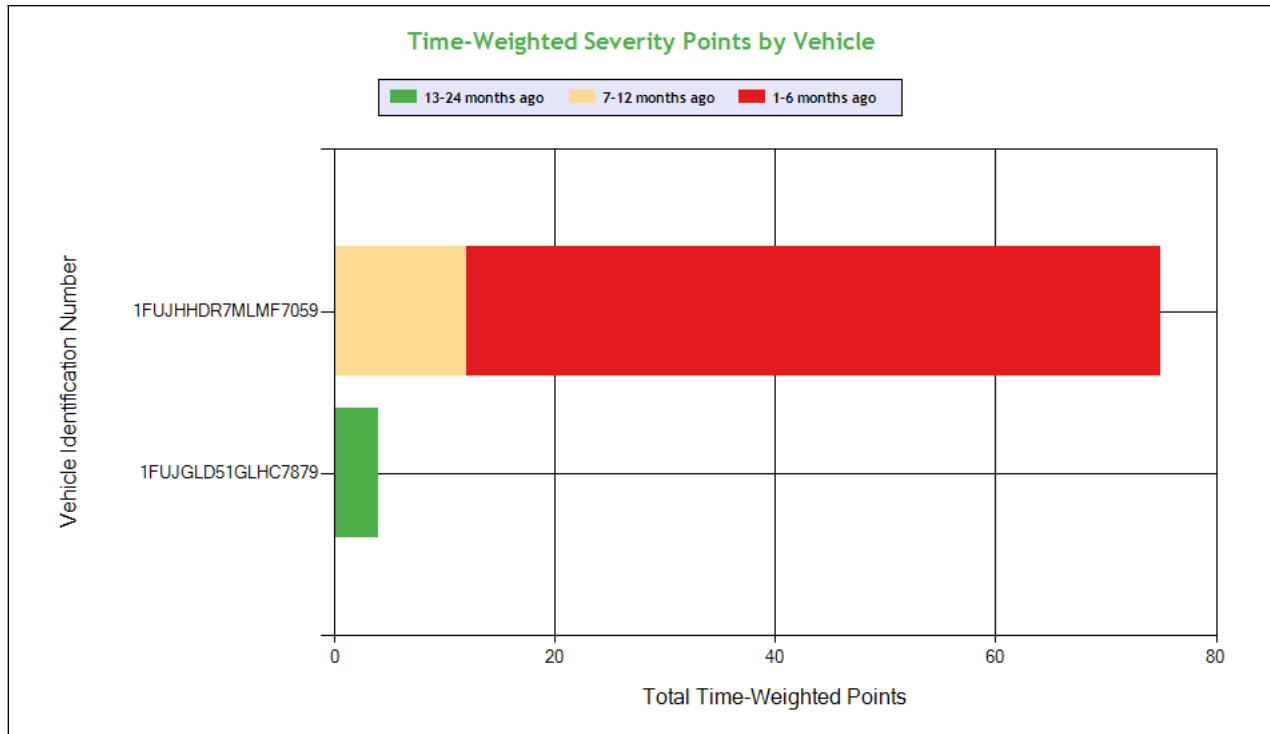
Shaded = Out Of Service Violation		
Violation Group		
Violation Description	Total Time-weighted Points by VIN	% of Total Time-weighted Points by VIN
Driver Resp		
Total Time-weighted Points		
% Total Time-Wt Pts		



## Vehicle Maintenance







**Carrier Software**  
 1-800-646-5152  
 info@CarrierSoftware.com

**CONFIDENTIAL - Intended for use by Amerigo Insurance Agency - Date: 11/19/2025**

**BAINS TRANS GROUP INC - DOT# 3925685 / MC1453440**

See the Excel file for the complete analysis

# Violations is in (1-6/7-12/13-24mo)

Shaded = Out Of Service Violation									
Violation Group			Suspension	Lighting	Brakes Out of Adjustment	Brakes All Others	Brakes All Others	Emergency Equipment	Brakes, All Others
Violation Description	Total Time-weighted Points by VIN	% of Total Time-weighted Points by VIN	SUSPENSION - AXLE POSITIONING PART CRACKED/BROKEN/LOOSE/MISSING.	LIGHTING - FRONT - TURN SIGNAL - INOPERATIVE.	Clamp/Roto-Chamber type brake(s) out of adjustment	AIR BRAKE - CMV MANUFACTURED ON OR AFTER 10/20/1994 HAS AN AUTOMATIC AIRBRAKE ADJUSTMENT SYSTEM THAT FAILS TO COMPENSATE FOR WEAR.	AIR BRAKE - ABS MALFUNCTION LAMP DEFECTIVE ON TRUCK-TRACTOR MANUFACTURED ON OR AFTER MARCH 1 2001 FOR TOWED VEHICLE.	EMERGENCY EQUIPMENT - FIRE EXTINGUISHERS - NO FIRE EXTINGUISHER PRESENT OR NOT PROPERLY RATED.	Failing to secure brake hose/tubing against mechanical damage
Driver Resp			No	Yes	No	No	No	Yes	Yes
Total Time-weighted Points			21	12	12	12	12	6	4
% Total Time-Wt Pts			26.58	15.19	15.19	15.19	15.19	7.59	5.06
1FUJHHDR7MLMF7059	75	94.94	21 (1/0/0)	12 (0/1/0)	12 (1/0/0)	12 (1/0/0)	12 (1/0/0)	6 (1/0/0)	
1FUJGLD51GLHC7879	4	5.06							4 (0/0/1)

## COLOR CODED CRASH TABLE ToC

Color KEY	Color Code		
	Green	Orange	Red
Citation	No	Unknown	Yes
HazMat Release	No		Yes
Tow Away	No	Yes	
Time Weight	1	2	3
Severity Weight	1		2-3
Injuries	0	1-2	3 or more



Fatalities	0		1 or more
Vehicles in Crash	0-1	2	3 or more
Light Condition	Daylight	Dawn; Dusk	Dark- Not Lighted; Dark-Lighted; Dark- Unknown Roadway Lighting
Road Surface	Dry	Wet; Water(Standing, Moving); Slush	Snow; Ice; Sand; Mud; Dirt; Oil or Gravel
Weather Condition	No Adverse Conditions	Rain; Sleet; Blowing Sand; Soil, Dirt Or Snow	Snow; Fog; Severe Crosswinds

	Driver Name
1FUJHHDR7MLMF7059	VIN
1	Time Weight
1	Severity Weight
0	Fatalities
0	Injuries
Unknown	Citation
Dry	Road Surface Condition
No Adverse Condition	Weather Condition
Daylight	Light Condition
Y	Tow-Away
N	HM Released
2	Vehicles In Crash
Seq. #1: Collision involving motor vehicle in transport; Seq. #2: Collision involving motor vehicle in transport;	Sequence of Events
CA	Crash State
CA4502400033	Report Number
1/16/2024	Date
Tractor/Semitrailer	Vehicle Configuration
Van/Enclosed Box	Cargo Body Type
49	Driver Age
CA	Driver License State

**INSPECTIONS WITH SHARED EQUIPMENT:**

No Data



### LEGEND

#### Vehicle Information

#### Inspection for DOT # being analyzed

#### Inspection for Different DOT #

#### Crash Information for specific VIN

### INSPECTION DETAILS for ALL Inspections

PDF shows the first 100 Power Unit & Trailer VINs with most recent inspections using data from the last 4 years

### POWER UNIT Inspections Section

VIN: 1FUJHHDR7MLMF7059				Unit: Truck Tractor		Year: 2021	Make: FREIGHTLINER	
Crash Report No.	DOT	Date	State	Fatalities	Injuries	Tow Away	Vehicles Involved	
CA4502400033	3925685	01/16/2024	CA	0	0	Yes	2	
DOT No: 3925685		Docket No: MC1453440		Name: BAINS TRANS GROUP INC			Interstate: Yes	
Date	Unit License	Unit Lic State	Violation Unit	Violation Description		Severity	OOS	Citation
10/07/2025	9G91853	CA	-	-		-	-	-
09/26/2025	9G91853	CA	1	393.207ASAPPCBLM - SUSPENSION - AXLE POSITIONING PART CRACKED/BROKEN/LOOSE/MISSING.		7	No	
09/26/2025	9G91853	CA	1	393.55D2B - AIR BRAKE - ABS MALFUNCTION LAMP DEFECTIVE ON TRUCK-TRACTOR MANUFACTURED ON OR AFTER MARCH 1 2001 FOR TOWED VEHICLE.		4	No	
09/17/2025	9G91853	CA	D	392.2SLLS3 - State/Local Laws - Speeding 11-14 miles per hour over the speed limit		7	No	SD16581
07/08/2025	9G91853	CA	1	393.53BB - AIR BRAKE - CMV MANUFACTURED ON OR AFTER 10/20/1994 HAS AN AUTOMATIC AIRBRAKE ADJUSTMENT SYSTEM THAT FAILS TO COMPENSATE FOR WEAR.		4	No	
07/08/2025	9G91853	CA	1	393.95A1 - EMERGENCY EQUIPMENT - FIRE EXTINGUISHERS - NO FIRE EXTINGUISHER PRESENT OR NOT PROPERLY RATED.		2	No	
07/08/2025	9G91853	CA	1	393.47E - Clamp/Roto-Chamber type brake(s) out of adjustment		4	No	
04/22/2025	9G91853	CA	1	393.9ALFTSI - LIGHTING - FRONT - TURN SIGNAL - INOPERATIVE.		6	No	
09/18/2024	9G91853	CA	-	-		-	-	-
07/30/2024	9G91853	CA	-	-		-	-	-
04/03/2024	9G91853	CA	-	-		-	-	-
DOT No: 134697		Docket No: MC115554		Name: HEARTLAND EXPRESS INC OF IOWA			Interstate: Yes	
Date	Unit License	Unit Lic State	Violation Unit	Violation Description		Severity	OOS	Citation
01/24/2021	FJ0478	IA	-	-		-	-	-

VIN: 1FUJGLD51GLHC7879				Unit: Truck Tractor		Year: 2016	Make: FREIGHTLINER	
DOT No: 3925685		Docket No: MC1453440		Name: BAINS TRANS GROUP INC			Interstate: Yes	
Date	Unit License	Unit Lic State	Violation Unit	Violation Description		Severity	OOS	Citation
11/09/2023	9G04869	CA	1	393.45B2 - Failing to secure brake hose/tubing against mechanical damage		4	No	DA589901
05/11/2023	9G04869	CA	-	-		-	-	-
DOT No: 1090737		Docket No: MC427839		Name: SONOMA VALLEY TRANSPORT INC			Interstate: No	



Date	Unit License	Unit Lic State	Violation Unit	Violation Description	Severity	OOS	Citation
08/25/2022	9G04869	CA	-	-	-	-	-
06/15/2022	9G04869	CA	1	393.75A3 - Tire -flat and/or audible air leak	8	Yes	
04/29/2022	9G04869	CA	D	392.2SLLS2 - State/Local Laws - Speeding 6-10 miles per hour over the speed limit	4	No	KR82630
03/17/2022	9G04869	CA	-	-	-	-	-
03/16/2022	9G04869	CA	-	-	-	-	-
10/21/2021	9G04869	CA	1	393.47E - Clamp/Roto-Chamber type brake(s) out of adjustment	4	No	
10/21/2021	9G04869	CA	1	393.53B - Automatic brake adjuster CMV manufactured on or after 10/20/1994 - air brake	4	No	
10/21/2021	9G04869	CA	1	393.75A3 - Tire -flat and/or audible air leak	8	Yes	
07/29/2021	9G04869	CA	1	393.53B - Automatic brake adjuster CMV manufactured on or after 10/20/1994 - air brake	4	No	
07/29/2021	9G04869	CA	1	393.47E - Clamp/Roto-Chamber type brake(s) out of adjustment	4	No	
07/29/2021	9G04869	CA	1	396.3A1BL - Brake system pressure loss	4	No	
04/26/2021	9G04869	CA	-	-	-	-	-
04/14/2021	9G04869	CA	-	-	-	-	-
03/17/2021	9G04869	CA	1	396.3A1BL - Brake system pressure loss	4	No	
02/10/2021	9G04869	CA	1	393.75A3 - Tire -flat and/or audible air leak	8	Yes	
12/17/2020	9G04869	CA	-	-	-	-	-
12/09/2020	9G04869	CA	-	-	-	-	-
10/19/2020	9G04869	CA	-	-	-	-	-
10/08/2020	9G04869	CA	1	393.47E - Clamp/Roto-Chamber type brake(s) out of adjustment	4	No	
10/08/2020	9G04869	CA	1	393.53B - Automatic brake adjuster CMV manufactured on or after 10/20/1994 - air brake	4	No	
09/25/2020	9G04869	CA	1	393.53B - Automatic brake adjuster CMV manufactured on or after 10/20/1994 - air brake	4	No	
09/25/2020	9G04869	CA	1	393.47E - Clamp/Roto-Chamber type brake(s) out of adjustment	4	No	
09/25/2020	9G04869	CA	1	396.3A1BL - Brake system pressure loss	4	No	
08/13/2020	9G04869	CA	-	-	-	-	-
02/06/2020	9G04869	CA	1	392.2RG - State vehicle registration or License Plate violation	0	No	214
12/13/2019	9G04869	CA	-	-	-	-	-
11/12/2019	9G04869	CA	1	393.47D - Insufficient brake linings	4	Yes	DA009854
10/22/2019	9G04869	CA	1	396.3A1 - Inspection/repair and maintenance parts and accessories	2	Yes	DA009838
10/22/2019	9G04869	CA	1	393.75C - Tire -other tread depth less than 2/32 of inch	8	No	
10/10/2019	9G04869	CA	-	-	-	-	-
07/16/2019	9G04869	CA	-	-	-	-	-
07/16/2019	9G04869	CA	-	-	-	-	-
04/19/2019	XP27781	CA	D	392.2DL - Miscellaneous Drivers License Violation	0	No	CC54725
04/19/2019	XP27781	CA	D	392.2C - Failure to obey traffic control device	5	No	
04/09/2019	XP27781	CA	-	-	-	-	-
DOT No: 930837		Docket No: MC452343		Name: AMAN TRUCK LINES LLC		Interstate: Yes	
Date	Unit License	Unit Lic State	Violation Unit	Violation Description	Severity	OOS	Citation
12/13/2018	XP27781	CA	-	-	-	-	-
11/28/2018	XP27781	CA	-	-	-	-	-
09/17/2018	XP27781	CA	-	-	-	-	-
07/17/2018	XP27781	CA	-	-	-	-	-
06/30/2018	XP27781	CA	-	-	-	-	-
06/15/2018	XP27781	CA	-	-	-	-	-
DOT No: 570779		Docket No: MC278604		Name: SPECIALIZED SERVICES TRANSPORTATION INC		Interstate: Yes	
Date	Unit License	Unit Lic State	Violation Unit	Violation Description	Severity	OOS	Citation
07/18/2017	K766074	AR	-	-	-	-	-
05/11/2016	K766074	AR	D	392.2 - Operating a commercial motor vehicle not in accordance with the laws, ordinances, and regulations of the jurisdiction in which it is being operated - Unsafe Driving	0	No	6857978



### TRAILER Inspections Section

VIN: 1FUJHHDR7MLMF7059		Unit: Truck Tractor		Year: 2021		Make: FREIGHTLINER	
Crash Report No.	DOT	Date	State	Fatalities	Injuries	Tow Away	Vehicles Involved
CA4502400033	3925685	01/16/2024	CA	0	0	Yes	2

DOT No: 3925685		Docket No: MC1453440		Name: BAINS TRANS GROUP INC		Interstate: Yes	
Date	Unit License	Unit Lic State	Violation Unit	Violation Description	Severity	OOS	Citation
10/07/2025	9G91853	CA	-	-	-	-	-
09/26/2025	9G91853	CA	1	393.207ASAPPCBLM - SUSPENSION - AXLE POSITIONING PART CRACKED/BROKEN/LOOSE/MISSING.	7	No	
09/26/2025	9G91853	CA	1	393.55D2B - AIR BRAKE - ABS MALFUNCTION LAMP DEFECTIVE ON TRUCK-TRACTOR MANUFACTURED ON OR AFTER MARCH 1 2001 FOR TOWED VEHICLE.	4	No	
09/17/2025	9G91853	CA	D	392.2SLLS3 - State/Local Laws - Speeding 11-14 miles per hour over the speed limit	7	No	SD16581
07/08/2025	9G91853	CA	1	393.53BB - AIR BRAKE - CMV MANUFACTURED ON OR AFTER 10/20/1994 HAS AN AUTOMATIC AIRBRAKE ADJUSTMENT SYSTEM THAT FAILS TO COMPENSATE FOR WEAR.	4	No	
07/08/2025	9G91853	CA	1	393.95A1 - EMERGENCY EQUIPMENT - FIRE EXTINGUISHERS - NO FIRE EXTINGUISHER PRESENT OR NOT PROPERLY RATED.	2	No	
07/08/2025	9G91853	CA	1	393.47E - Clamp/Roto-Chamber type brake(s) out of adjustment	4	No	
04/22/2025	9G91853	CA	1	393.9ALFTSI - LIGHTING - FRONT - TURN SIGNAL - INOPERATIVE.	6	No	
09/18/2024	9G91853	CA	-	-	-	-	-
07/30/2024	9G91853	CA	-	-	-	-	-
04/03/2024	9G91853	CA	-	-	-	-	-
DOT No: 134697		Docket No: MC115554		Name: HEARTLAND EXPRESS INC OF IOWA		Interstate: Yes	
Date	Unit License	Unit Lic State	Violation Unit	Violation Description	Severity	OOS	Citation
01/24/2021	FJ0478	IA	-	-	-	-	-

VIN: 1FUJGLD51GLHC7879		Unit: Truck Tractor		Year: 2016		Make: FREIGHTLINER	
DOT No: 3925685		Docket No: MC1453440		Name: BAINS TRANS GROUP INC		Interstate: Yes	
Date	Unit License	Unit Lic State	Violation Unit	Violation Description	Severity	OOS	Citation
11/09/2023	9G04869	CA	1	393.45B2 - Failing to secure brake hose/tubing against mechanical damage	4	No	DA589901
05/11/2023	9G04869	CA	-	-	-	-	-
DOT No: 1090737		Docket No: MC427839		Name: SONOMA VALLEY TRANSPORT INC		Interstate: No	



Date	Unit License	Unit Lic State	Violation Unit	Violation Description	Severity	OOS	Citation
08/25/2022	9G04869	CA	-	-	-	-	-
06/15/2022	9G04869	CA	1	393.75A3 - Tire -flat and/or audible air leak	8	Yes	
04/29/2022	9G04869	CA	D	392.2SLLS2 - State/Local Laws - Speeding 6-10 miles per hour over the speed limit	4	No	KR82630
03/17/2022	9G04869	CA	-	-	-	-	-
03/16/2022	9G04869	CA	-	-	-	-	-
10/21/2021	9G04869	CA	1	393.47E - Clamp/Roto-Chamber type brake(s) out of adjustment	4	No	
10/21/2021	9G04869	CA	1	393.53B - Automatic brake adjuster CMV manufactured on or after 10/20/1994 - air brake	4	No	
10/21/2021	9G04869	CA	1	393.75A3 - Tire -flat and/or audible air leak	8	Yes	
07/29/2021	9G04869	CA	1	393.53B - Automatic brake adjuster CMV manufactured on or after 10/20/1994 - air brake	4	No	
07/29/2021	9G04869	CA	1	393.47E - Clamp/Roto-Chamber type brake(s) out of adjustment	4	No	
07/29/2021	9G04869	CA	1	396.3A1BL - Brake system pressure loss	4	No	
04/26/2021	9G04869	CA	-	-	-	-	-
04/14/2021	9G04869	CA	-	-	-	-	-
03/17/2021	9G04869	CA	1	396.3A1BL - Brake system pressure loss	4	No	
02/10/2021	9G04869	CA	1	393.75A3 - Tire -flat and/or audible air leak	8	Yes	
12/17/2020	9G04869	CA	-	-	-	-	-
12/09/2020	9G04869	CA	-	-	-	-	-
10/19/2020	9G04869	CA	-	-	-	-	-
10/08/2020	9G04869	CA	1	393.47E - Clamp/Roto-Chamber type brake(s) out of adjustment	4	No	
10/08/2020	9G04869	CA	1	393.53B - Automatic brake adjuster CMV manufactured on or after 10/20/1994 - air brake	4	No	
09/25/2020	9G04869	CA	1	393.53B - Automatic brake adjuster CMV manufactured on or after 10/20/1994 - air brake	4	No	
09/25/2020	9G04869	CA	1	393.47E - Clamp/Roto-Chamber type brake(s) out of adjustment	4	No	
09/25/2020	9G04869	CA	1	396.3A1BL - Brake system pressure loss	4	No	
08/13/2020	9G04869	CA	-	-	-	-	-
02/06/2020	9G04869	CA	1	392.2RG - State vehicle registration or License Plate violation	0	No	214
12/13/2019	9G04869	CA	-	-	-	-	-
11/12/2019	9G04869	CA	1	393.47D - Insufficient brake linings	4	Yes	DA009854
10/22/2019	9G04869	CA	1	396.3A1 - Inspection/repair and maintenance parts and accessories	2	Yes	DA009838
10/22/2019	9G04869	CA	1	393.75C - Tire -other tread depth less than 2/32 of inch	8	No	
10/10/2019	9G04869	CA	-	-	-	-	-
07/16/2019	9G04869	CA	-	-	-	-	-
07/16/2019	9G04869	CA	-	-	-	-	-
04/19/2019	XP27781	CA	D	392.2DL - Miscellaneous Drivers License Violation	0	No	CC54725
04/19/2019	XP27781	CA	D	392.2C - Failure to obey traffic control device	5	No	
04/09/2019	XP27781	CA	-	-	-	-	-
DOT No: 930837		Docket No: MC452343		Name: AMAN TRUCK LINES LLC		Interstate: Yes	
Date	Unit License	Unit Lic State	Violation Unit	Violation Description	Severity	OOS	Citation
12/13/2018	XP27781	CA	-	-	-	-	-
11/28/2018	XP27781	CA	-	-	-	-	-
09/17/2018	XP27781	CA	-	-	-	-	-
07/17/2018	XP27781	CA	-	-	-	-	-
06/30/2018	XP27781	CA	-	-	-	-	-
06/15/2018	XP27781	CA	-	-	-	-	-
DOT No: 570779		Docket No: MC278604		Name: SPECIALIZED SERVICES TRANSPORTATION INC		Interstate: Yes	
Date	Unit License	Unit Lic State	Violation Unit	Violation Description	Severity	OOS	Citation
07/18/2017	K766074	AR	-	-	-	-	-
05/11/2016	K766074	AR	D	392.2 - Operating a commercial motor vehicle not in accordance with the laws, ordinances, and regulations of the jurisdiction in which it is being operated - Unsafe Driving	0	No	6857978

**Inspection Summary By Month (based on inspections from the last 4 years) ToC**



Year-Month	Number of Inspections	Number of Power Units	Total Violations	Total OOS Inspections	Total Severity Points	Number of Crashes
2025-10	1	1	0	0	0	0
2025-09	2	2	3	0	18	0
2025-07	1	1	3	0	10	0
2025-04	1	1	1	0	6	0
2024-09	1	1	0	0	0	0
2024-07	1	1	6	1	8	0
2024-04	1	1	0	0	0	0
2023-11	1	1	1	0	4	0
2023-05	1	1	0	0	0	0
Note: The most recent month's counts may not include all the inspections for that month.						

VIN Inspection Violation Details ToC									
# of VINs: 7 # of Insp: 11 Severity Weight: 88 Avg. Weight/VIN: 8.0 (based on inspections in the last 4 years, showing top 50 VINs inspected most recently)									
VIN 1FUJHHDR7MLMF7059		# of Inspections: 5		Total Severity: 42		Percentage of Total: 47.73%		Avg. Weight Per Inspection: 8.4	
Inspection Date	Inspection ID	Inspection State	Location Description	Total Severity	# of Violations	Shipper Name	Inspection Level	Post Accident	Out of Service
09/26/2025	85941841	CA	MISSION GRADE IF	11	2		1	No	No
BASIC		Unit Type		Severity		Description		Out of Service	
Vehicle Maintenance		Truck Tractor		7		393.207ASAPPCBLM:SUSPENSION - AXLE POSITIONING PART CRACKED/BROKEN/		No	
Vehicle Maintenance		Truck Tractor		4		393.55D2B:AIR BRAKE - ABS MALFUNCTION LAMP DEFECTIVE ON TRUC		No	
Inspection Date	Inspection ID	Inspection State	Location Description	Total Severity	# of Violations	Shipper Name	Inspection Level	Post Accident	Out of Service
09/17/2025	85806391	CA	SR-99 S/O AVE 16	7	1		3	No	No
BASIC		Unit Type		Severity		Description		Out of Service	
Unsafe Driving		Truck Tractor		7		392.2SLLS3:State/Local Laws - Speeding 11-14 miles per hour o		No	
Inspection Date	Inspection ID	Inspection State	Location Description	Total Severity	# of Violations	Shipper Name	Inspection Level	Post Accident	Out of Service
07/08/2025	85212928	CA	CORDELIA IF	10	3		1	No	No
BASIC		Unit Type		Severity		Description		Out of Service	
Vehicle Maintenance		Truck Tractor		4		393.47E:Clamp/Roto-Chamber type brake(s) out of adjustment		No	
Vehicle Maintenance		Truck Tractor		4		393.53BB:AIR BRAKE - CMV MANUFACTURED ON OR AFTER 10/20/199		No	
Vehicle Maintenance		Truck Tractor		2		393.95A1:EMERGENCY EQUIPMENT - FIRE EXTINGUISHERS - NO FIRE		No	
Inspection Date	Inspection ID	Inspection State	Location Description	Total Severity	# of Violations	Shipper Name	Inspection Level	Post Accident	Out of Service
04/22/2025	84492600	CA	CORDELIA IF	6	1		1	No	No
BASIC		Unit Type		Severity		Description		Out of Service	
Vehicle Maintenance		Truck Tractor		6		393.9ALFTSI:LIGHTING - FRONT - TURN SIGNAL - INOPERATIVE.		No	
Inspection Date	Inspection ID	Inspection State	Location Description	Total Severity	# of Violations	Shipper Name	Inspection Level	Post Accident	Out of Service
07/30/2024	82281308	CA	CORDELIA IF	8	3		1	No	Yes
BASIC		Unit Type		Severity		Description		Out of Service	
Vehicle Maintenance		Truck Tractor		4		393.47E:Clamp/Roto-Chamber type brake(s) out of adjustment		No	
Vehicle Maintenance		Truck Tractor		4		393.53B:Automatic brake adjuster CMV manufactured on or af		No	
Vehicle Maintenance		Truck Tractor		0		396.3A1BOS:BRAKES OUT OF SERVICE: The number of defective bra		Yes	
VIN LJRC54261JT023223		# of Inspections: 1		Total Severity: 11		Percentage of Total: 12.50%		Avg. Weight Per Inspection: 11.0	
Inspection Date	Inspection ID	Inspection State	Location Description	Total Severity	# of Violations	Shipper Name	Inspection Level	Post Accident	Out of Service
09/26/2025	85941841	CA	MISSION GRADE IF	11	2		1	No	No
BASIC		Unit Type		Severity		Description		Out of Service	
Vehicle Maintenance		Intermodal Chassis		7		393.207ASAPPCBLM:SUSPENSION - AXLE POSITIONING PART CRACKED/BROKEN/		No	
Vehicle Maintenance		Intermodal Chassis		4		393.55D2B:AIR BRAKE - ABS MALFUNCTION LAMP DEFECTIVE ON TRUC		No	
VIN 3H3C532S8XT037716		# of Inspections: 1		Total Severity: 7		Percentage of Total: 7.95%		Avg. Weight Per Inspection: 7.0	
Inspection Date	Inspection ID	Inspection State	Location Description	Total Severity	# of Violations	Shipper Name	Inspection Level	Post Accident	Out of Service



09/17/2025	85806391	CA	SR-99 S/O AVE 16	7	1		3	No	No
BASIC		Unit Type		Severity		Description		Out of Service	
Unsafe Driving		Intermodal Chassis		7		392.2SLLS3:State/Local Laws - Speeding 11-14 miles per hour o		No	
VIN LJRC54260LT004469		# of Inspections: 1		Total Severity: 10		Percentage of Total: 11.36%		Avg. Weight Per Inspection: 10.0	
Inspection Date	Inspection ID	Inspection State	Location Description	Total Severity	# of Violations	Shipper Name	Inspection Level	Post Accident	Out of Service
07/08/2025	85212928	CA	CORDELIA IF	10	3		1	No	No
BASIC		Unit Type		Severity		Description		Out of Service	
Vehicle Maintenance		Intermodal Chassis		4		393.47E:Clamp/Roto-Chamber type brake(s) out of adjustment		No	
Vehicle Maintenance		Intermodal Chassis		4		393.53BB:AIR BRAKE - CMV MANUFACTURED ON OR AFTER 10/20/199		No	
Vehicle Maintenance		Intermodal Chassis		2		393.95A1:EMERGENCY EQUIPMENT - FIRE EXTINGUISHERS - NO FIRE		No	
VIN 5EF2GC5334B758164		# of Inspections: 1		Total Severity: 6		Percentage of Total: 6.82%		Avg. Weight Per Inspection: 6.0	
Inspection Date	Inspection ID	Inspection State	Location Description	Total Severity	# of Violations	Shipper Name	Inspection Level	Post Accident	Out of Service
04/22/2025	84492600	CA	CORDELIA IF	6	1		1	No	No
BASIC		Unit Type		Severity		Description		Out of Service	
Vehicle Maintenance		Intermodal Chassis		6		393.9ALFTS1:LIGHTING - FRONT - TURN SIGNAL - INOPERATIVE.		No	
VIN 3H3C532S7KT635675		# of Inspections: 1		Total Severity: 8		Percentage of Total: 9.09%		Avg. Weight Per Inspection: 8.0	
Inspection Date	Inspection ID	Inspection State	Location Description	Total Severity	# of Violations	Shipper Name	Inspection Level	Post Accident	Out of Service
07/30/2024	82281308	CA	CORDELIA IF	8	3		1	No	Yes
BASIC		Unit Type		Severity		Description		Out of Service	
Vehicle Maintenance		Intermodal Chassis		4		393.47E:Clamp/Roto-Chamber type brake(s) out of adjustment		No	
Vehicle Maintenance		Intermodal Chassis		4		393.53B:Automatic brake adjuster CMV manufactured on or af		No	
Vehicle Maintenance		Intermodal Chassis		0		396.3A1BOS:BRAKES OUT OF SERVICE: The number of defective bra		Yes	
VIN 1FUJGLD51GLHC7879		# of Inspections: 1		Total Severity: 4		Percentage of Total: 4.55%		Avg. Weight Per Inspection: 4.0	
Inspection Date	Inspection ID	Inspection State	Location Description	Total Severity	# of Violations	Shipper Name	Inspection Level	Post Accident	Out of Service
11/09/2023	80151438	CA	CORDELIA IF	4	1		1	No	No
BASIC		Unit Type		Severity		Description		Out of Service	
Vehicle Maintenance		Truck Tractor		4		393.45B2:Failing to secure brake hose/tubing against mechan		No	





Inspection History ToC						
Inspection Date	Report Number	Report State	PU VIN	TR VIN	Severity Weight	Time Weight
10/07/2025	NDKW008391	CA	1FUJHHDR7MLMF7059 - Truck Tractor	57VAA5328N1014872 - Intermodal Chassis		3
09/26/2025	NC7K010361	CA	1FUJHHDR7MLMF7059 - Truck Tractor	LJRC54261JT023223 - Intermodal Chassis		3
Power Unit Violation - Vehicle Maintenance Violation: 393.55D2B - AIR BRAKE - ABS MALFUNCTION LAMP DEFECTIVE ON TRUCK-TRACTOR MANUFACTURED ON OR AFTER MARCH 1 2001 FOR TOWED VEHICLE.					4	
Power Unit Violation - Vehicle Maintenance Violation: 393.207ASAPPCBLM - SUSPENSION - AXLE POSITIONING PART CRACKED/BROKEN/LOOSE/MISSING.					7	
09/17/2025	UGWF000036	CA	1FUJHHDR7MLMF7059 - Truck Tractor	3H3C532S8XT037716 - Intermodal Chassis		3
Power Unit Violation - Unsafe Driving Violation: 392.2SLLS3 - State Speeding 11-15 mph					7	
07/08/2025	ND4P008589	CA	1FUJHHDR7MLMF7059 - Truck Tractor	LJRC54260LT004469 - Intermodal Chassis		3
Power Unit Violation - Vehicle Maintenance Violation: 393.47E - Clamp/Roto-Chamber type brake(s) out of adjustment					4	
Power Unit Violation - Vehicle Maintenance Violation: 393.53BB - AIR BRAKE - CMV MANUFACTURED ON OR AFTER 10/20/1994 HAS AN AUTOMATIC AIRBRAKE ADJUSTMENT SYSTEM THAT FAILS TO COMPENSATE FOR WEAR.					4	
Power Unit Violation - Vehicle Maintenance Violation: 393.95A1 - EMERGENCY EQUIPMENT - FIRE EXTINGUISHERS - NO FIRE EXTINGUISHER PRESENT OR NOT PROPERLY RATED.					2	
04/22/2025	NDZ5005599	CA	1FUJHHDR7MLMF7059 - Truck Tractor	5EF2GC5334B758164 - Intermodal Chassis		2
Power Unit Violation - Vehicle Maintenance Violation: 393.9ALFTSI - LIGHTING - FRONT - TURN SIGNAL - INOPERATIVE.					6	
09/18/2024	UDQ3001832	CA	1FUJHHDR7MLMF7059 - Truck Tractor	3H3C532S9KT635807 - Intermodal Chassis		1
07/30/2024	NCAT004487	CA	1FUJHHDR7MLMF7059 - Truck Tractor	3H3C532S7KT635675 - Intermodal Chassis		1
Trailer Violation - OOS Vehicle Maintenance Violation: 396.3A1BOS - Inspection, Repair And Maintenance					0	
Trailer Violation - Vehicle Maintenance Violation: 393.47E - Clamp/Roto-Chamber type brake(s) out of adjustment					4	
Trailer Violation - Vehicle Maintenance Violation: 393.53B - Automatic brake adjuster CMV manufactured on or after 10/20/1994- air brake					4	
04/03/2024	NC3S008148	CA	1FUJHHDR7MLMF7059 - Truck Tractor	LJRC54263JT025264 - Intermodal Chassis		1
11/09/2023	NDA2005559	CA	1FUJGLD51GLHC7879 - Truck Tractor			1
Power Unit Violation - Vehicle Maintenance Violation: 393.45B2 - Failing to secure brake hose/tubing against mechanical damage					4	
05/11/2023	NC3S006548	CA	1FUJGLD51GLHC7879 - Truck Tractor	57VAA5321N2001147 - Intermodal Chassis		0
Only the first 20 inspections are shown. See the live report for more data.						

Crash Hot Spots ToC					
State	Level 1 (lowest crash frequency)	Level 2	Level 3	Level 4	Level 5 (highest crash frequency)
California	7	2	0	0	0
Total	7	2	0	0	0
Company Level: 1					

Equipment and Driver Details ToC						
	Equipment (Owned/Leased/Trip)			Driver Details		
MCS-150 Date	Tractors	Straight Trucks	Trailers	CDL's	Interstate	Intrastate
05/05/2025	1/0/0	0/0/0	0/1/0	1	1	0
05/22/2024	1/0/0	0/0/0	0/0/1	1	1	0
05/19/2023	1/0/0	0/0/0	1/0/0	1	1	0
07/28/2022	1/0/0	0/0/0	1/0/0	1	1	0

No data for Chameleon Type 1

No data for Chameleon Type 2