



Table of Contents

1. Overview	2. BASIC Scores History
3. BASIC Measures	4. KPI: BASIC Measures by Cargo Group
5. Estimated ISS Score	6. Investigation Results
7. Penalties History	8. Acute Critical Violations
9. Red Flag Violation Details	10. DOT Registration Information
11. DOT MCS-150 History	12. Crash Summary
13. Inspection Summary	14. KPI: Inspection Viol OOS Rates by Cargo Group
15. FHWA Registration Information	16. FHWA Insurance Information
17. FHWA Authorities	18. Severe Violations
19. Violation Report	20. Violation Summary
21. Violation Enforcement Chronology	22. Inspection Violations & OOS Counts
23. Radius Of Operation	24. Inspection & Crash Locations
25. Cargo Hot Spots	26. Inspection Violations & OOS Chronology
27. Percent of Insp & Crash by State	28. VIN Insp Summary by State
29. Violations By Unit Type	30. Inspection/Crash Map
31. Equipment Ownership	32. Equipment Details
33. Vehicle Age	34. States of Power Unit Registrations
35. Equipment Acquisitions	36. Driver Details
37. Shared VIN Summary	38. Shipper Table
39. Safety Summary	40. Safety Details
41. Crash Detail Color Coded PDF	42. Inspections with Shared Equipment
43. Inspection Tabular Details	44. Inspection Summary By Month
45. VIN Inspection Violation Details	46. Inspection History
47. Crash Hot Spots	48. DOT MCS-150 History Equipment and Driver Details
49. Chameleon	



Business Address

2620 N BRIX AVE
FRESNO, CA
93722

Contact Info

(929)-394-7618
AJAIBTRUCKLINEINC@GMAIL.COM

FHWA Address

2620 N BRIX AVE
FRESNO, CA, 93722
Phone: (929)-394-7618

Mailing Address

2620 N BRIX AVE
FRESNO, CA
93722-0417

Overview ToC

Operating Status: AUTHORIZED FOR Property
One other company viewed this DOT in the past two months
Crash/PU ratio: 0.0%
Clean Inspection ratio: 33.33%

Estimated BASIC Scores (as of 12/26/2025)

	Unsafe Driving	Hours of Service	Driver Fitness	Controlled Sub. and Alcohol	Vehicle Maintenance	HM Compliance	Crash
Relative Scores	0% ○	[~73%] ⬆	0% ○	0% ○	0% ⊖	0% ○	0% ○

Bracketed scores are approximated scores if requirements were met. Actual score is 0.

Alert Status	No	No	No	No	No	No	No
---------------------	----	----	----	----	----	----	----



Estimated Inspection Selection System (ISS) Score: 28
Category: Pass

BASIC Scores History - Unsafe Driving ToC

There are no Scores for this BASIC

BASIC Scores History - Hours of Service ToC

There are no Scores for this BASIC

BASIC Scores History - Driver Fitness ToC

There are no Scores for this BASIC

BASIC Scores History - Controlled Substance ToC

There are no Scores for this BASIC



BASIC Scores History - Vehicle Maintenance ToC

There are no Scores for this BASIC

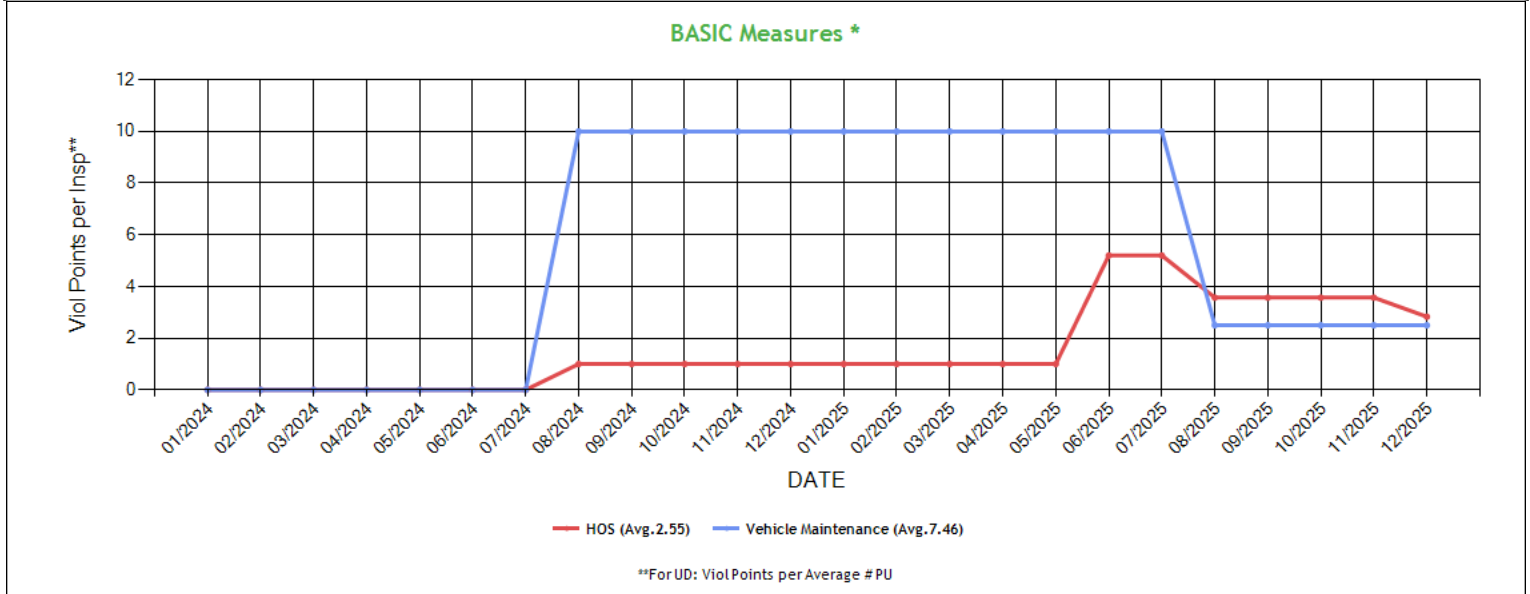
BASIC Scores History - Crash ToC

There are no Scores for this BASIC

BASIC Scores History - Hazmat ToC

There are no Scores for this BASIC

BASIC Measures: Violation Points per Inspection Trends ToC



* BASIC Measures are the absolute SMS scores that are compared within each Safety Event Group to determine the BASIC Score percentiles. Averages based on fleets with 1-5 power units.



BASIC Measures * - Table ToC

UD-Unsafe Driving, HOS-Hours of Service, DF-Driver Fitness, CS-Controlled Substances, VM-Vehicle Maintenance

Date	UD Measure	UD AC	UD with Viol	HOS Measure	HOS AC	HOS with Viol	DF Measure	DF AC	DF with Viol	CS Measure	CS AC	CS with Viol	VM Measure	VM AC	VM with Viol
12/2025	0.00	N	0	2.83	N	2	0.00	N	0	0.00	N	0	2.50	N	1
11/2025	0.00	N	0	3.57	N	2	0.00	N	0	0.00	N	0	2.50	N	1
10/2025	0.00	N	0	3.57	N	2	0.00	N	0	0.00	N	0	2.50	N	1
09/2025	0.00	N	0	3.57	N	2	0.00	N	0	0.00	N	0	2.50	N	1
08/2025	0.00	N	0	3.57	N	2	0.00	N	0	0.00	N	0	2.50	N	1
07/2025	0.00	N	0	5.20	N	2	0.00	N	0	0.00	N	0	10.00	N	1
06/2025	0.00	N	0	5.20	N	2	0.00	N	0	0.00	N	0	10.00	N	1
05/2025	0.00	N	0	1.00	N	1	0.00	N	0	0.00	N	0	10.00	N	1
04/2025	0.00	N	0	1.00	N	1	0.00	N	0	0.00	N	0	10.00	N	1
03/2025	0.00	N	0	1.00	N	1	0.00	N	0	0.00	N	0	10.00	N	1
02/2025	0.00	N	0	1.00	N	1	0.00	N	0	0.00	N	0	10.00	N	1
01/2025	0.00	N	0	1.00	N	1	0.00	N	0	0.00	N	0	10.00	N	1
12/2024	0.00	N	0	1.00	N	1	0.00	N	0	0.00	N	0	10.00	N	1
11/2024	0.00	N	0	1.00	N	1	0.00	N	0	0.00	N	0	10.00	N	1
10/2024	0.00	N	0	1.00	N	1	0.00	N	0	0.00	N	0	10.00	N	1
09/2024	0.00	N	0	1.00	N	1	0.00	N	0	0.00	N	0	10.00	N	1
08/2024	0.00	N	0	1.00	N	1	0.00	N	0	0.00	N	0	10.00	N	1
07/2024	0.00	N	0	0.00	N	0	0.00	N	0	0.00	N	0	0.00	N	0
06/2024	0.00	N	0	0.00	N	0	0.00	N	0	0.00	N	0	0.00	N	0
05/2024	0.00	N	0	0.00	N	0	0.00	N	0	0.00	N	0	0.00	N	0
04/2024	0.00	N	0	0.00	N	0	0.00	N	0	0.00	N	0	0.00	N	0
03/2024	0.00	N	0	0.00	N	0	0.00	N	0	0.00	N	0	0.00	N	0
02/2024	0.00	N	0	0.00	N	0	0.00	N	0	0.00	N	0	0.00	N	0
01/2024	0.00	N	0	0.00	N	0	0.00	N	0	0.00	N	0	0.00	N	0
12/2023	0.00	N	0	0.00	N	0	0.00	N	0	0.00	N	0	0.00	N	0
11/2023	0.00	N	0	0.00	N	0	0.00	N	0	0.00	N	0	0.00	N	0
10/2023	0.00	N	0	0.00	N	0	0.00	N	0	0.00	N	0	0.00	N	0
09/2023	0.00	N	0	0.00	N	0	0.00	N	0	0.00	N	0	0.00	N	0
08/2023	0.00	N	0	0.00	N	0	0.00	N	0	0.00	N	0	0.00	N	0
07/2023	0.00	N	0	0.00	N	0	0.00	N	0	0.00	N	0	0.00	N	0
06/2023	0.00	N	0	0.00	N	0	0.00	N	0	0.00	N	0	0.00	N	0
05/2023	0.00	N	0	0.00	N	0	0.00	N	0	0.00	N	0	0.00	N	0
04/2023	0.00	N	0	0.00	N	0	0.00	N	0	0.00	N	0	0.00	N	0
03/2023	0.00	N	0	0.00	N	0	0.00	N	0	0.00	N	0	0.00	N	0
02/2023	0.00	N	0	0.00	N	0	0.00	N	0	0.00	N	0	0.00	N	0
01/2023	0.00	N	0	0.00	N	0	0.00	N	0	0.00	N	0	0.00	N	0
12/2022	0.00	N	0	0.00	N	0	0.00	N	0	0.00	N	0	0.00	N	0
11/2022	0.00	N	0	0.00	N	0	0.00	N	0	0.00	N	0	0.00	N	0
10/2022	0.00	N	0	0.00	N	0	0.00	N	0	0.00	N	0	0.00	N	0
09/2022	0.00	N	0	0.00	N	0	0.00	N	0	0.00	N	0	0.00	N	0
08/2022	0.00	N	0	0.00	N	0	0.00	N	0	0.00	N	0	0.00	N	0

* BASIC Measures are the absolute SMS scores that are compared within each Safety Event Group to determine the BASIC Score percentiles.

KPI: BASIC Measures by Fleet Size and Cargo Group ToC

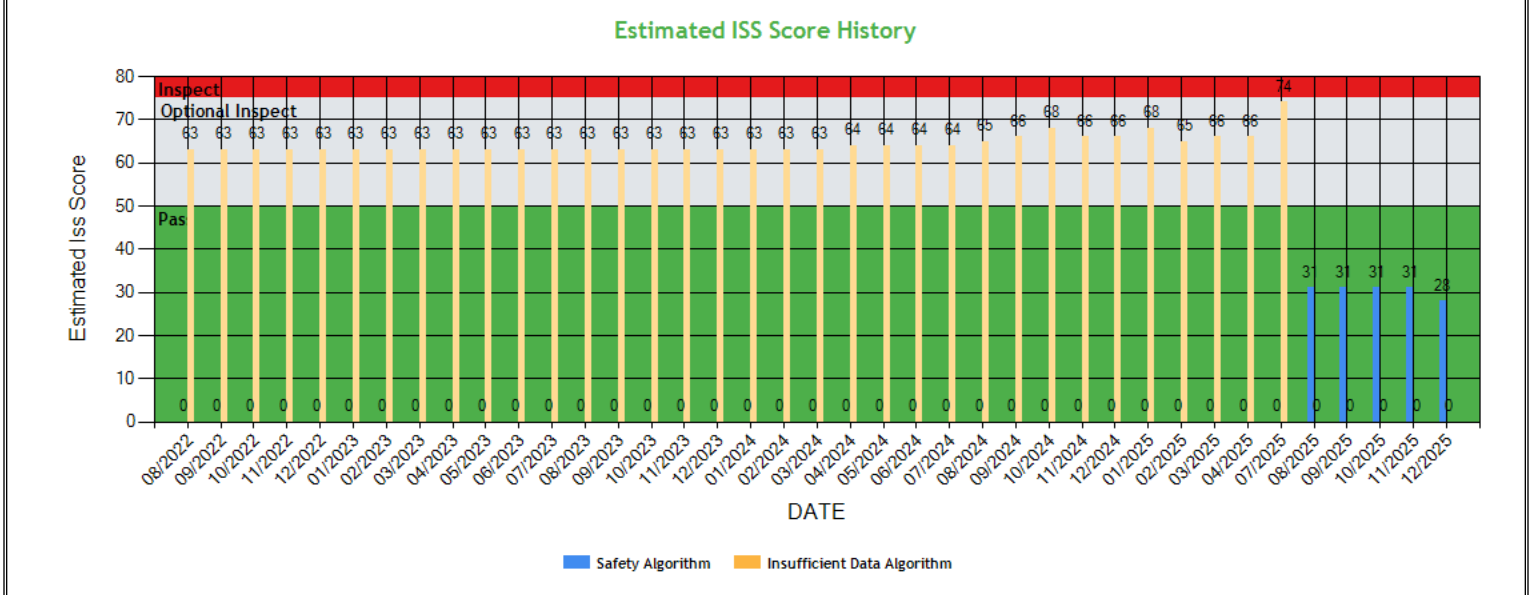
Fleet Size: 1-5 PUs

Cargo Group (Companies)	Unsafe Driving		Hours of Service		Driver Fitness		Controlled Substance		Vehicle Maintenance		HM Compliance		Crash	
	Avg.	Comp. to Avg.	Avg.	Comp. to Avg.	Avg.	Comp. to Avg.	Avg.	Comp. to Avg.	Avg.	Comp. to Avg.	Avg.	Comp. to Avg.	Avg.	Comp. to Avg.
Bulk Goods (245148)	0.74	Better	0.20	Worse	0.14	Better	0.01	Better	1.68	Worse	0.01	Better	0.06	Better
Refrigerated (60665)	1.50	Better	0.53	Worse	0.18	Better	0.02	Better	2.69	Better	0.01	Better	0.11	Better
AJAIB TRUCKLINE INC	0.00		2.83		0.00		0.00		2.50		0.00		0.00	



Estimated ISS Score History - Chart ToC

About the Inspection Selection System





Estimated ISS Score History - Table ToC

Date	Estimated ISS Score	Recommendation	Algorithm
12/26/2025	28	Pass	Safety Algorithm
11/28/2025	31	Pass	Safety Algorithm
10/31/2025	31	Pass	Safety Algorithm
09/26/2025	31	Pass	Safety Algorithm
08/29/2025	31	Pass	Safety Algorithm
07/25/2025	74	Optional Inspect	Insufficient Data Algorithm
06/30/2025	74	Optional Inspect	Insufficient Data Algorithm
05/31/2025	69	Optional Inspect	Insufficient Data Algorithm
04/25/2025	66	Optional Inspect	Insufficient Data Algorithm
03/28/2025	66	Optional Inspect	Insufficient Data Algorithm
02/28/2025	65	Optional Inspect	Insufficient Data Algorithm
01/31/2025	68	Optional Inspect	Insufficient Data Algorithm
12/27/2024	66	Optional Inspect	Insufficient Data Algorithm
11/29/2024	66	Optional Inspect	Insufficient Data Algorithm
10/25/2024	68	Optional Inspect	Insufficient Data Algorithm
09/27/2024	66	Optional Inspect	Insufficient Data Algorithm
08/30/2024	65	Optional Inspect	Insufficient Data Algorithm
07/26/2024	64	Optional Inspect	Insufficient Data Algorithm
06/28/2024	64	Optional Inspect	Insufficient Data Algorithm
05/31/2024	64	Optional Inspect	Insufficient Data Algorithm
04/26/2024	64	Optional Inspect	Insufficient Data Algorithm
03/29/2024	63	Optional Inspect	Insufficient Data Algorithm
02/23/2024	63	Optional Inspect	Insufficient Data Algorithm
01/26/2024	63	Optional Inspect	Insufficient Data Algorithm
12/29/2023	63	Optional Inspect	Insufficient Data Algorithm
11/24/2023	63	Optional Inspect	Insufficient Data Algorithm
10/27/2023	63	Optional Inspect	Insufficient Data Algorithm
09/29/2023	63	Optional Inspect	Insufficient Data Algorithm
08/25/2023	63	Optional Inspect	Insufficient Data Algorithm
07/28/2023	63	Optional Inspect	Insufficient Data Algorithm
06/30/2023	63	Optional Inspect	Insufficient Data Algorithm
05/26/2023	63	Optional Inspect	Insufficient Data Algorithm
04/28/2023	63	Optional Inspect	Insufficient Data Algorithm
03/31/2023	63	Optional Inspect	Insufficient Data Algorithm
02/24/2023	63	Optional Inspect	Insufficient Data Algorithm
01/27/2023	63	Optional Inspect	Insufficient Data Algorithm
12/30/2022	63	Optional Inspect	Insufficient Data Algorithm
11/25/2022	63	Optional Inspect	Insufficient Data Algorithm
10/28/2022	63	Optional Inspect	Insufficient Data Algorithm
09/30/2022	63	Optional Inspect	Insufficient Data Algorithm
08/26/2022	63	Optional Inspect	Insufficient Data Algorithm

Investigation Results ToC

No Investigations reported on FMCSA website

Penalties History ToC

There is a problem with the Penalties data on FMCSA website.

Acute Critical Violations (Based on Investigations as per CSA Methodology Appendix A) ToC

No Data



No red flag violations in the last 24 months

DOT Registration Information: The following information on this specific DOT # is from the Federal DOT (as of Operating Authority					
DOT Registration: 08/02/2022		Total Power Units: 1		Total Trucks: 1	
				Total Trailers: 1	
				Total Passenger Vehicles: 0	
Status	Entity Type	Organization Type	Nation	Total Cars	Drivers / CDL Drivers
A	C	-	US	0	2* / 2
MCS-150 Date	Op Codes	Shipper Op Codes	Shipper HazMat Op Codes	Latest Review Type	Latest Review Document Number(Date)
04/09/2025	A				()
MCS-150 Mileage (Year)	Record Update Date	Transports Hazmats	DOT Census Date	Recordable Accident Rate	Preventable Accident Rate
12,704 (2024)	04/09/2025	N	08/02/2022	0%	0%
MCS-151 Mileage	Safety Rating (Date)	SEA Accident	SEA Driver	SEA Vehicle	SEA Management
0	None (None)	0%	0%	0%	0%
Classification Codes		Cargo Carried (per MCS-150)			
Authorized-For-Hire		Fresh Produce, Refrigerated foods			

DOT MCS-150 History ToC			(as of 04/12/2025 DOT census)						
Census Date	MCS-150 Date	MCS-150 Mileage	VMY Year	Power Units	Drivers	Trailers	Company Rep1	Company Rep2	Email
4/12/2025	4/9/2025	12704	2024	1	2	-	RUPINDERPAL SINGH		AJAIBTRUCKLINEINC@GMAIL.COM
9/28/2024	9/23/2024	12704	2024	1	2	-	RUPINDERPAL SINGH		AJAIBTRUCKLINEINC@GMAIL.COM
8/9/2022	8/2/2022	0		1	1	1	RUPINDERPAL SINGH		AJAIBTRUCKLINEINC@GMAIL.COM

Crash Summary Chart ToCCrashes Summary - Chart (based on all available crash data)

No Data

Crashes Summary - Table (based on all available crash data) ToC										
	TOTAL	Last 6 months	7-12 months	13-18 months	19-24 months	25-30 months	30-36 months	37-41 months	42-48 months	Over 49 months
Total Reportable	0	0	0	0	0	0	0	0	0	0
Fatalities	0	0	0	0	0	0	0	0	0	0
Injuries	0	0	0	0	0	0	0	0	0	0
Tow Away	0	0	0	0	0	0	0	0	0	0
With Citations	0	0	0	0	0	0	0	0	0	0
Federal Recordable	0	0	0	0	0	0	0	0	0	0
Preventable	0	0	0	0	0	0	0	0	0	0
Crash per Pwr Unit	-	0.0%	0.0%	0.0%	0.0%	0.0%	0.0%	0.0%	0.0%	-



Inspection Summary ToC

The following inspection information is based on results for 24 months prior to: 01/28/2026. Please note that the total inspections number is not necessarily the total of the vehicle, driver and hazmat inspections, as one inspection may have included any combination of the below inspections.

Overall	Vehicle	Driver	Hazmat
(Please note that the total inspections number is not necessarily the total of the vehicle, driver and hazmat inspections, as one inspection may have included any combination of the below inspections) Total Inspections: 3 Total Out of Service: 0 Out of Service: 0% National Average: 21.15% Difference: -21.15%	Total Inspections: 2 Total Out of Service: 0 Out of Service: 0.00% National Average: 25.19% Difference: -25.19%	Total Inspections: 3 Total Out of Service: 0 Out of Service: 0.00% National Average: 6.86% Difference: -6.86%	Total Inspections: 0 Total Out of Service: 0 Out of Service: 0.00% National Average: 2.1% Difference: -2.1%

KPI: Inspection Viol OOS Rates by Cargo Group ToC

Cargo Group	OVERALL		VEHICLE		DRIVER		HAZMAT	
	Average	Compared to Average	Average	Compared to Average	Average	Compared to Average	Average	Compared to Average
Bulk Goods	24.59%	Better	22.72%	Better	9.45%	Better	0.12%	Better
Refrigerated	23.29%	Better	21.48%	Better	10.47%	Better	0.09%	Better
AJAIB TRUCKLINE INC	0%		0%		0%		0%	

FHWA Registration Information: The following data on this Motor Carrier is from the Federal Hwy Administration (as of 1/28/2026)

Docket Number	DOT Number	Company Name	DBA Name	Address	City	State	Country	ZIP Code
MC1454946	3928003	AJAIB TRUCKLINE INC		2620 N BRIX AVE	FRESNO	CA	US	93722
Phone Number	Fax Number	Mail Address	Mail City	Mail State	Mail Contry	Mail ZIP Code	Mail Phone Number	Mail Fax Number
(929)-394-7618		2620 N BRIX AVE	FRESNO	CA	US	93722-0417		
Date of Last Change	Freight	Passenger	Household Goods	Active Authority	Pending Authority	Revocation Pending Authority		
1/28/2026	Y	N	N	/ Contract /	/	/		

Insurance Required (as of 01/28/2026) ToC

Docket Number	Insurance Type	Insurance Required	Insurance on File
MC1454946	BIPD	\$750k	\$750k
MC1454946	Cargo	No	No
MC1454946	Bond	No	No

Active / Pending Insurance (as of 01/28/2026)

Docket Number	Form	Type	Insurance Carrier	Policy/Surety	Coverage From	Coverage To	Required	On File	Effective Date	Cancel Date
MC1454946	91X	BIPD/Primary	A-ONE COMMERCIAL INSURANCE RRG, INC	A-ONE2025-5569	\$0k	\$750k	\$750k	\$750k	02/28/2025	02/28/2026



Insurance History (as of 01/28/2026)

Docket Number	Form	Type	Insurance Carrier	Policy/Surety	Coverage From	Coverage To	Effective Date From	Effective Date To
MC1454946	91X	BIPD/Primary	CLEAR SPRING PROPERTY AND CASUALTY COMPANY	CAM001222	\$0k	\$750k	02/28/2024	02/28/2025 Cancelled

FHWA Authorities (as of 01/28/2026) ToC

Docket#	L&I Name	Active Authority	Inactive Authority	Pending Authority	Revocation Pending Authority	Freight	Passenger	Household Goods
MC1454946	AJAIB TRUCKLINE INC	Contract /				Yes	No	No

Authority History (as of 01/28/2026)

Docket Number	Sub	Auth Type	Original Action	Disposition
MC1454946		CONTRACT	INVOLUNTARY REVOCATION 2/3/2025 12:00:00 AM	DISCONTINUED REVOCATION 2/27/2025 12:00:00 AM
MC1454946		CONTRACT	GRANTED 3/22/2024 12:00:00 AM	
MC1454946		COMMON	DISMISSED 9/12/2022 12:00:00 AM	

Severe Violations (i.e. those with >= 8 points) - Chart ToC

No Data

Severe Violations (i.e. those with >= 8 points) - Table

No Data

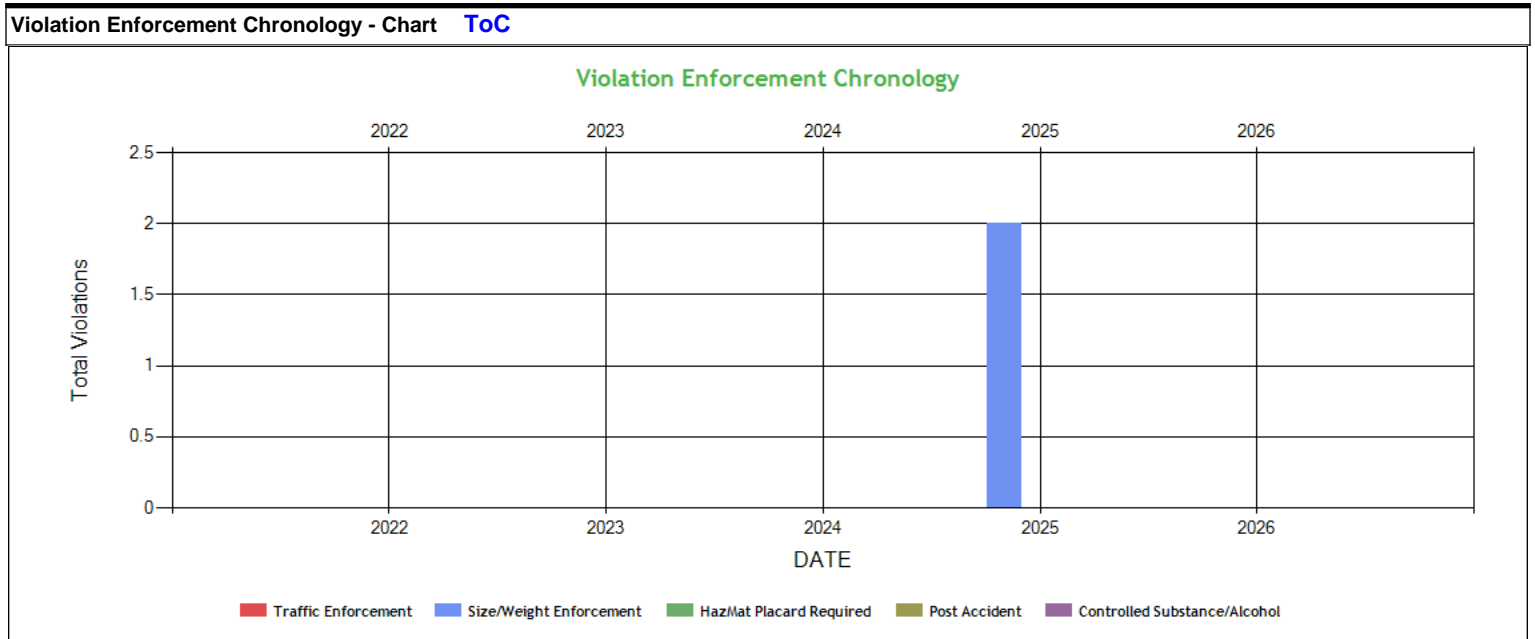
Violation Report ToC

Inspection Date	Inspection State	BASIC	Violation Description	OOS	VIN	Severity Points
08/14/2025	MO	-	392.2SLLEWA1 - State/Local Laws - Excessive Weight - 1-2500 Lbs Over On An Axle/Axle Groups.	No	1FUJHHDRXNLMX6324 (PU)	0
06/10/2025	MO	Hours-Of-Service	395.3A1HOSPD - HOS (PROPERTY) - DRIVING MORE THAN 11 HOURS FOLLOWING 10 CONSECUTIVE HOURS OFF DUTY DURING THE CURRENT 8 CONSECUTIVE DAY PERIOD. DATE AND TIME:	No	1FUJHHDRXNLMX6324 (PU)	7
06/10/2025	MO	Hours-Of-Service	395.24 - HOS (ELD) - ELD FORM AND MANNER	No	1FUJHHDRXNLMX6324 (PU)	1
08/02/2024	AZ	Vehicle Maintenance	393.9ALFTSI - LIGHTING - FRONT - TURN SIGNAL - INOPERATIVE.	No	1FUJHHDRXNLMX6324 (PU)	6
08/02/2024	AZ	Vehicle Maintenance	396.17CPI - OPERATING A CMV WITHOUT DOCUMENTATION OF A PERIODIC INSPECTION.	No	1FUJHHDRXNLMX6324 (PU)	4
08/02/2024	AZ	Hours-Of-Service	395.22GELDMFV - HOS (ELD) - A PORTABLE ELD IS NOT MOUNTED IN A FIXED POSITION AND VISIBLE TO THE DRIVER WHEN SEATED IN THE NORMAL DRIVING POSITION.	No	1FUJHHDRXNLMX6324 (PU)	1
08/02/2024	AZ	Vehicle Maintenance	396.17CPI - OPERATING A CMV WITHOUT DOCUMENTATION OF A PERIODIC INSPECTION.	No	1UYVS2539J2219237 (T)	4

No filters were applied when generating this report, see the live report for more options.



Violation Summary ToC						
BASIC	Violation Group	Code	Description	# of Violations	# of OOS Violations	Severity Points
Hours-Of-Service (HOS) Compliance	Hours	395.3A1HOSPD	HOS (PROPERTY) - DRIVING MORE THAN 11 HOURS FOLLOWING 10 CONSECUTIVE HOURS OFF DUTY DURING THE CURRENT 8 CONSECUTIVE DAY PERIOD. DATE AND TIME:	1	0	7
Vehicle Maintenance	Lighting	393.9ALFTSI	LIGHTING - FRONT - TURN SIGNAL - INOPERATIVE.	1	0	6
Vehicle Maintenance	Inspection Reports	396.17CPI	OPERATING A CMV WITHOUT DOCUMENTATION OF A PERIODIC INSPECTION.	2	0	4
Hours-Of-Service (HOS) Compliance	EOBR Related	395.22GELDMFV	HOS (ELD) - A PORTABLE ELD IS NOT MOUNTED IN A FIXED POSITION AND VISIBLE TO THE DRIVER WHEN SEATED IN THE NORMAL DRIVING POSITION.	1	0	1
Hours-Of-Service (HOS) Compliance	Other Log/Form & Manner	395.24	HOS (ELD) - ELD FORM AND MANNER	1	0	1
	Not used in SMS Calculation	392.2SLEWA1	State/Local Laws - Excessive Weight - 1-2500 Lbs Over On An Axle/Axle Groups.	1	0	0
No filters were applied when generating this report, see the live report for more options.						

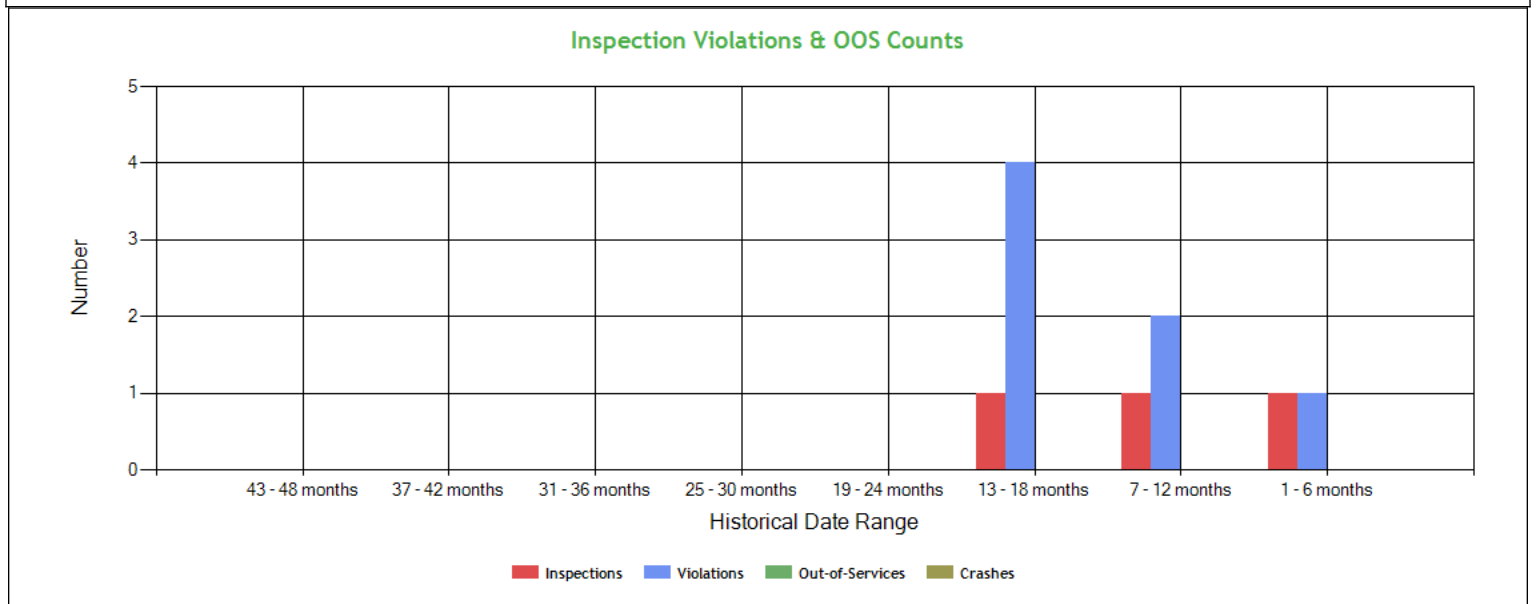




Violation Enforcement Chronology - Table ToC

	2022	2023	2024	2025	2026
Traffic Enforcement	0	0	0	0	0
Size/Weight Enforcement	0	0	0	2	0
HazMat Placard Required	0	0	0	0	0
Post Accident	0	0	0	0	0
Controlled Substance/Alcohol	0	0	0	0	0

Inspection Violations & OOS Counts - Chart ToC



Inspection Violations & OOS Counts - Table ToC

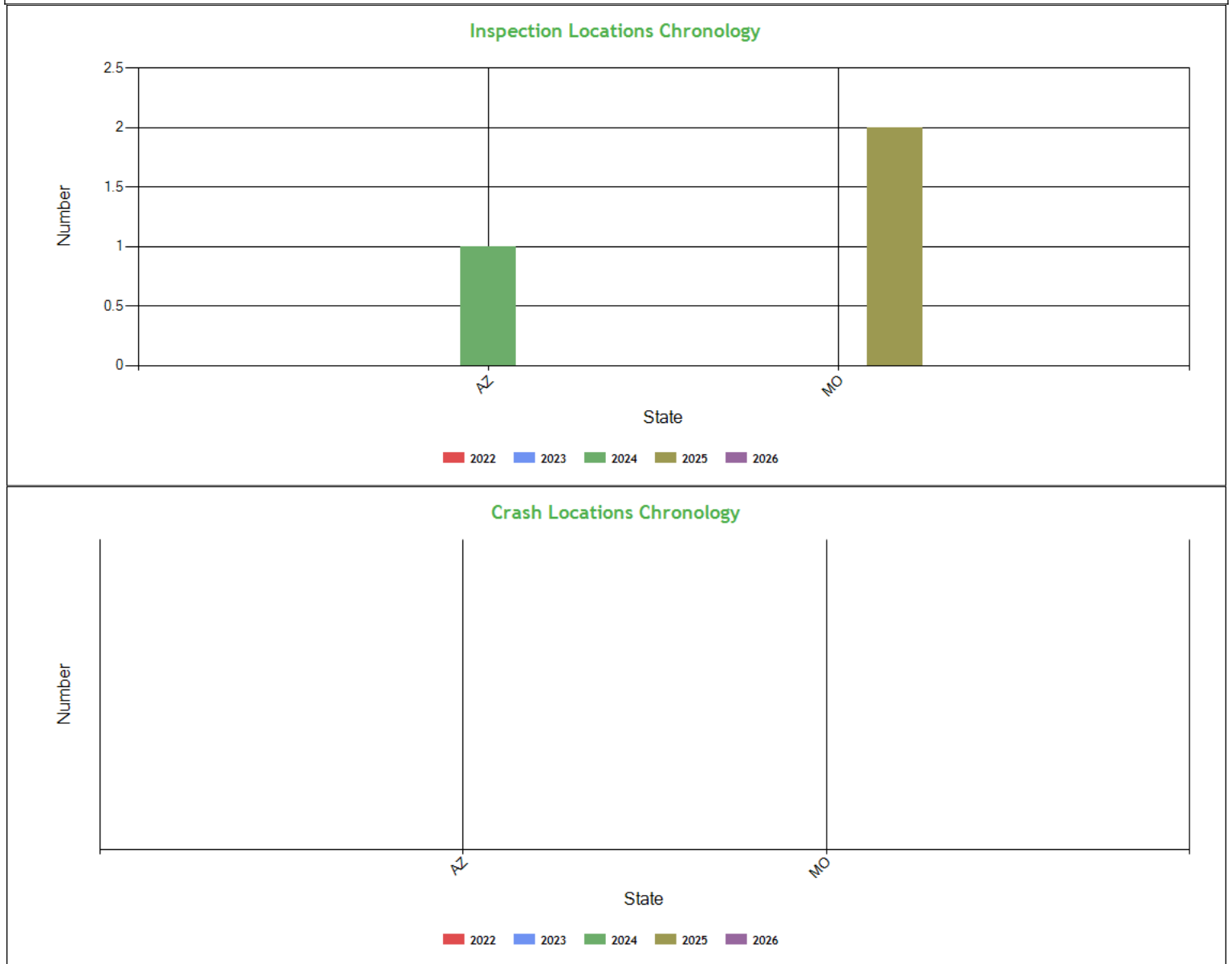
Date Range	Inspections	Violations	Out-of-Services	Crashes
TOTAL	3	7	0	0
1 - 6 months	1	1	0	0
7 - 12 months	1	2	0	0
13 - 18 months	1	4	0	0
19 - 24 months	0	0	0	0
25 - 30 months	0	0	0	0
31 - 36 months	0	0	0	0
37 - 42 months	0	0	0	0
43 - 48 months	0	0	0	0

Radius of Operation (based on Inspections and Crashes during the past 3 years) ToC

	Total	Drive between 0 and 50 miles radius	Drive between 51 and 200 miles radius	Drive between 201 and 300 miles radius	Drive between 301 and 400 miles radius	Drive between 401 and 500 miles radius	Drive between 501 and 600 miles radius	Drive beyond 600 miles radius
Power Units (i.e. unique VINs)	1	0	0	0	0	0	0	1
Percent	100%	0%	0%	0%	0%	0%	0%	100%



Inspection & Crash Locations - Chart [ToC](#)



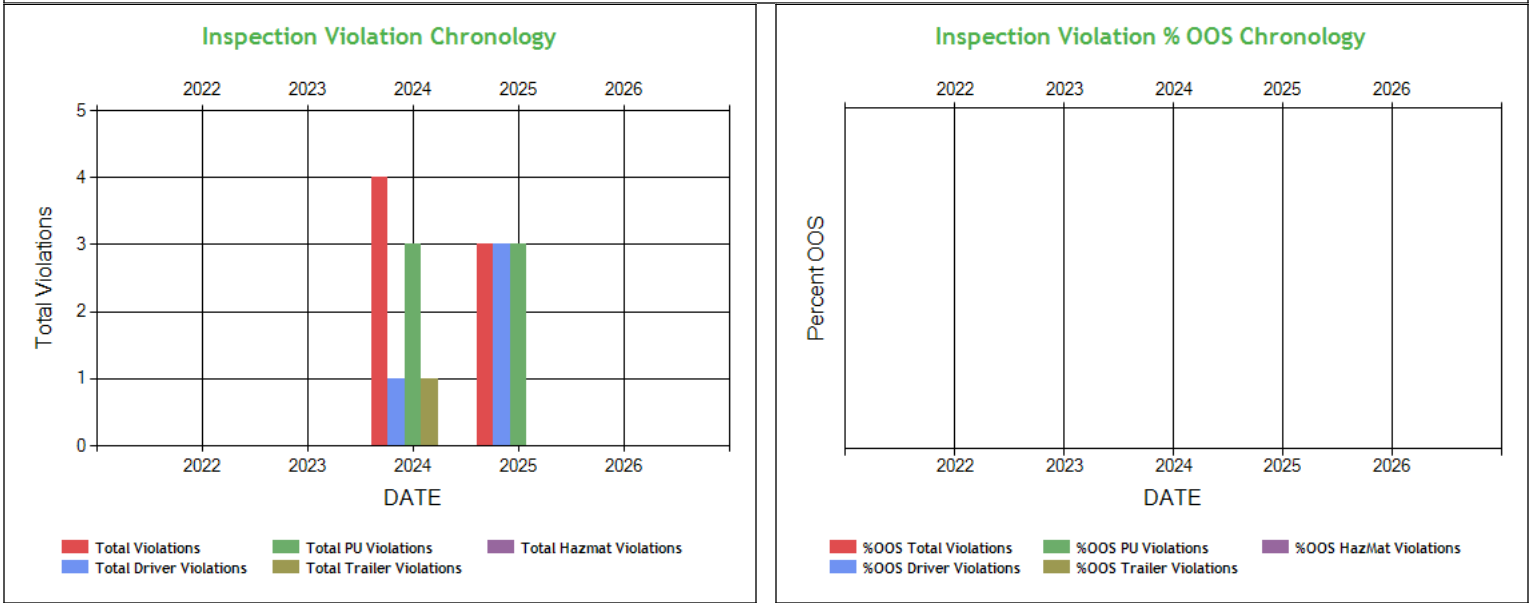
Inspection & Crash Locations - Table [ToC](#)

State	Inspections					Violations					Out-of-Services					Crashes				
	2022	2023	2024	2025	2026	2022	2023	2024	2025	2026	2022	2023	2024	2025	2026	2022	2023	2024	2025	2026
TOTAL	0	0	1	2	0	0	0	4	3	0	0	0	0	0	0	0	0	0	0	0
AZ	0	0	1	0	0	0	0	4	0	0	0	0	0	0	0	0	0	0	0	0
MO	0	0	0	2	0	0	0	0	3	0	0	0	0	0	0	0	0	0	0	0

No hot spot data in the last 12 months



Inspection Violation % OOS Chronology - Chart ToC

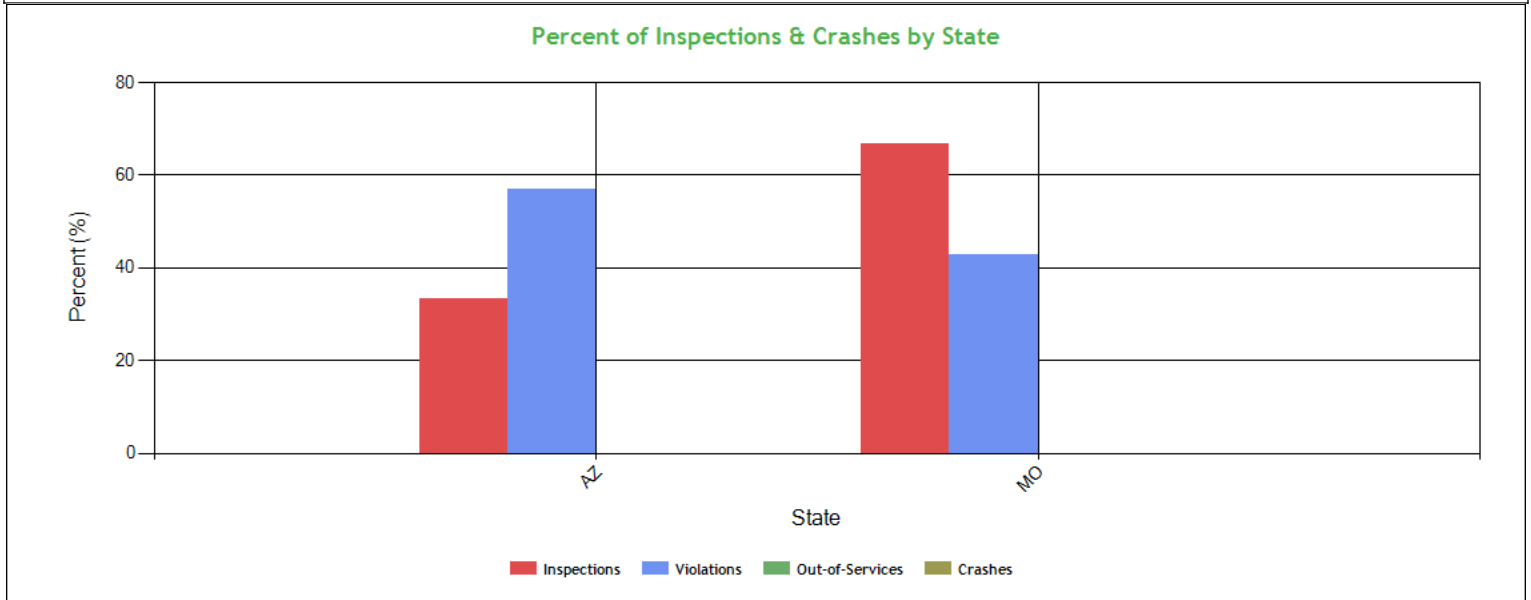


Inspection Violation % OOS Chronology - Table ToC

	2022	2023	2024	2025	2026
Total Violations	0	0	4	3	0
Total Out Of Services	0	0	0	0	0
%OOS Total Violations	0	0	0	0	0
Total Driver Violations	0	0	1	3	0
Total Driver Out Of Services	0	0	0	0	0
%OOS Driver Violations	0	0	0	0	0
Total PU Violations	0	0	3	3	0
Total PU Out Of Services	0	0	0	0	0
%OOS PU Violations	0	0	0	0	0
Total Trailer Violations	0	0	1	0	0
Total Trailer Out Of Services	0	0	0	0	0
%OOS Trailer Violations	0	0	0	0	0
Total Hazmat Violations	0	0	0	0	0
Total Hazmat Out Of Services	0	0	0	0	0
%OOS HazMat Violations	0	0	0	0	0



Percent of Insp & Crash by State - Chart ToC



Percent of Insp & Crash by State - Table (based on Inspection data from the last 4 years) ToC

State	Inspections		Violations		Out-of-Services		Crashes	
	Total	Percent	Total	Percent	Total	Percent	Total	Percent
	3	100	7	100	0	100	0	100
AZ	1	33.3	4	57.1	0	0	0	0
MO	2	66.7	3	42.9	0	0	0	0

VIN Insp Summary by State (based on inspection from the last 2 years) ToC

VIN	Insp	Viol Pts	Counts in each State			
			MO		AZ	
			Insp	Viol Pts	Insp	Viol Pts
TOTALS	6/38*	3/23**	2	8	1	15
1FUJHHDRXNLMX6324	3	19	2	8	1	11
1UYVS2539J2219237	1	4	0	0	1	4

*<Total number of inspections for these 2 VIN(s)>/n<Total number of inspections for these 2 state(s)>

**<Total severity sum for these 2 VIN(s)>/n<Total severity sum for these 2 state(s)>

Violations By Unit Type ToC

of Violations: 7 Total Severity: 23 based on inspections in the last 2 years

Violation Unit: Driver	# of Violations: 4	Total Severity: 9	% of Total: 39.13%
Viol. Group: Hours	# of Violations: 1	Total Severity: 7	% of Total: 30.43%
Violation	Number of Occurrences	Viol. Severity	Total Severity
395.3A1HOSPD:HOS (PROPERTY) - DRIVING MORE THAN 11 HOURS FOLLOW	1	7	7
Viol. Group: EOBR Related	# of Violations: 1	Total Severity: 1	% of Total: 4.35%
395.22GELDMFV:HOS (ELD) - A PORTABLE ELD IS NOT MOUNTED IN A FIX	1	1	1
Viol. Group: Other Log/Form & Manner	# of Violations: 1	Total Severity: 1	% of Total: 4.35%
395.24:HOS (ELD) - ELD FORM AND MANNER	1	1	1
Viol. Group: Not used in SMS Calculation	# of Violations: 1	Total Severity: 0	% of Total: 0%
392.2SLEWA1:State/Local Laws - Excessive Weight - 1-2500 Lbs O	1	0	0
Violation Unit: Power Unit	# of Violations: 2	Total Severity: 10	% of Total: 43.48%



Viol. Group: Lighting	# of Violations: 1	Total Severity: 6	% of Total: 26.09%
Violation	Number of Occurrences	Viol. Severity	Total Severity
393.9ALFTSI:LIGHTING - FRONT - TURN SIGNAL - INOPERATIVE.	1	6	6
Viol. Group: Inspection Reports	# of Violations: 1	Total Severity: 4	% of Total: 17.39%
396.17CPI:OPERATING A CMV WITHOUT DOCUMENTATION OF A PERIODI	1	4	4
Violation Unit: Trailer	# of Violations: 1	Total Severity: 4	% of Total: 17.39%
Viol. Group: Inspection Reports	# of Violations: 1	Total Severity: 4	% of Total: 17.39%
Violation	Number of Occurrences	Viol. Severity	Total Severity
396.17CPI:OPERATING A CMV WITHOUT DOCUMENTATION OF A PERIODI	1	4	4



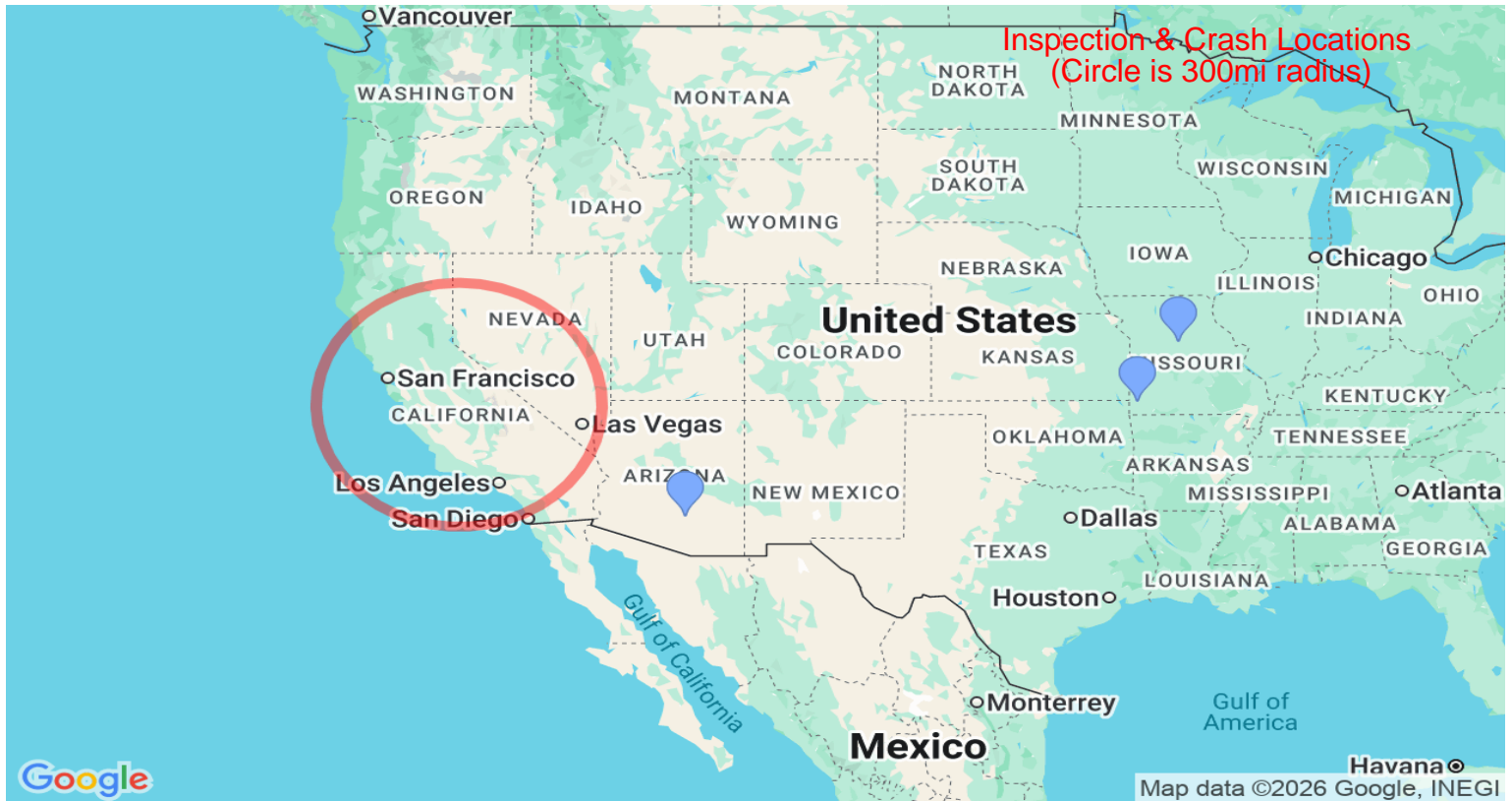
INSPECTION/CRASH MAP ToC

PU Inspection

Trailer Inspection

OOS Inspection

Crash



Equipment Ownership ToC					
Equipment Ownership (based on MCS-150 dated 4/9/2025)					
	Trucks	Tractors	Trailers	Motor Coaches	Vans
Owned	0	1	1	0	0
Term Leased	0	0	0	0	0
Trip Leased	0	0	0	0	0
Total No.	0	1	1	0	0

Equipment Details Power Units ToC									
VIN	Latest Insp Date	Year	Make	Model	Body Class	Body Type	Axles	Len	Fuel Type
1FUJHHDRXNL MX6324	08/14/2025	2022	FREIGHTLINER	Cascadia	Truck-Tractor	-	-	-	-

Equipment Details Trailers									
VIN	Latest Insp Date	Year	Make	Model	Body Class	Body Type	Axles	Len	Fuel Type
1UYVS2539J22 19237	08/14/2025	2018	UTILITY TRAILER MANUFACTURER	Utility Trailer Manufacturer	Trailer	Van Trailer	2	53	-



Vehicle Age [ToC](#)

Year	# Power Units	PU Percentage	# Trailers	Trailres Percentage
2022	1	100.00%	0	0.00%
2018	0	0.00%	1	100.00%

Based on 24 months of inspection data, see the live report for more options

States of Power Unit Registrations [ToC](#)

State	AZ	MO
Number of Power Units	1	1

Equipment Acquisitions - Table [ToC](#)

	Power Units inspected for 1st time in past 12 months	Power Units inspected for 1st time in past 24 months	Power Units inspected during entire date range	Trailers inspected for 1st time in past 12 months	Trailers inspected for 1st time in past 24 months	Trailers inspected during entire date range
Unique VINs	1	1	1	1	1	1
Unique License Plates	1	1	1	1	1	1
License Plate States	1	1	1	1	1	1

Driver Details [ToC](#) Driver Details (based on MCS-150 dated 4/9/2025)

	Within 100 mi	Beyond 100 mi	TOTAL
# Drivers Interstate	0	2	2
# Drivers Intrastate	0	0	0
TOTAL	0	2	/

Avg. # Trip Lease Drivers/Mo: 0 # Drivers Grand Total: 2 # Drivers Commercially Licensed: 2

Shared VIN Summary [ToC](#)

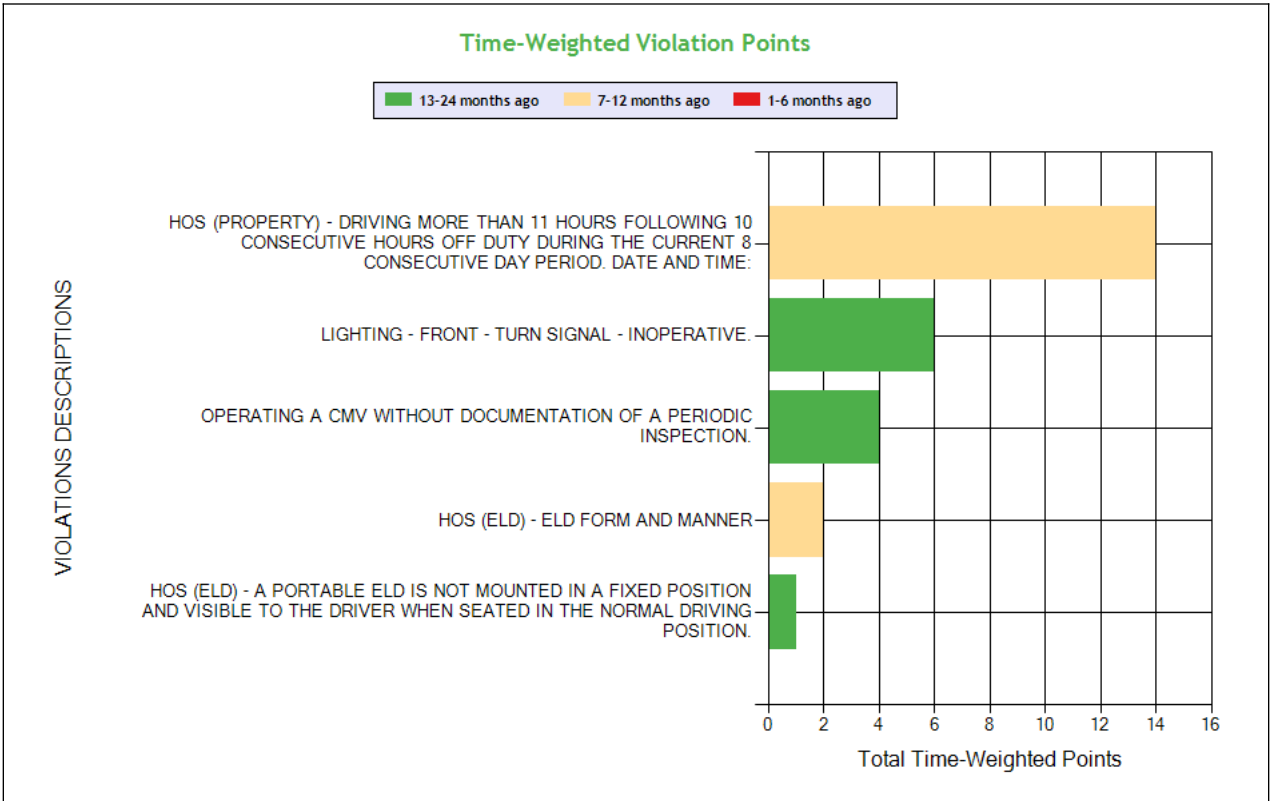
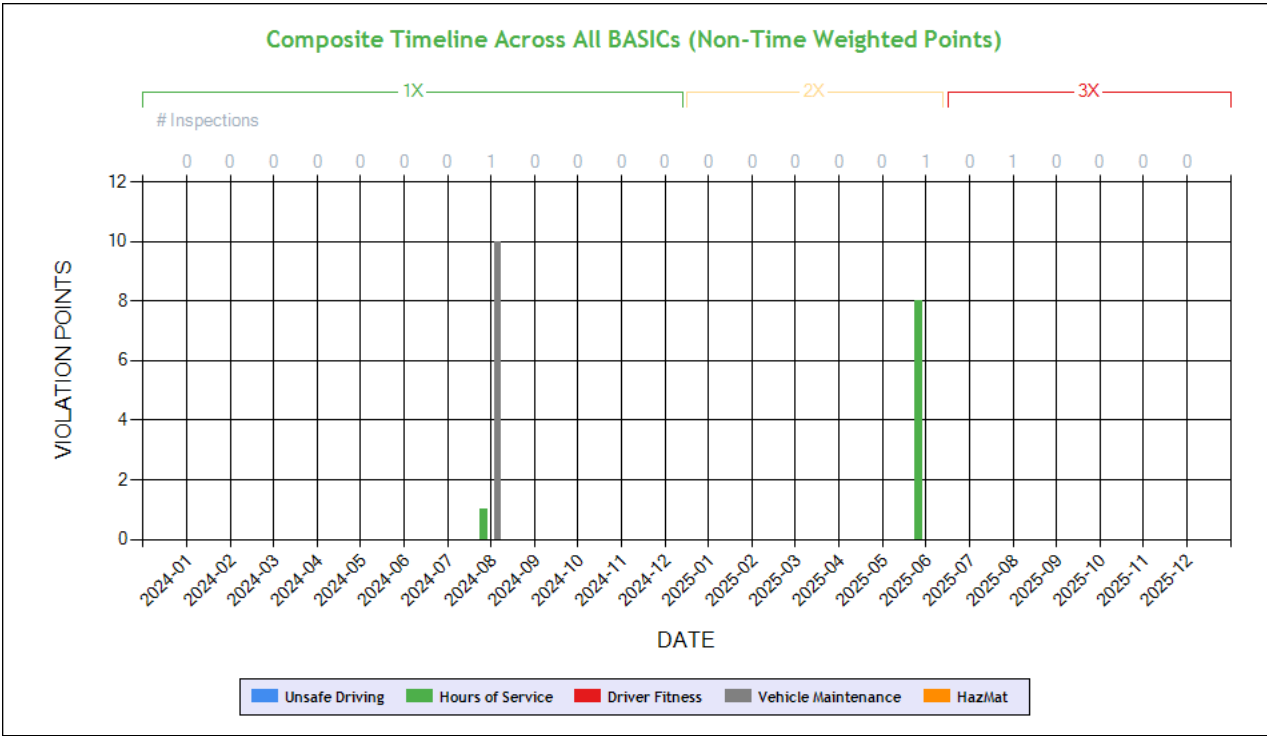
No Data

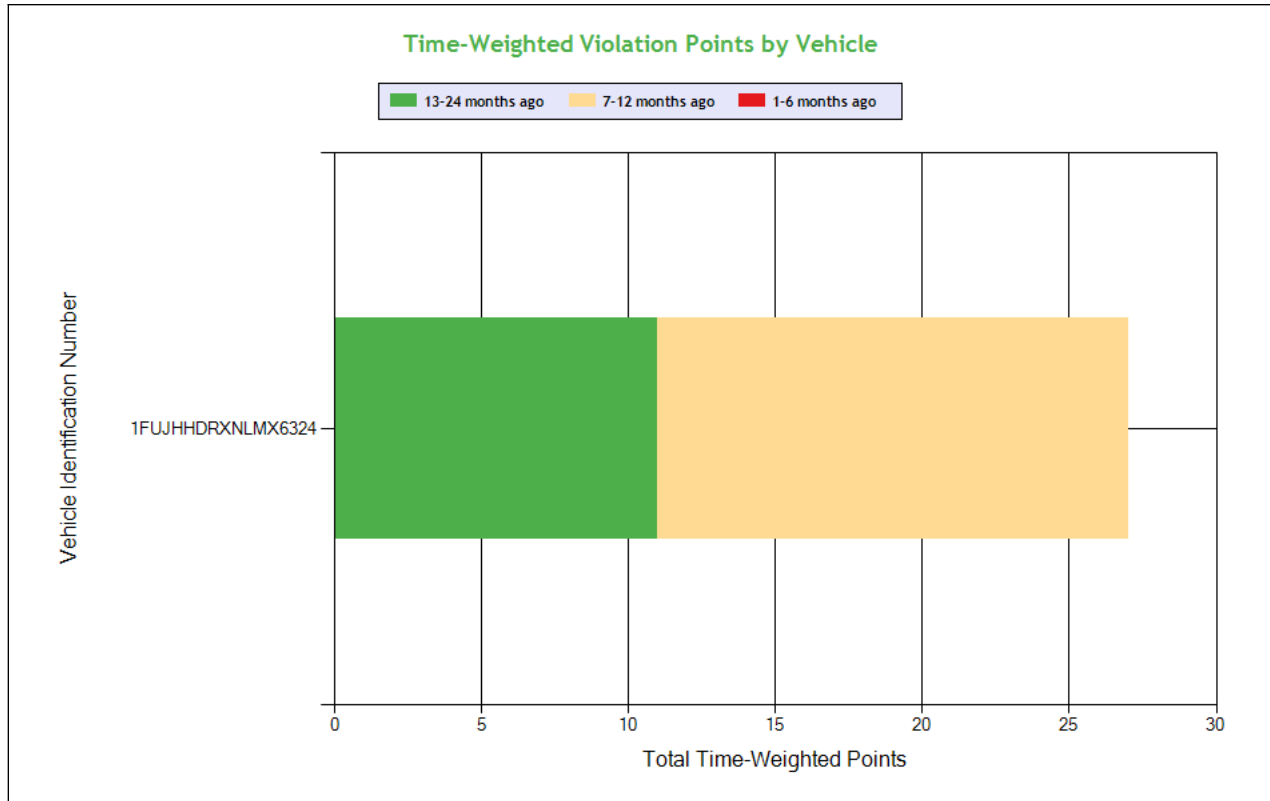
SHIPPERS DETAIL [ToC](#) based on Inspection results for the last 4 years

Shipper Name	Number of Inspections	Shipper Name	Number of Inspections
GRIMMWAY FARMS	1	KROGER FOODS	1
SUN PACIFIC	1		



Carrier Underwriting Report Safety Summary ToC





See the Excel file for the complete analysis

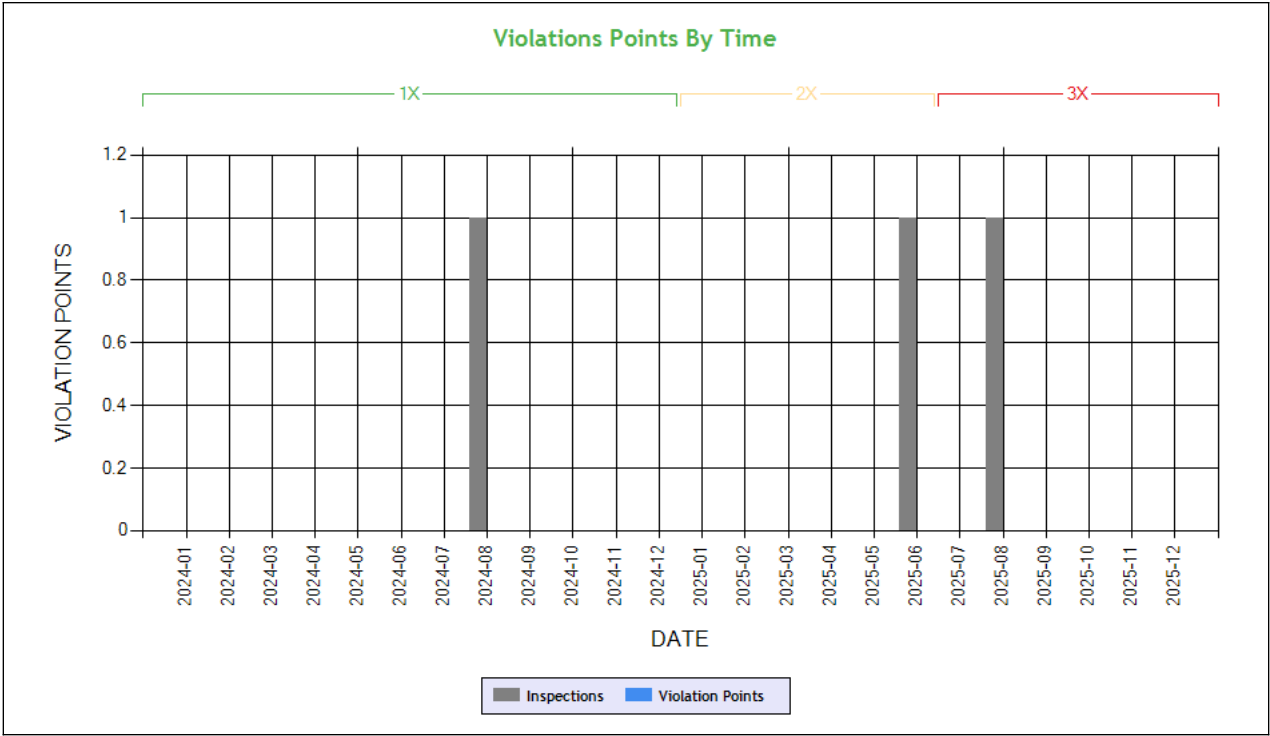
Violations is in (1-6/7-12/13-24mo)

Shaded = Out Of Service Violation							
Violation Group			Hours	Lighting	Inspection Reports	Other Log/Form & Manner	EOBR Related
Violation Description	Total Time-weighted Points by VIN	% of Total Time-weighted Points by VIN	HOS (PROPERTY) - DRIVING MORE THAN 11 HOURS FOLLOWING 10 CONSECUTIVE HOURS OFF DUTY DURING THE CURRENT 8 CONSECUTIVE DAY PERIOD. DATE AND TIME:	LIGHTING - FRONT - TURN SIGNAL - INOPERATIVE.	OPERATING A CMV WITHOUT DOCUMENTATION OF A PERIODIC INSPECTION.	HOS (ELD) - ELD FORM AND MANNER	HOS (ELD) - A PORTABLE ELD IS NOT MOUNTED IN A FIXED POSITION AND VISIBLE TO THE DRIVER WHEN SEATED IN THE NORMAL DRIVING POSITION.
Driver Resp			Yes	Yes	No	Yes	Yes
Total Time-weighted Points			14	6	4	2	1
% Total Time-Wt Pts			51.85	22.22	14.81	7.41	3.70
1FUJHHDRXNLMX6324	27	100	14 (0/1/0)	6 (0/0/1)	4 (0/0/1)	2 (0/1/0)	1 (0/0/1)



SAFETY ANALYSIS ToC

Unsafe Driving

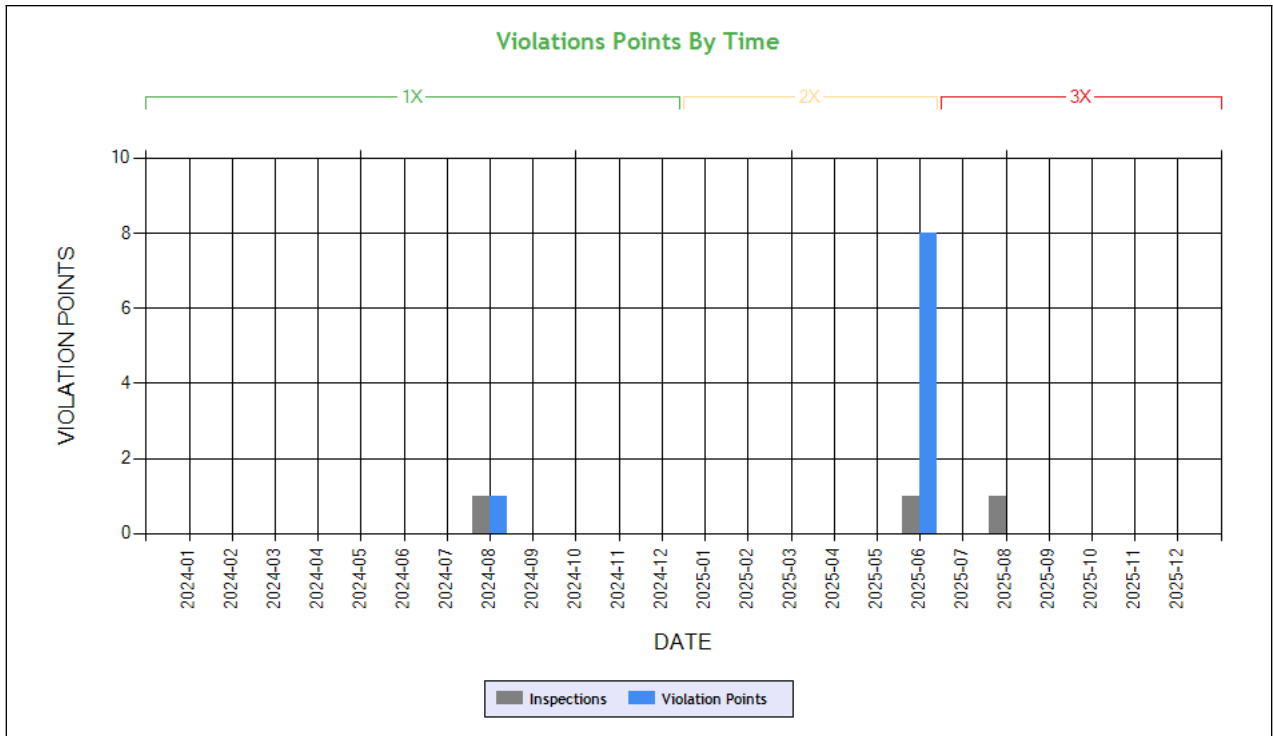


Time-Weighted Violation Points - no data available to draw a chart
Time-Weighted Severity Points by Vehicle - no data available to draw a chart

See the Excel file for the complete analysis # Violations is in (1-6/7-12/13-24mo)

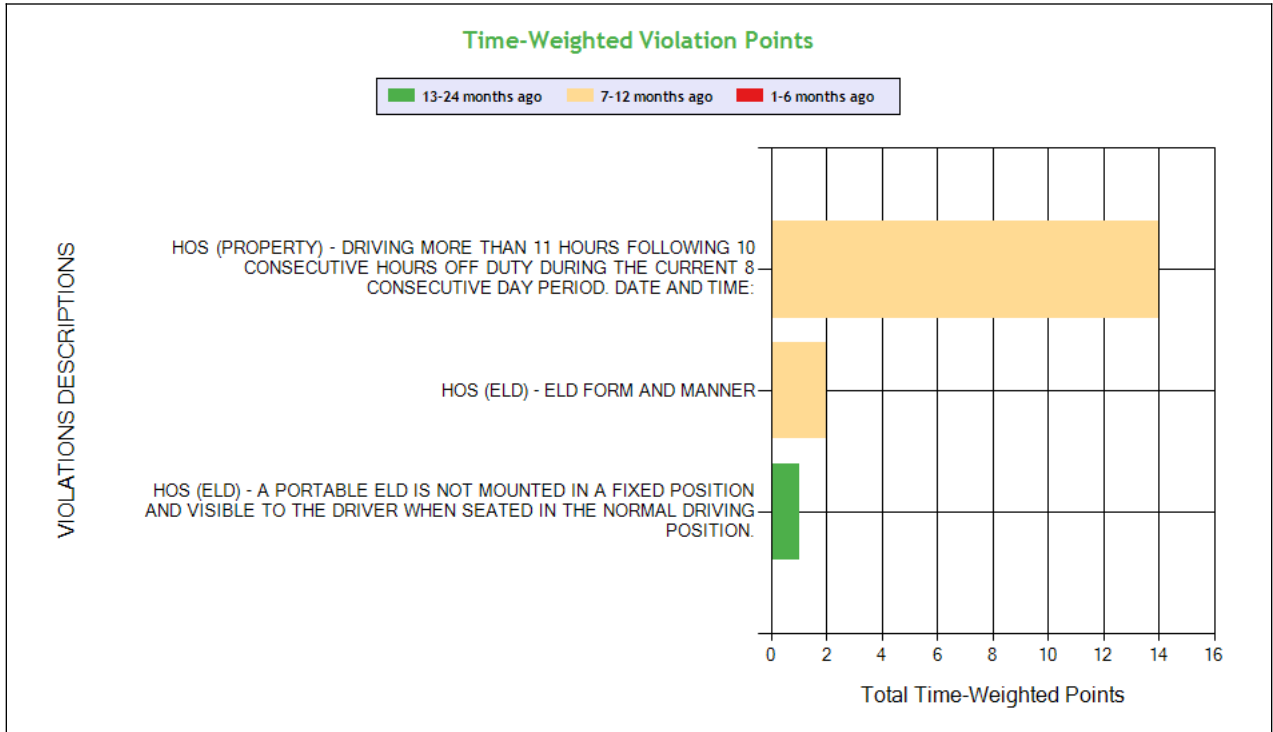
Shaded = Out Of Service Violation		
Violation Group		
Violation Description	Total Time-weighted Points by VIN	% of Total Time-weighted Points by VIN
Driver Resp		
Total Time-weighted Points		
% Total Time-Wt Pts		

HOS Compliance



Carrier Software
 1-800-646-5152
 info@CarrierSoftware.com

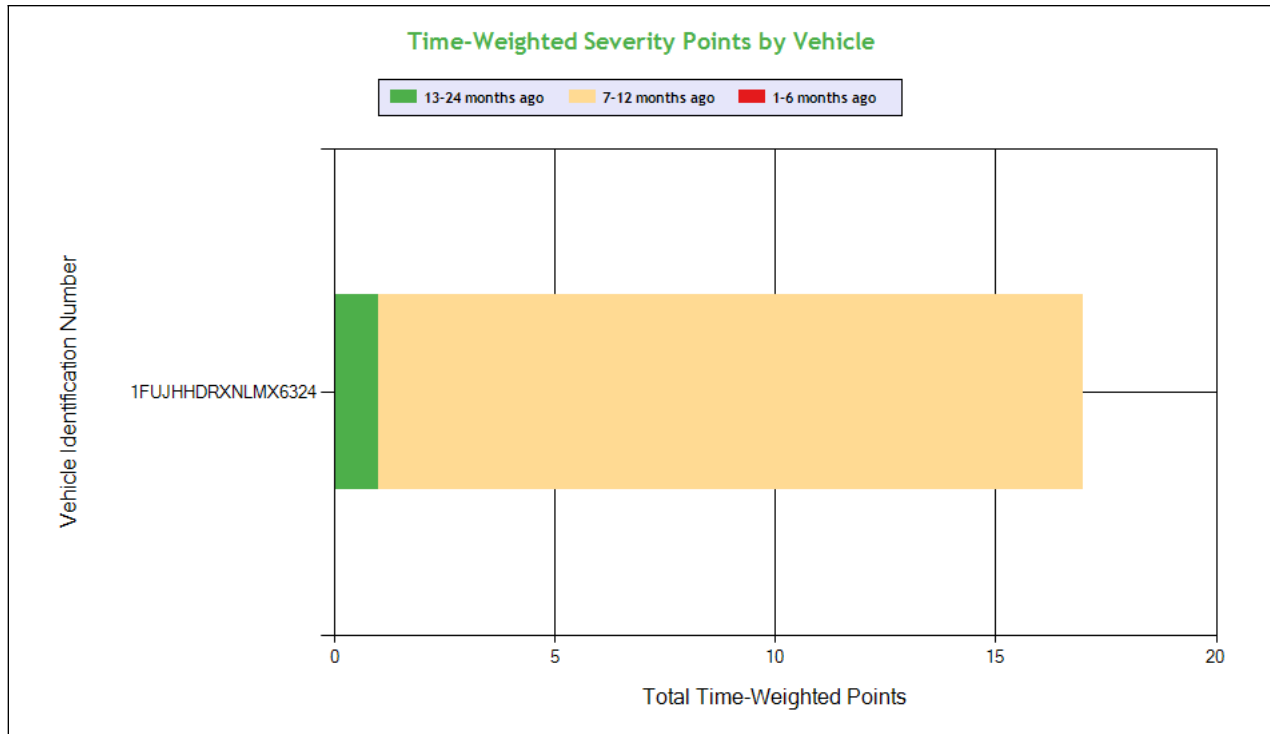
CONFIDENTIAL - Intended for use by Amerigo Insurance Agency - Date: 1/29/2026
AJAIB TRUCKLINE INC - DOT# 3928003 / MC1454946



See the Excel file for the complete analysis

Violations is in (1-6/7-12/13-24mo)

Shaded = Out Of Service Violation



Carrier Software
 1-800-646-5152
 info@CarrierSoftware.com

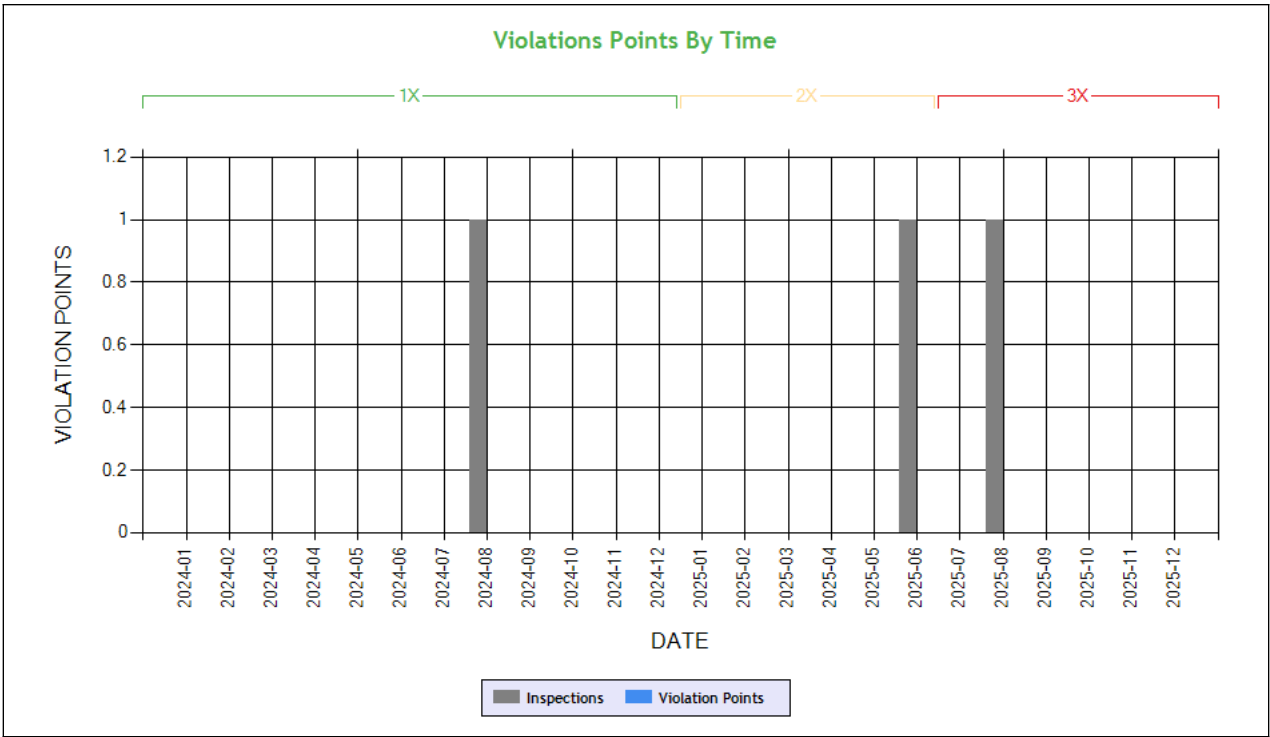
CONFIDENTIAL - Intended for use by Amerigo Insurance Agency - Date: 1/29/2026

AJAIB TRUCKLINE INC - DOT# 3928003 / MC1454946

Violation Group			Hours	Other Log/Form & Manner	EOBR Related
Violation Description	Total Time-weighted Points by VIN	% of Total Time-weighted Points by VIN	HOS (PROPERTY) - DRIVING MORE THAN 11 HOURS FOLLOWING 10 CONSECUTIVE HOURS OFF DUTY DURING THE CURRENT 8 CONSECUTIVE DAY PERIOD. DATE AND TIME:	HOS (ELD) - ELD FORM AND MANNER	HOS (ELD) - A PORTABLE ELD IS NOT MOUNTED IN A FIXED POSITION AND VISIBLE TO THE DRIVER WHEN SEATED IN THE NORMAL DRIVING POSITION.
Driver Resp			Yes	Yes	Yes
Total Time-weighted Points			14	2	1
% Total Time-Wt Pts			82.35	11.76	5.88
1FUJHHDRXNLMX6324	17	100	14 (0/1/0)	2 (0/1/0)	1 (0/0/1)



Driver Fitness



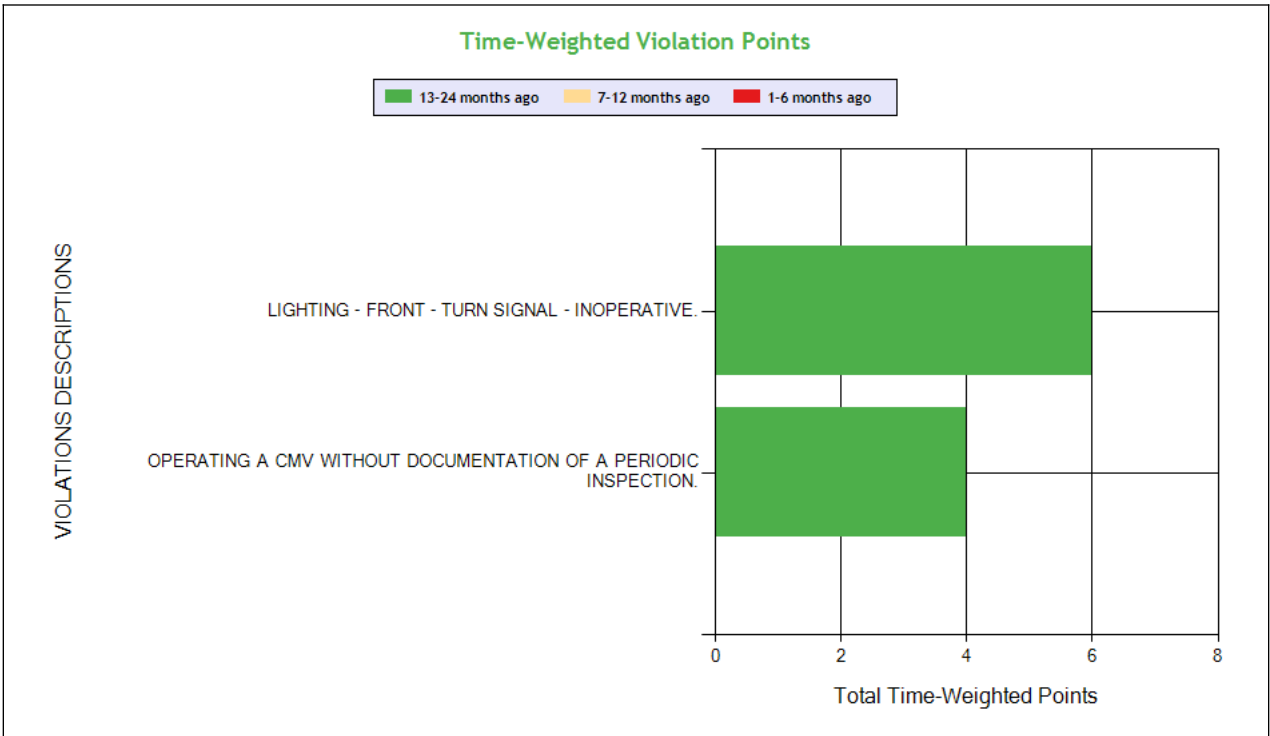
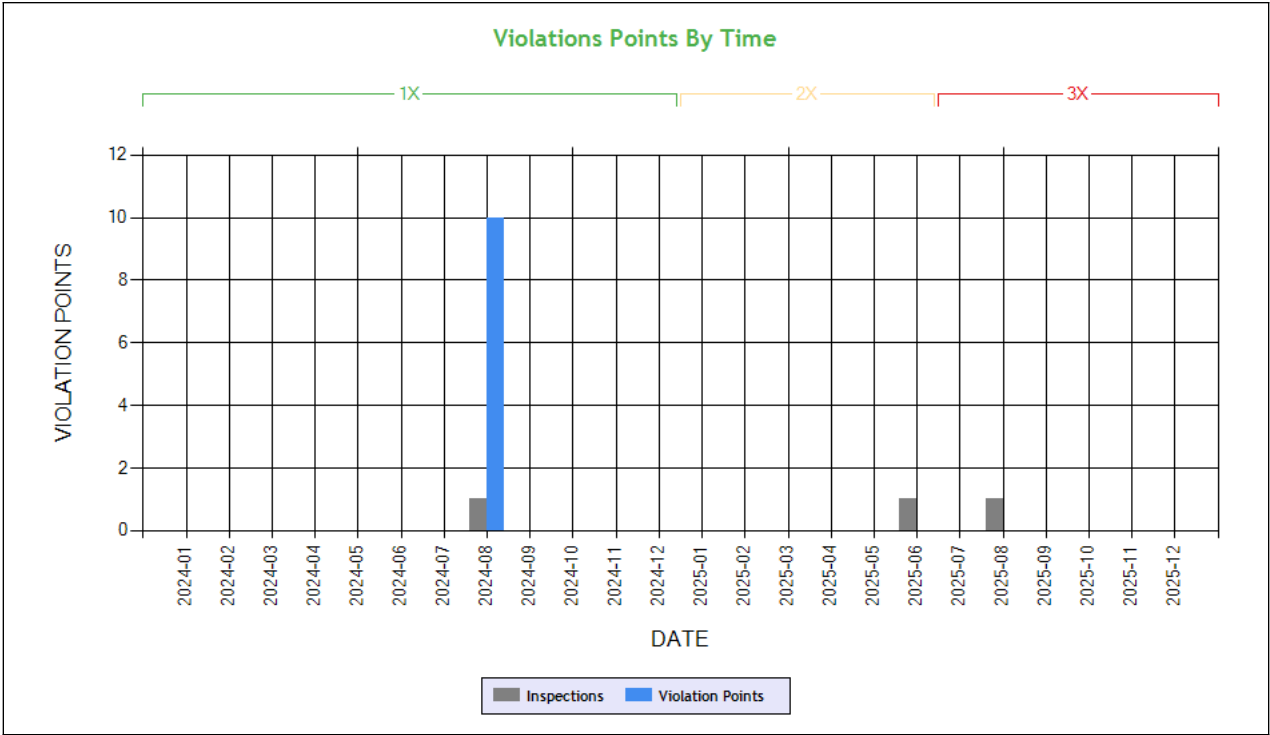
Time-Weighted Violation Points - no data available to draw a chart
Time-Weighted Severity Points by Vehicle - no data available to draw a chart

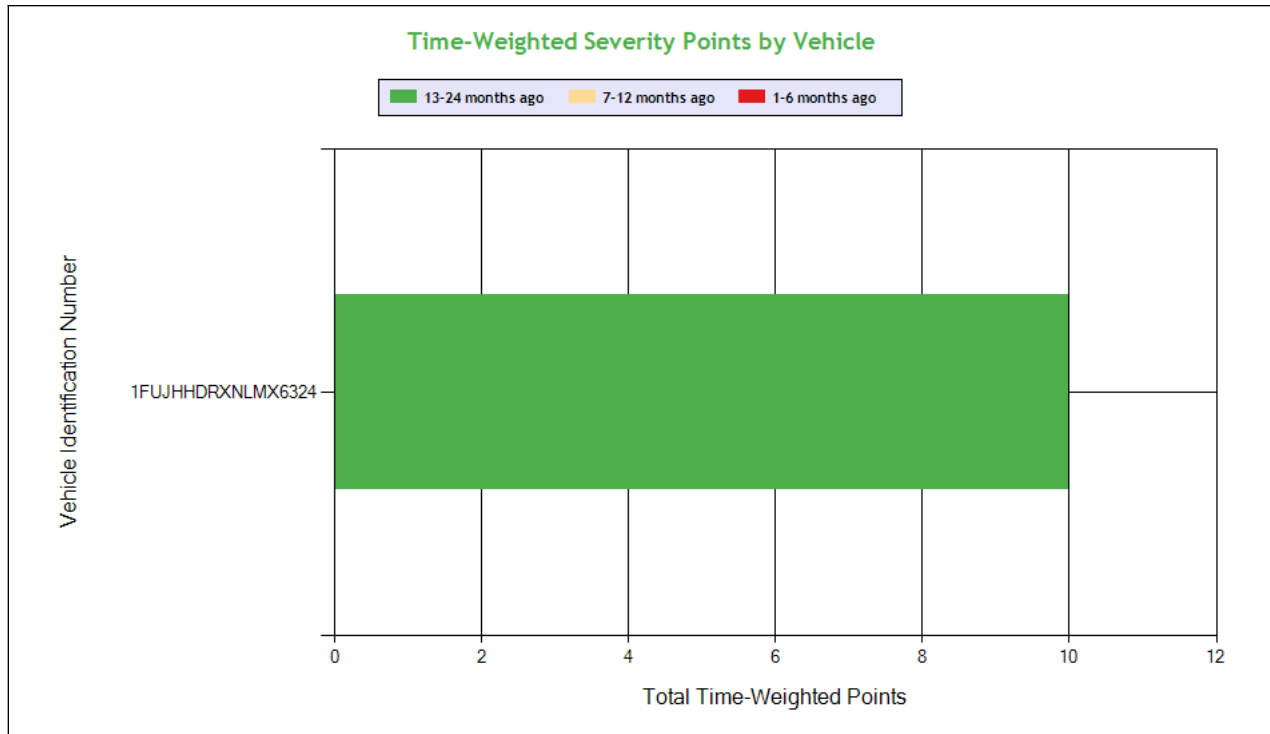
See the Excel file for the complete analysis # Violations is in (1-6/7-12/13-24mo)

Shaded = Out Of Service Violation		
Violation Group		
Violation Description	Total Time-weighted Points by VIN	% of Total Time-weighted Points by VIN
Driver Resp		
Total Time-weighted Points		
% Total Time-Wt Pts		



Vehicle Maintenance





Carrier Software
 1-800-646-5152
 info@CarrierSoftware.com

CONFIDENTIAL - Intended for use by Amerigo Insurance Agency - Date: 1/29/2026

AJAIB TRUCKLINE INC - DOT# 3928003 / MC1454946

See the Excel file for the complete analysis

Violations is in (1-6/7-12/13-24mo)

Shaded = Out Of Service Violation				
Violation Group			Lighting	Inspection Reports
Violation Description	Total Time-weighted Points by VIN	% of Total Time-weighted Points by VIN	LIGHTING - FRONT - TURN SIGNAL - INOPERATIVE.	OPERATING A CMV WITHOUT DOCUMENTATION OF A PERIODIC INSPECTION.
Driver Resp			Yes	No
Total Time-weighted Points			6	4
% Total Time-Wt Pts			60.0	40.0
1FUJHHDRXNLMX6324	10	100	6 (0/0/1)	4 (0/0/1)

COLOR CODED CRASH TABLE ToC

No crashes have been reported by the DOT on this Motor Carrier

INSPECTIONS WITH SHARED EQUIPMENT:

No Data



LEGEND

Vehicle Information

Inspection for DOT # being analyzed

Inspection for Different DOT

Crash Information for specific VIN

INSPECTION DETAILS for ALL Inspections

PDF shows the first 100 Power Unit & Trailer VINs with most recent inspections using data from the last 4 years

POWER UNIT Inspections Section

VIN: 1FUJHHDRXNLMX6324				Unit: Truck Tractor	Year: 2022	Make: FREIGHTLINER		
DOT No: 3928003		Docket No: MC1454946		Name: AJAIB TRUCKLINE INC			Interstate: Yes	
Date	Unit License	Unit Lic State	Violation Unit	Violation Description		Severity	OOS	Citation
08/14/2025	ZP29958	CA	D	392.2SLLEWA1 - State/Local Laws - Excessive Weight - 1-2500 Lbs Over On An Axle/Axle Groups.		0	No	
06/10/2025	ZP29958	CA	D	395.24 - HOS (ELD) - ELD FORM AND MANNER		1	No	
06/10/2025	ZP29958	CA	D	395.3A1HOSPD - HOS (PROPERTY) - DRIVING MORE THAN 11 HOURS FOLLOWING 10 CONSECUTIVE HOURS OFF DUTY DURING THE CURRENT 8 CONSECUTIVE DAY PERIOD. DATE AND TIME:		7	No	
08/02/2024	ZP29958	CA	1	393.9ALFTSI - LIGHTING - FRONT - TURN SIGNAL - INOPERATIVE.		6	No	
08/02/2024	ZP29958	CA	1	396.17CPI - OPERATING A CMV WITHOUT DOCUMENTATION OF A PERIODIC INSPECTION.		4	No	
08/02/2024	ZP29958	CA	D	395.22GELDMFV - HOS (ELD) - A PORTABLE ELD IS NOT MOUNTED IN A FIXED POSITION AND VISIBLE TO THE DRIVER WHEN SEATED IN THE NORMAL DRIVING POSITION.		1	No	
DOT No: 3391268		Docket No: MC1089945		Name: AJAIB TRANSPORT INC			Interstate: Yes	
Date	Unit License	Unit Lic State	Violation Unit	Violation Description		Severity	OOS	Citation
12/27/2021	YP03678	CA	-	-		-	-	-

TRAILER Inspections Section

VIN: 1FUJHHDRXNLMX6324				Unit: Truck Tractor	Year: 2022	Make: FREIGHTLINER		
DOT No: 3928003		Docket No: MC1454946		Name: AJAIB TRUCKLINE INC			Interstate: Yes	
Date	Unit License	Unit Lic State	Violation Unit	Violation Description		Severity	OOS	Citation
08/14/2025	ZP29958	CA	D	392.2SLLEWA1 - State/Local Laws - Excessive Weight - 1-2500 Lbs Over On An Axle/Axle Groups.		0	No	
06/10/2025	ZP29958	CA	D	395.24 - HOS (ELD) - ELD FORM AND MANNER		1	No	
06/10/2025	ZP29958	CA	D	395.3A1HOSPD - HOS (PROPERTY) - DRIVING MORE THAN 11 HOURS FOLLOWING 10 CONSECUTIVE HOURS OFF DUTY DURING THE CURRENT 8 CONSECUTIVE DAY PERIOD. DATE AND TIME:		7	No	
08/02/2024	ZP29958	CA	1	393.9ALFTSI - LIGHTING - FRONT - TURN SIGNAL - INOPERATIVE.		6	No	
08/02/2024	ZP29958	CA	1	396.17CPI - OPERATING A CMV WITHOUT DOCUMENTATION OF A PERIODIC INSPECTION.		4	No	
08/02/2024	ZP29958	CA	D	395.22GELDMFV - HOS (ELD) - A PORTABLE ELD IS NOT MOUNTED IN A FIXED POSITION AND VISIBLE TO THE DRIVER WHEN SEATED IN THE NORMAL DRIVING POSITION.		1	No	
DOT No: 3391268		Docket No: MC1089945		Name: AJAIB TRANSPORT INC			Interstate: Yes	



Date	Unit License	Unit Lic State	Violation Unit	Violation Description	Severity	OOS	Citation
12/27/2021	YP03678	CA	-	-	-	-	-

Inspection Summary By Month (based on inspections from the last 4 years) ToC						
Year-Month	Number of Inspections	Number of Power Units	Total Violations	Total OOS Inspections	Total Severity Points	Number of Crashes
2025-08	1	1	1	0	0	0
2025-06	1	1	6	0	8	0
2024-08	1	1	4	0	15	0
Note: The most recent month's counts may not include all the inspections for that month.						

VIN Inspection Violation Details ToC									
# of VINs: 2 # of Insp: 5 Severity Weight: 38 Avg. Weight/VIN: 7.6 (based on inspections in the last 4 years, showing top 50 VINs inspected most recently)									
VIN 1FUJHHDRXNLMX6324		# of Inspections: 3		Total Severity: 19		Percentage of Total: 50.00%		Avg. Weight Per Inspection: 6.3	
Inspection Date	Inspection ID	Inspection State	Location Description	Total Severity	# of Violations	Shipper Name	Inspection Level	Post Accident	Out of Service
08/14/2025	85492332	MO	JOPLIN MO	0	1	SUN PACIFIC	2	No	No
BASIC		Unit Type		Severity		Description		Out of Service	
		Truck Tractor		0		392.2SLLEWA1:State/Local Laws - Excessive Weight - 1-2500 Lbs O		No	
Inspection Date	Inspection ID	Inspection State	Location Description	Total Severity	# of Violations	Shipper Name	Inspection Level	Post Accident	Out of Service
06/10/2025	84960735	MO	ST CLAIR MO	8	2	GRIMMWAY FARMS	3	No	No
BASIC		Unit Type		Severity		Description		Out of Service	
Hours-Of-Serivce Compliance		Truck Tractor		7		395.3A1HOSPD:HOS (PROPERTY) - DRIVING MORE THAN 11 HOURS FOLLOW		No	
Hours-Of-Serivce Compliance		Truck Tractor		1		395.24:HOS (ELD) - ELD FORM AND MANNER		No	
Inspection Date	Inspection ID	Inspection State	Location Description	Total Severity	# of Violations	Shipper Name	Inspection Level	Post Accident	Out of Service
08/02/2024	82331659	AZ	CASA GRANDE AZ	11	3	KROGER FOODS	2	No	No
BASIC		Unit Type		Severity		Description		Out of Service	
Vehicle Maintenance		Truck Tractor		6		393.9ALFTSI:LIGHTING - FRONT - TURN SIGNAL - INOPERATIVE.		No	
Vehicle Maintenance		Truck Tractor		4		396.17CPI:OPERATING A CMV WITHOUT DOCUMENTATION OF A PERIODI		No	
Hours-Of-Serivce Compliance		Truck Tractor		1		395.22GELDMFV:HOS (ELD) - A PORTABLE ELD IS NOT MOUNTED IN A FIX		No	
VIN 1UYVS2539J2219237		# of Inspections: 2		Total Severity: 19		Percentage of Total: 50.00%		Avg. Weight Per Inspection: 9.5	
Inspection Date	Inspection ID	Inspection State	Location Description	Total Severity	# of Violations	Shipper Name	Inspection Level	Post Accident	Out of Service
06/10/2025	84960735	MO	ST CLAIR MO	8	2	GRIMMWAY FARMS	3	No	No
BASIC		Unit Type		Severity		Description		Out of Service	
Hours-Of-Serivce Compliance		Semi Trailer		7		395.3A1HOSPD:HOS (PROPERTY) - DRIVING MORE THAN 11 HOURS FOLLOW		No	
Hours-Of-Serivce Compliance		Semi Trailer		1		395.24:HOS (ELD) - ELD FORM AND MANNER		No	
Inspection Date	Inspection ID	Inspection State	Location Description	Total Severity	# of Violations	Shipper Name	Inspection Level	Post Accident	Out of Service
08/02/2024	82331659	AZ	CASA GRANDE AZ	11	3	KROGER FOODS	2	No	No
BASIC		Unit Type		Severity		Description		Out of Service	
Vehicle Maintenance		Semi Trailer		6		393.9ALFTSI:LIGHTING - FRONT - TURN SIGNAL - INOPERATIVE.		No	
Vehicle Maintenance		Semi Trailer		4		396.17CPI:OPERATING A CMV WITHOUT DOCUMENTATION OF A PERIODI		No	
Hours-Of-Serivce Compliance		Semi Trailer		1		395.22GELDMFV:HOS (ELD) - A PORTABLE ELD IS NOT MOUNTED IN A FIX		No	



Inspection History ToC						
Inspection Date	Report Number	Report State	PU VIN	TR VIN	Severity Weight	Time Weight
08/14/2025	W217004535	MO	1FUJHHDRXNLMX6324 - Truck Tractor	1UYVS2539J2219237 - Semi Trailer		3
Power Unit Violation - State/Local Laws Violation: 392.2SLEWA1 - State/Local Laws - Excessive Weight - 1-2500 Lbs Over On An Axle/Axle Groups.					0	
06/10/2025	W192003058	MO	1FUJHHDRXNLMX6324 - Truck Tractor	1UYVS2539J2219237 - Semi Trailer		2
Power Unit Violation - Hours-Of-Service (HOS) Compliance Violation: 395.3A1HOSPD - HOS (PROPERTY) - DRIVING MORE THAN 11 HOURS FOLLOWING 10 CONSECUTIVE HOURS OFF DUTY DURING THE CURRENT 8 CONSECUTIVE DAY PERIOD. DATE AND TIME:					7	
Power Unit Violation - Hours-Of-Service (HOS) Compliance Violation: 395.24 - HOS (ELD) - ELD FORM AND MANNER					1	
08/02/2024	6083000571	AZ	1FUJHHDRXNLMX6324 - Truck Tractor	1UYVS2539J2219237 - Semi Trailer		1
Trailer Violation - Vehicle Maintenance Violation: 396.17CPI - OPERATING A CMV WITHOUT DOCUMENTATION OF A PERIODIC INSPECTION.					4	
Power Unit Violation - Vehicle Maintenance Violation: 393.9ALFTSI - LIGHTING - FRONT - TURN SIGNAL - INOPERATIVE.					6	
Power Unit Violation - Vehicle Maintenance Violation: 396.17CPI - OPERATING A CMV WITHOUT DOCUMENTATION OF A PERIODIC INSPECTION.					4	
Power Unit Violation - Hours-Of-Service (HOS) Compliance Violation: 395.22GELDMFV - HOS (ELD) - A PORTABLE ELD IS NOT MOUNTED IN A FIXED POSITION AND VISIBLE TO THE DRIVER WHEN SEATED IN THE NORMAL DRIVING POSITION.					1	
Only the first 20 inspections are shown. See the live report for more data.						

Crash Hot Spots ToC					
State	Level 1 (lowest crash frequency)	Level 2	Level 3	Level 4	Level 5 (highest crash frequency)
Arizona	0	1	0	0	0
Missouri	0	0	0	0	2
Total	0	1	0	0	2
Company Level: 4					

Equipment and Driver Details ToC						
MCS-150 Date	Equipment (Owned/Leased/Trip)			Driver Details		
	Tractors	Straight Trucks	Trailers	CDL's	Interstate	Intrastate
04/09/2025	1/0/0	0/0/0	1/0/0	2	2	0
09/23/2024	1/0/0	0/0/0	1/0/0	2	2	0
03/11/2024	1/0/0	0/0/0	1/0/0	2	2	0
08/02/2022	1/0/0	0/0/0	0/1/0	1	1	0

Chameleon Type 1 - Chameleon issues highlighted in RED ToC										
DOT	Legal Name	MCS-150 Date	Physical Address	Mailing Address	Company Rep 1	Company Rep 2	Phone	Fax	Cell Phone	Email
3637994	RUPINDERPAL SINGH	11/08/2025	10413 S PEACH AVE, FRESNO, CA, 93725	10413 S PEACH AVE, FRESNO, CA, 93725	RUPINDERPAL SINGH		(559)-385-0017		(559)-385-0017	JHR.1971@HOTMAIL.COM
2507863	PAL BROTHERS INC	05/26/2025	10915 GOLDEN VALLEY DR, BAKERSFIELD, CA, 93311	10915 GOLDEN VALLEY DR, BAKERSFIELD, CA, 93311	RUPINDERPAL SINGH		(661)-221-1448		(661)-432-1816	PALBROTHERSINC@YAHOO.COM
4321614	AMERICAN CONSOLIDATED SERVICES LLC	11/12/2024	9894 SUMMERLAKES DR, CARMEL, IN, 46032	9894 SUMMERLAKES DR, CARMEL, IN, 46032-9399	RUPINDERPAL SINGH		(317)-441-0321		(317)-441-0321	PAUL@AMERICANCONSOLIDATEDSERVICES.COM
3642151	S & S SONS TRUCKING	12/28/2021	9743 106TH ST, OZONE PARK, NY, 11416	9743 106TH ST, OZONE PARK, NY, 11416-2716	RUPINDERPAL SINGH		(443)-851-1726			SSONSTRANSPORTLLC@GMAIL.COM
3599342	JOHNY TRANSPORT INC	03/27/2021	15 CHILLEMI CT, BERLIN, NJ, 08009	15 CHILLEMI CT, BERLIN, NJ, 08009-1528	RUPINDERPAL SINGH		(609)-705-2701		(609)-705-2701	MINKLEMULTANI@GMAIL.COM
4324345	AMERICAN CONSOLIDATED SERVICES LLC	12/23/2025	95 W CHERRY ST SUITE A, SCOTTSBURG, IN, 47170	9894 SUMMERLAKES DR, CARMEL, IN, 46032	ROSE BOZEK	RUPINDERPAL SINGH	(734)-212-1066	(317)-526-1644	(313)-454-7491	MRPAULSIDHU@GMAIL.COM



Carrier Software
1-800-646-5152
info@CarrierSoftware.com

CONFIDENTIAL - Intended for use by Amerigo Insurance Agency - Date:
1/29/2026
AJAIB TRUCKLINE INC - DOT# 3928003 / MC1454946

Chameleon Type 2 ToC						
VIN	Unit Type	Inspection Date	DOT No	Company Name	City	State