



Table of Contents

1. Overview	2. BASIC Scores History
3. BASIC Measures	4. KPI: BASIC Measures by Cargo Group
5. Estimated ISS Score	6. Investigation Results
7. Penalties History	8. Acute Critical Violations
9. Red Flag Violation Details	10. DOT Registration Information
11. DOT MCS-150 History	12. Crash Summary
13. Inspection Summary	14. KPI: Inspection Viol OOS Rates by Cargo Group
15. FHWA Registration Information	16. FHWA Insurance Information
17. FHWA Authorities	18. Severe Violations
19. Violation Report	20. Violation Summary
21. Violation Enforcement Chronology	22. Inspection Violations & OOS Counts
23. Radius Of Operation	24. Inspection & Crash Locations
25. Cargo Hot Spots	26. Inspection Violations & OOS Chronology
27. Percent of Insp & Crash by State	28. VIN Insp Summary by State
29. Violations By Unit Type	30. Equipment Ownership
31. Equipment Details	32. Vehicle Age
33. States of Power Unit Registrations	34. Equipment Acquisitions
35. Driver Details	36. Shared VIN Summary
37. Shipper Table	38. Safety Summary
39. Safety Details	40. Crash Detail Color Coded
41. Inspections with Shared Equipment	42. Inspection Tabular Details
43. Inspection Summary By Month	44. VIN Inspection Violation Details
45. Inspection History	



Business Address

1095 GILLILAND DR

YUBA CITY, CA

95991

Contact Info

(530)-751-6150

SENIARAYTRUCKINGLLC@GMAIL.COM

FHWA Address

1095 GILLILAND DR

YUBA CITY,CA,95991

Phone:(530)-751-6150

Mailing Address

1095 GILLILAND DR

YUBA CITY, CA

95991-9202

Overview ToC

Operating Status: NOT AUTHORIZED Intrastate operations. *Please Note: NOT AUTHORIZED does not apply to Private or
One other company viewed this DOT in the past two months
Crash/PU ratio: 0.0%
Clean Inspection ratio: 50.0%

Estimated BASIC Scores (as of 3/28/2025)

	Unsafe Driving	Hours of Service	Driver Fitness	Controlled Sub. and Alcohol	Vehicle Maintenance	HM Compliance	Crash
Relative Scores	0% ○	0% ⊕	0% ○	0% ○	0% ⊕	0% ○	0% ○
Alert Status	No	No	No	No	No	No	No



Estimated Inspection Selection System (ISS) Score: 1
Category: Pass

BASIC Scores History - Unsafe Driving ToC

There are no Scores for this BASIC

BASIC Scores History - Hours of Service ToC

There are no Scores for this BASIC

BASIC Scores History - Driver Fitness ToC

There are no Scores for this BASIC

BASIC Scores History - Controlled Substance ToC

There are no Scores for this BASIC



BASIC Scores History - Vehicle Maintenance ToC

There are no Scores for this BASIC

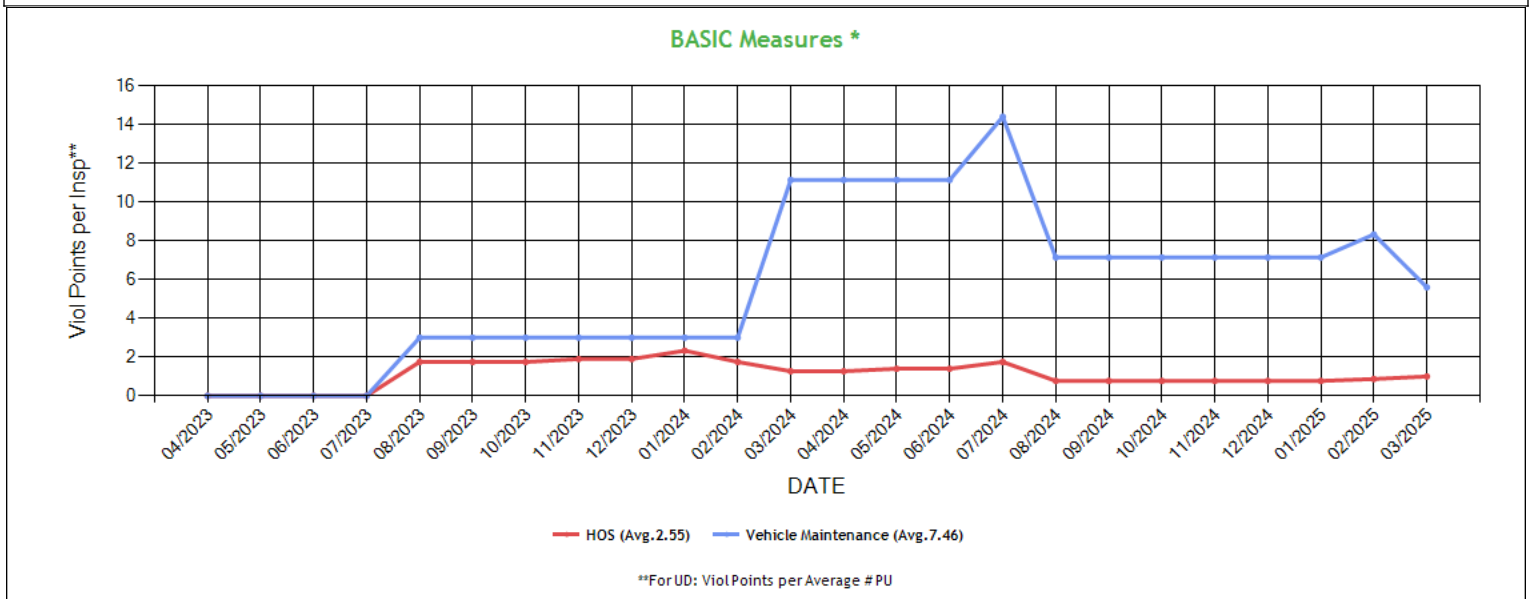
BASIC Scores History - Crash ToC

There are no Scores for this BASIC

BASIC Scores History - Hazmat ToC

There are no Scores for this BASIC

BASIC Measures: Violation Points per Inspection Trends ToC



* BASIC Measures are the absolute SMS scores that are compared within each Safety Event Group to determine the BASIC Score percentiles. Averages based on fleets with 1-5 power units.



BASIC Measures * - Table ToC

UD-Unsafe Driving, HOS-Hours of Service, DF-Driver Fitness, CS-Controlled Substances, VM-Vehicle Maintenance

Date	UD Measure	UD AC	UD with Viol	HOS Measure	HOS AC	HOS with Viol	DF Measure	DF AC	DF with Viol	CS Measure	CS AC	CS with Viol	VM Measure	VM AC	VM with Viol
03/2025	0.00	N	0	1.00	N	1	0.00	N	0	0.00	N	0	5.60	N	2
02/2025	0.00	N	0	0.87	N	1	0.00	N	0	0.00	N	0	8.33	N	2
01/2025	0.00	N	0	0.77	N	1	0.00	N	0	0.00	N	0	7.14	N	2
12/2024	0.00	N	0	0.77	N	1	0.00	N	0	0.00	N	0	7.14	N	2
11/2024	0.00	N	0	0.77	N	1	0.00	N	0	0.00	N	0	7.14	N	2
10/2024	0.00	N	0	0.77	N	1	0.00	N	0	0.00	N	0	7.14	N	2
09/2024	0.00	N	0	0.77	N	1	0.00	N	0	0.00	N	0	7.14	N	2
08/2024	0.00	N	0	0.77	N	1	0.00	N	0	0.00	N	0	7.14	N	2
07/2024	0.00	N	0	1.75	N	1	0.00	N	0	0.00	N	0	14.40	N	2
06/2024	0.00	N	0	1.40	N	1	0.00	N	0	0.00	N	0	11.14	N	2
05/2024	0.00	N	0	1.40	N	1	0.00	N	0	0.00	N	0	11.14	N	2
04/2024	0.00	N	0	1.27	N	1	0.00	N	0	0.00	N	0	11.14	N	2
03/2024	0.00	N	0	1.27	N	1	0.00	N	0	0.00	N	0	11.14	N	2
02/2024	0.00	N	0	1.75	N	1	0.00	N	0	0.00	N	0	3.00	N	1
01/2024	0.00	N	0	2.33	N	1	0.00	N	0	0.00	N	0	3.00	N	1
12/2023	0.00	N	0	1.90	N	1	0.00	N	0	0.00	N	0	3.00	N	1
11/2023	0.00	N	0	1.90	N	1	0.00	N	0	0.00	N	0	3.00	N	1
10/2023	0.00	N	0	1.75	N	1	0.00	N	0	0.00	N	0	3.00	N	1
09/2023	0.00	N	0	1.75	N	1	0.00	N	0	0.00	N	0	3.00	N	1
08/2023	0.00	N	0	1.75	N	1	0.00	N	0	0.00	N	0	3.00	N	1
07/2023	0.00	N	0	0.00	N	0	0.00	N	0	0.00	N	0	0.00	N	0
06/2023	0.00	N	0	0.00	N	0	0.00	N	0	0.00	N	0	0.00	N	0
05/2023	0.00	N	0	0.00	N	0	0.00	N	0	0.00	N	0	0.00	N	0
04/2023	0.00	N	0	0.00	N	0	0.00	N	0	0.00	N	0	0.00	N	0
03/2023	0.00	N	0	0.00	N	0	0.00	N	0	0.00	N	0	0.00	N	0
02/2023	0.00	N	0	0.00	N	0	0.00	N	0	0.00	N	0	0.00	N	0
01/2023	0.00	N	0	0.00	N	0	0.00	N	0	0.00	N	0	0.00	N	0
12/2022	0.00	N	0	0.00	N	0	0.00	N	0	0.00	N	0	0.00	N	0
11/2022	0.00	N	0	0.00	N	0	0.00	N	0	0.00	N	0	0.00	N	0
10/2022	0.00	N	0	0.00	N	0	0.00	N	0	0.00	N	0	0.00	N	0
09/2022	0.00	N	0	0.00	N	0	0.00	N	0	0.00	N	0	0.00	N	0

* BASIC Measures are the absolute SMS scores that are compared within each Safety Event Group to determine the BASIC Score percentiles.

KPI: BASIC Measures by Fleet Size and Cargo Group ToC

Fleet Size: 1-5 PUs

Cargo Group (Companies)	Unsafe Driving		Hours of Service		Driver Fitness		Controlled Substance		Vehicle Maintenance		HM Compliance		Crash	
	Avg.	Comp. to Avg.	Avg.	Comp. to Avg.	Avg.	Comp. to Avg.	Avg.	Comp. to Avg.	Avg.	Comp. to Avg.	Avg.	Comp. to Avg.	Avg.	Comp. to Avg.
General Freight (487888)	0.77	Better	0.22	Worse	0.20	Better	0.02	Better	1.88	Worse	0.01	Better	0.06	Better
SENIARAY TRUCKING LLC	0.00		1.00		0.00		0.00		5.60		0.00		0.00	

Estimated ISS Score: 1 Pass ToC About the Inspection Selection System



Estimated ISS Score History - Table ToC

Date	Estimated ISS Score	Recommendation	Algorithm
03/28/2025	1	Pass	Safety Algorithm
02/28/2025	1	Pass	Safety Algorithm
01/31/2025	1	Pass	Safety Algorithm
12/27/2024	1	Pass	Safety Algorithm
11/29/2024	1	Pass	Safety Algorithm
10/25/2024	1	Pass	Safety Algorithm
09/27/2024	1	Pass	Safety Algorithm
08/30/2024	1	Pass	Safety Algorithm
07/26/2024	2	Pass	Safety Algorithm
06/28/2024	2	Pass	Safety Algorithm
05/31/2024	2	Pass	Safety Algorithm
04/26/2024	2	Pass	Safety Algorithm
03/29/2024	2	Pass	Safety Algorithm
02/23/2024	2	Pass	Safety Algorithm
01/26/2024	2	Pass	Safety Algorithm
12/29/2023	2	Pass	Safety Algorithm
11/24/2023	2	Pass	Safety Algorithm
10/27/2023	2	Pass	Safety Algorithm
09/29/2023	2	Pass	Safety Algorithm
08/25/2023	2	Pass	Safety Algorithm
07/28/2023	66	Optional Inspect	Insufficient Data Algorithm
06/30/2023	67	Optional Inspect	Insufficient Data Algorithm
05/26/2023	67	Optional Inspect	Insufficient Data Algorithm
04/28/2023	63	Optional Inspect	Insufficient Data Algorithm
03/31/2023	63	Optional Inspect	Insufficient Data Algorithm
02/24/2023	63	Optional Inspect	Insufficient Data Algorithm
01/27/2023	63	Optional Inspect	Insufficient Data Algorithm
12/30/2022	63	Optional Inspect	Insufficient Data Algorithm
11/25/2022	63	Optional Inspect	Insufficient Data Algorithm
10/28/2022	63	Optional Inspect	Insufficient Data Algorithm
09/30/2022	63	Optional Inspect	Insufficient Data Algorithm

Investigation Results ToC

No Investigations reported on FMCSA website

Penalties History ToC

There is a problem with the Penalties data on FMCSA website.

Acute Critical Violations (Based on Investigations as per CSA Methodology Appendix A) ToC

No Data

No red flag violations in the last 24 months



DOT Registration Information: The following information on this specific DOT # is from the Federal DOT (as of Operating Authority					
DOT Registration: 09/23/2022		Total Power Units: 1		Total Trucks: 1	
Total Trailers: 0		Total Passenger Vehicles: 0			
Status	Entity Type	Organization Type	Nation	Total Cars	Drivers / CDL Drivers
A	C	-	US	0	1 / 1
MCS-150 Date	Op Codes	Shipper Op Codes	Shipper HazMat Op Codes	Latest Review Type	Latest Review Document Number(Date)
04/20/2024	A				()
MCS-150 Mileage (Year)	Record Update Date	Transports Hazmats	DOT Census Date	Recordable Accident Rate	Preventable Accident Rate
120,000 (2023)	04/20/2024	N	09/23/2022	0%	0%
MCS-151 Mileage	Safety Rating (Date)	SEA Accident	SEA Driver	SEA Vehicle	SEA Management
0	None (None)	0%	0%	0%	0%
Classification Codes		Cargo Carried (per MCS-150)			
Authorized-For-Hire		General Freight, Beverages			

DOT MCS-150 History ToC			(as of 04/09/2023 DOT census)						
Census Date	MCS-150 Date	MCS-150 Mileage	VMT Year	Power Units	Drivers	Trailers	Company Rep1	Company Rep2	Email
4/9/2023	3/17/2023	150000	2023	1	1	1	NARINDER KUMAR		seniaraytruckingllc@gmail.com
3/9/2023	3/1/2023	150000	2023	1	1	1	NARINDER KUMAR		TRUCKINGEXPERTS22@GMAIL.COM
10/10/2022	9/23/2022	0		1	1	1	NARINDER KUMAR		TRUCKINGEXPERTS22@GMAIL.COM

Crash Summary Chart ToC	Crashes Summary - Chart (based on all available crash data)
No Data	

Crashes Summary - Table (based on all available crash data) ToC	TOTAL	Last 6 months	7-12 months	13-18 months	19-24 months	25-30 months	30-36 months	37-41 months	42-48 months	Over 49 months
Total Reportable	0	0	0	0	0	0	0	0	0	0
Fatalities	0	0	0	0	0	0	0	0	0	0
Injuries	0	0	0	0	0	0	0	0	0	0
Tow Away	0	0	0	0	0	0	0	0	0	0
With Citations	0	0	0	0	0	0	0	0	0	0
Federal Recordable	0	0	0	0	0	0	0	0	0	0
Preventable	0	0	0	0	0	0	0	0	0	0
Crash per Pwr Unit	-	0.0%	0.0%	0.0%	0.0%	0.0%	0.0%	0.0%	0.0%	-

Inspection Summary ToC			
The following inspection information is based on results for 24 months prior to: 04/24/2025. Please note that the total inspections number is not necessarily the total of the vehicle, driver and hazmat inspections, as one inspection may have included any combination of the below inspections.			
Overall	Vehicle	Driver	Hazmat
<div>(Please note that the total inspections number is not necessarily the total of the vehicle, driverand hazmat inspections, as one inspection may have included any combination of the below inspections)</div> <div>Total Inspections: 6 Total Out of Service: 3 Out of Service: 50% National Average: 21.01% Difference: 28.99%</div>	<div>Total Inspections: 4 Total Out of Service: 2 Out of Service: 50.00% National Average: 25.19% Difference: 24.81%</div>	<div>Total Inspections: 6 Total Out of Service: 1 Out of Service: 16.67% National Average: 6.59% Difference: 10.07%</div>	<div>Total Inspections: 0 Total Out of Service: 0 Out of Service: 0.00% National Average: 2.96% Difference: -2.96%</div>



KPI: Inspection Viol OOS Rates by Cargo Group ToC

Cargo Group	OVERALL		VEHICLE		DRIVER		HAZMAT	
	Average	Compared to Average	Average	Compared to Average	Average	Compared to Average	Average	Compared to Average
General Freight	28.59%	Worse	25.09%	Worse	12.38%	Worse	0.20%	Better
SENIARAY TRUCKING LLC	50.0%		50.0%		16.67%		0%	

FHWA Registration Information: The following data on this Motor Carrier is from the Federal Hwy Administration (as of 2/19/2025)

Docket Number	DOT Number	Company Name	DBA Name	Address	City	State	Country	ZIP Code
MC1475676	3958803	SENIARAY TRUCKING LLC		1095 GILLILAND DR	YUBA CITY	CA	US	95991
Phone Number	Fax Number	Mail Address	Mail City	Mail State	Mail Contry	Mail ZIP Code	Mail Phone Number	Mail Fax Number
(530)-751-6150		1095 GILLILAND DR	YUBA CITY	CA	US	95991-9202		
Date of Last Change	Freight	Passenger	Household Goods	Active Authority	Pending Authority	Revocation Pending Authority		
2/19/2025	Y	N	N	/	/	/		

Insurance Required (as of 04/25/2025) ToC

Docket Number	Insurance Type	Insurance Required	Insurance on File
MC1475676	BIPD	\$750k	\$0k
MC1475676	Cargo	No	No
MC1475676	Bond	No	No

Active / Pending Insurance (as of 04/25/2025)

No Data

Insurance History (as of 04/25/2025)

Docket Number	Form	Type	Insurance Carrier	Policy/Surety	Coverage From	Coverage To	Effective Date From	Effective Date To
MC1475676	91X	BIPD/Primary	SUTTON SPECIALTY INSURANCE CO	WHI01000003073-00	\$0k	\$750k	02/22/2024	02/07/2025 Cancelled
MC1475676	91X	BIPD/Primary	PLATINUM TRANSPORT INSURANCE RRG, INC	PTI002462-00	\$0k	\$750k	02/20/2023	02/20/2024 Cancelled

FHWA Authorities (as of 04/25/2025) ToC

Docket#	L&I Name	Active Authority	Inactive Authority	Pending Authority	Revocation Pending Authority	Freight	Passenger	Household Goods
MC1475676	SENIARAY TRUCKING LLC		Common /			Yes	No	No



Authority History (as of 04/25/2025)

Docket Number	Sub	Auth Type	Original Action	Disposition
MC1475676		COMMON	INVOLUNTARY REVOCATION 1/24/2024 12:00:00 AM	DISCONTINUED REVOCATION 2/23/2024 12:00:00 AM
MC1475676		COMMON	GRANTED 3/8/2023 12:00:00 AM	REVOKED 2/18/2025 12:00:00 AM

Severe Violations (i.e. those with >= 8 points) - Chart ToC

No Data

Severe Violations (i.e. those with >= 8 points) - Table

No Data

Violation Report ToC

Inspection Date	Inspection State	BASIC	Violation Description	OOS	VIN	Severity Points
02/29/2024	CA	Vehicle Maintenance	393.9TS - Inoperative turn signal	Yes	1UYVS2530N3529146	6
02/29/2024	CA	Vehicle Maintenance	393.47D - Insufficient brake linings	Yes	3AKJGLDR4ESFL2707	4
02/29/2024	CA	Vehicle Maintenance	396.5BHWSLIW - Hubs - Wheel seal leaking - inner wheel	No	3AKJGLDR4ESFL2707	2
08/18/2023	OR	Hours-Of-Service	395.8AELD - ELD - No record of duty status (ELD Required)	Yes	3AKJGLDR4ESFL2707	5
07/20/2023	CA	Vehicle Maintenance	396.3A1BL - Brake system pressure loss	Yes	3AKJGLDR4ESFL2707	4

No filters were applied when generating this report, see the live report for more options.

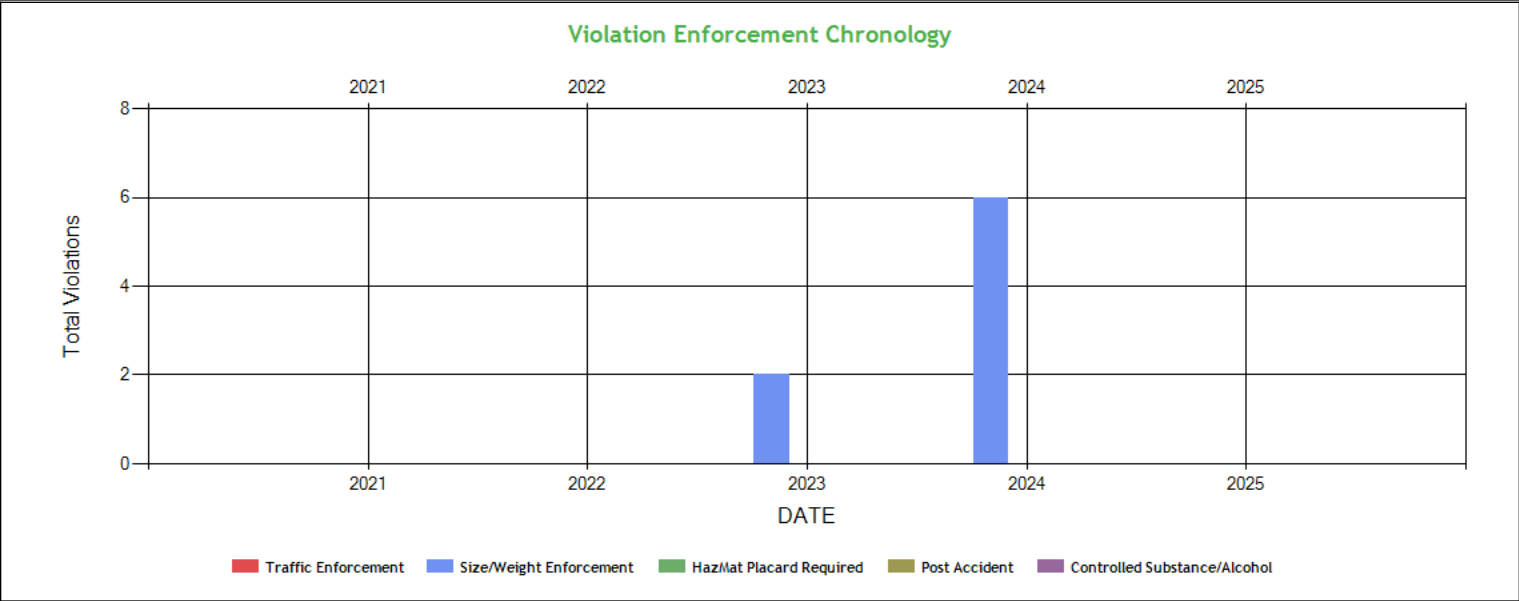
Violation Summary ToC

BASIC	Violation Group	Code	Description	# of Violations	# of OOS Violations	Severity Points
Vehicle Maintenance	Lighting	393.9TS	Inoperative turn signal	1	1	6
Hours-Of-Service (HOS) Compliance	Incomplete/Wrong Log	395.8AELD	ELD - No record of duty status (ELD Required)	1	1	5
Vehicle Maintenance	Brakes, All Others	396.3A1BL	Brake system pressure loss	1	1	4
Vehicle Maintenance	Brakes, All Others	393.47D	Insufficient brake linings	1	1	4
Vehicle Maintenance	Wheels, Studs, Clamps, Etc.	396.5BHWSLIW	Hubs - Wheel seal leaking - inner wheel	1	0	2

No filters were applied when generating this report, see the live report for more options.



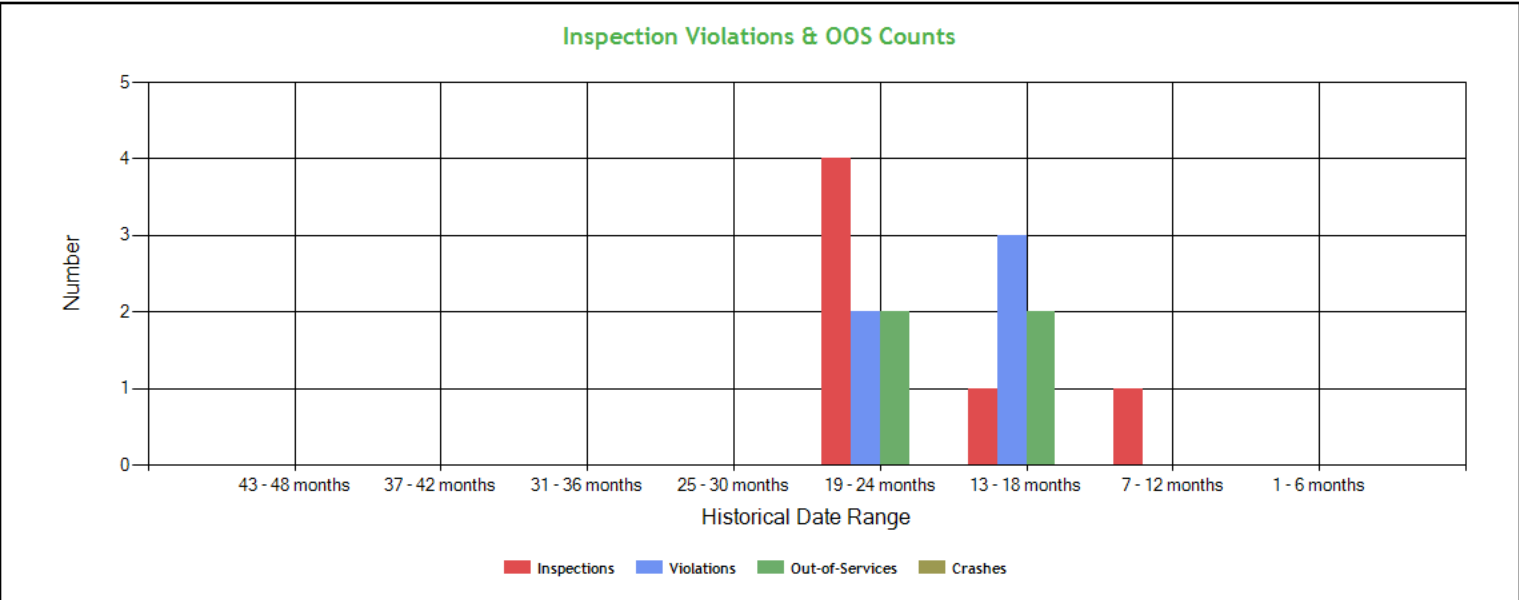
Violation Enforcement Chronology - Chart ToC



Violation Enforcement Chronology - Table ToC

	2021	2022	2023	2024	2025
Traffic Enforcement	0	0	0	0	0
Size/Weight Enforcement	0	0	2	6	0
HazMat Placard Required	0	0	0	0	0
Post Accident	0	0	0	0	0
Controlled Substance/Alcohol	0	0	0	0	0

Inspection Violations & OOS Counts - Chart ToC





Inspection Violations & OOS Counts - Table [ToC](#)

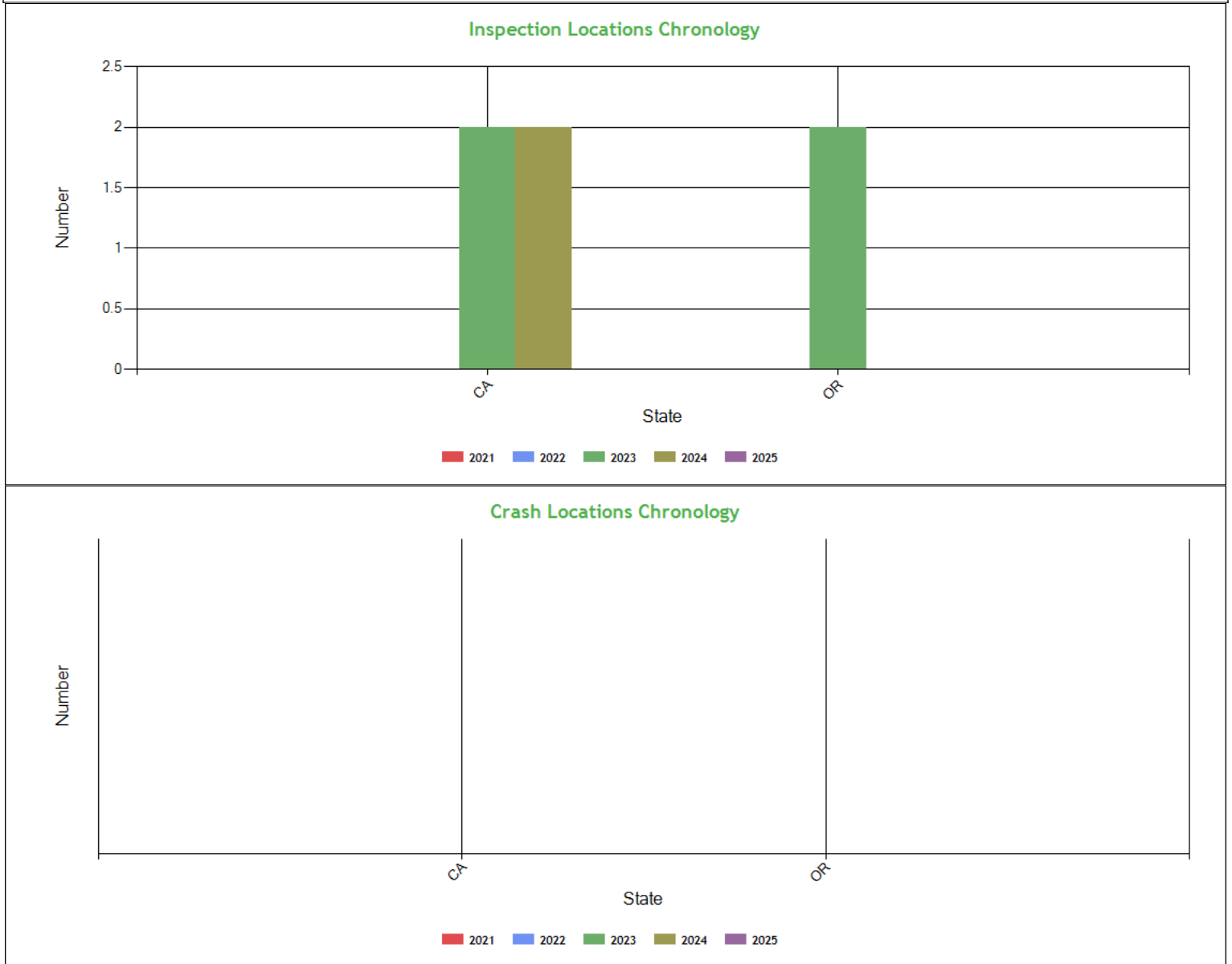
Date Range	Inspections	Violations	Out-of-Services	Crashes
TOTAL	6	5	4	0
1 - 6 months	0	0	0	0
7 - 12 months	1	0	0	0
13 - 18 months	1	3	2	0
19 - 24 months	4	2	2	0
25 - 30 months	0	0	0	0
31 - 36 months	0	0	0	0
37 - 42 months	0	0	0	0
43 - 48 months	0	0	0	0

Radius of Operation (based on Inspections and Crashes during the past 3 years) [ToC](#)

	Total	Drive between 0 and 50 miles radius	Drive between 51 and 200 miles radius	Drive between 201 and 300 miles radius	Drive between 301 and 400 miles radius	Drive between 401 and 500 miles radius	Drive between 501 and 600 miles radius	Drive beyond 600 miles radius
Power Units (i.e. unique VINs)	1	0	0	1	0	0	0	0
Percent	100%	0%	0%	100%	0%	0%	0%	0%



Inspection & Crash Locations - Chart ToC



Inspection & Crash Locations - Table ToC

State	Inspections					Violations					Out-of-Services					Crashes				
	2021	2022	2023	2024	2025	2021	2022	2023	2024	2025	2021	2022	2023	2024	2025	2021	2022	2023	2024	2025
TOTAL	0	0	4	2	0	0	0	2	3	0	0	0	2	2	0	0	0	0	0	0
CA	0	0	2	2	0	0	0	1	3	0	0	0	1	2	0	0	0	0	0	0
OR	0	0	2	0	0	0	0	1	0	0	0	0	1	0	0	0	0	0	0	0

Hot Spot Summary ToC

Year	Month	Level 5	Level 5 %	Level 4	Level 4 %	Level 3	Level 3 %	Level 2	Level 2 %	Level 1	Level 1 %	Level 0	Level 0 %	Levels 1 - 5	Levels 1 - 5 %
2024	August (Partial)	1	100.00%	0	0.00%	0	0.00%	0	0.00%	0	0.00%	0	0.00%	1	100.00%
Totals		1	100.00%	0	0.00%	0	0.00%	0	0.00%	0	0.00%	0	0.00%	1	100.00%

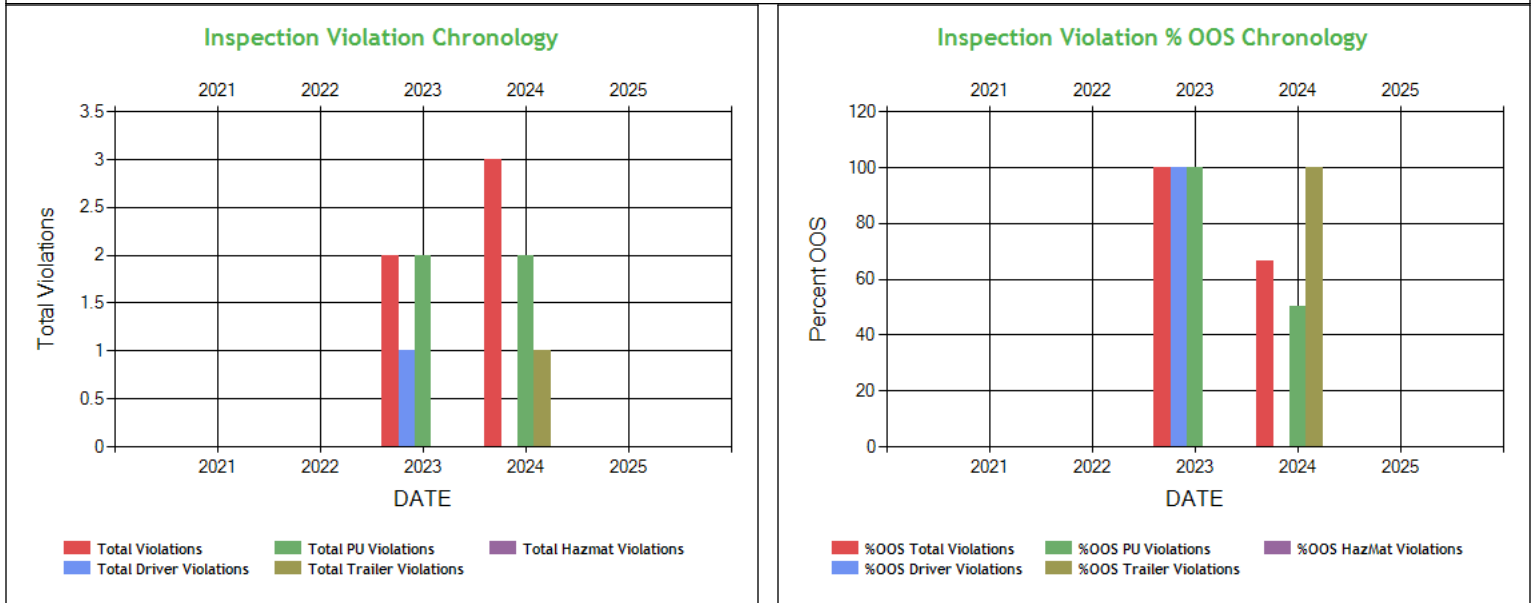


Hot Spot Analysis

State	County	Level	Count	Percentage
CA	Kern	5	1	100.00%

Report generated using the last 12 full months of inspection data

Inspection Violation % OOS Chronology - Chart [ToC](#)

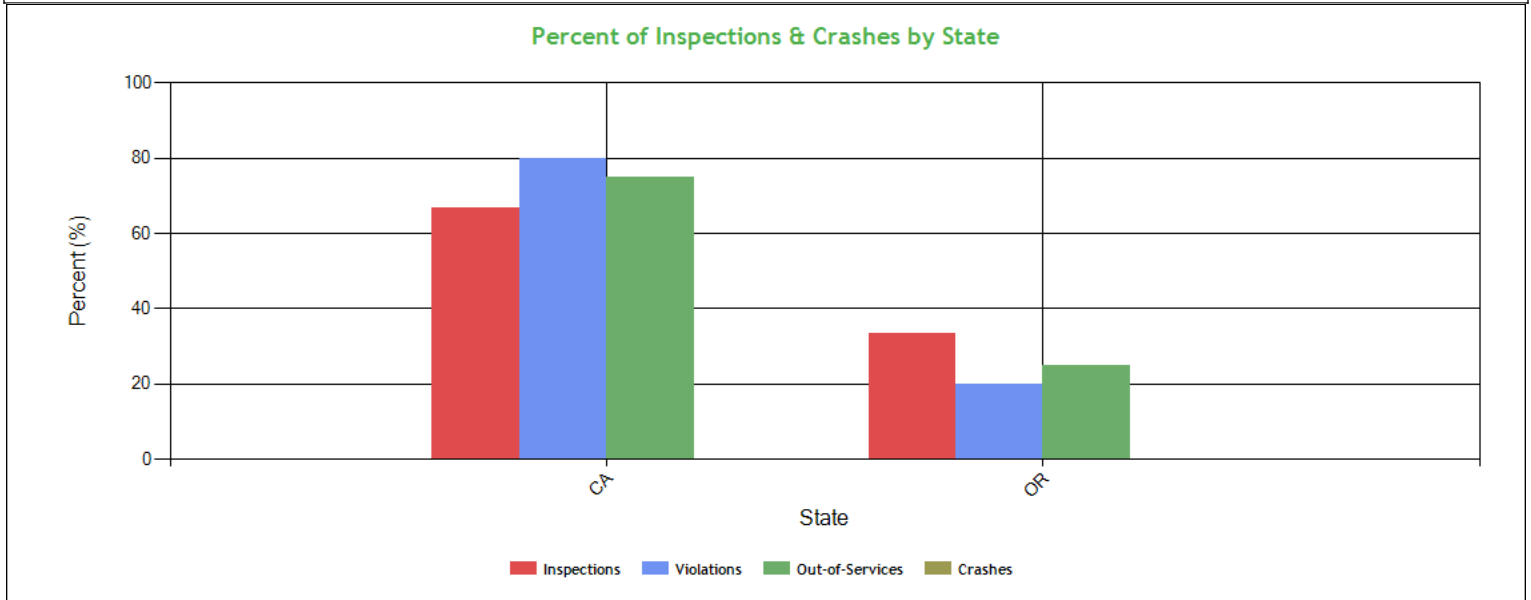


Inspection Violation % OOS Chronology - Table [ToC](#)

	2021	2022	2023	2024	2025
Total Violations	0	0	2	3	0
Total Out Of Services	0	0	2	2	0
%OOS Total Violations	0	0	100	66.67	0
Total Driver Violations	0	0	1	0	0
Total Driver Out Of Services	0	0	1	0	0
%OOS Driver Violations	0	0	100	0	0
Total PU Violations	0	0	2	2	0
Total PU Out Of Services	0	0	2	1	0
%OOS PU Violations	0	0	100	50.0	0
Total Trailer Violations	0	0	0	1	0
Total Trailer Out Of Services	0	0	0	1	0
%OOS Trailer Violations	0	0	0	100	0
Total Hazmat Violations	0	0	0	0	0
Total Hazmat Out Of Services	0	0	0	0	0
%OOS HazMat Violations	0	0	0	0	0



Percent of Insp & Crash by State - Chart ToC



Percent of Insp & Crash by State - Table (based on Inspection data from the last 4 years) ToC

State	Inspections		Violations		Out-of-Services		Crashes	
	Total	Percent	Total	Percent	Total	Percent	Total	Percent
	6	100	5	100	4	100	0	100
CA	4	66.7	4	80	3	75	0	0
OR	2	33.3	1	20	1	25	0	0

VIN Insp Summary by State (based on inspection from the last 2 years) ToC

VIN	Insp	Viol Pts	Counts in each State			
			CA		OR	
			Insp	Viol Pts	Insp	Viol Pts
TOTALS	14/42*	6/21**	4	16	2	5
3AKJGLDR4ESFL2707	6	15	4	10	2	5
1UYVS2530N3529146	1	6	1	6	0	0
1UYVS2534K3649608	1	0	1	0	0	0
3H3V532K8RS448485	1	0	1	0	0	0

*<Total number of inspections for these 4 VIN(s)>/<Total number of inspections for these 2 state(s)>

**<Total severity sum for these 4 VIN(s)>/<Total severity sum for these 2 state(s)>

Violations By Unit Type ToC

of Violations: 5 Total Severity: 21 based on inspections in the last 2 years

Violation Unit: Driver	# of Violations: 1	Total Severity: 5	% of Total: 23.81%
Viol. Group: None	# of Violations: 1	Total Severity: 5	% of Total: 23.81%
Violation	Number of Occurrences	Viol. Severity	Total Severity
395.8AELD:ELD - No record of duty status (ELD Required)	1	5	5
Violation Unit: Power Unit	# of Violations: 3	Total Severity: 10	% of Total: 47.62%
Viol. Group: Brakes All Others	# of Violations: 2	Total Severity: 8	% of Total: 38.1%
Violation	Number of Occurrences	Viol. Severity	Total Severity
393.47D:Insufficient brake linings	1	4	4
396.3A1BL:Brake system pressure loss	1	4	4



Viol. Group: Wheels Studs Clamps Etc.	# of Violations: 1	Total Severity: 2	% of Total: 9.52%
396.5BHWSLIW:Hubs - Wheel seal leaking - inner wheel	1	2	2
Violation Unit: Trailer	# of Violations: 1	Total Severity: 6	% of Total: 28.57%
Viol. Group: Lighting	# of Violations: 1	Total Severity: 6	% of Total: 28.57%
Violation	Number of Occurrences	Viol. Severity	Total Severity
393.9TS:Inoperative turn signal	1	6	6

Equipment Ownership ToC Equipment Ownership (based on MCS-150 dated 4/20/2024)					
	Trucks	Tractors	Trailers	Motor Coaches	Vans
Owned	0	1	0	0	0
Term Leased	0	0	0	0	0
Trip Leased	0	0	1	0	0
Total No.	0	1	1	0	0

Equipment Details Power Units ToC									
VIN	Latest Insp Date	Year	Make	Model	Body Class	Body Type	Axles	Len	Fuel Type
3AKJGLDR4ES FL2707	08/15/2024	2014	FREIGHTLINER	Cascadia	Truck-Tractor	-	-	-	Diesel
Equipment Details Trailers									
VIN	Latest Insp Date	Year	Make	Model	Body Class	Body Type	Axles	Len	Fuel Type
3H3V532K8RS4 48485	08/15/2024	2024	HYUNDAI OF MEXICO	Hyundai Translead Trailers	Trailer	Van Trailer	2	53	Not Applicable
1UYVS2530N35 29146	02/29/2024	2022	UTILITY	Utility Trailer Manufacturer	Trailer	Van Trailer	2	53	Not Applicable
1UYVS2534K36 49608	07/20/2023	2019	UTILITY	Utility Trailer Manufacturer	Trailer	Van Trailer	2	53	-

Vehicle Age ToC				
Year	# Power Units	PU Percentage	# Trailers	Trailres Percentage
2024	0	0.00%	1	33.33%
2022	0	0.00%	1	33.33%
2019	0	0.00%	1	33.33%
2014	1	100.00%	0	0.00%

Based on 24 months of inspection data, see the live report for more options

States of Power Unit Registrations ToC		
State	CA	OR
Number of Power Units	1	1



Equipment Acquisitions - Table [ToC](#)

	Power Units inspected for 1st time in past 12 months	Power Units inspected for 1st time in past 24 months	Power Units inspected during entire date range		Trailers inspected for 1st time in past 12 months	Trailers inspected for 1st time in past 24 months	Trailers inspected during entire date range
Unique VINs	1	1	1		1	3	3
Unique License Plates	1	1	1		1	3	3
License Plate States	1	1	1		1	1	1

Driver Details [ToC](#)**Driver Details** (based on MCS-150 dated 4/20/2024)

	Within 100 mi	Beyond 100 mi	TOTAL
# Drivers Interstate	0	1	1
# Drivers Intrastate	0	0	0
TOTAL	0	1	/
Avg. # Trip Lease Drivers/Mo: 0 # Drivers Grand Total: 1 # Drivers Commercially Licensed: 1			

Shared VIN Summary [ToC](#)

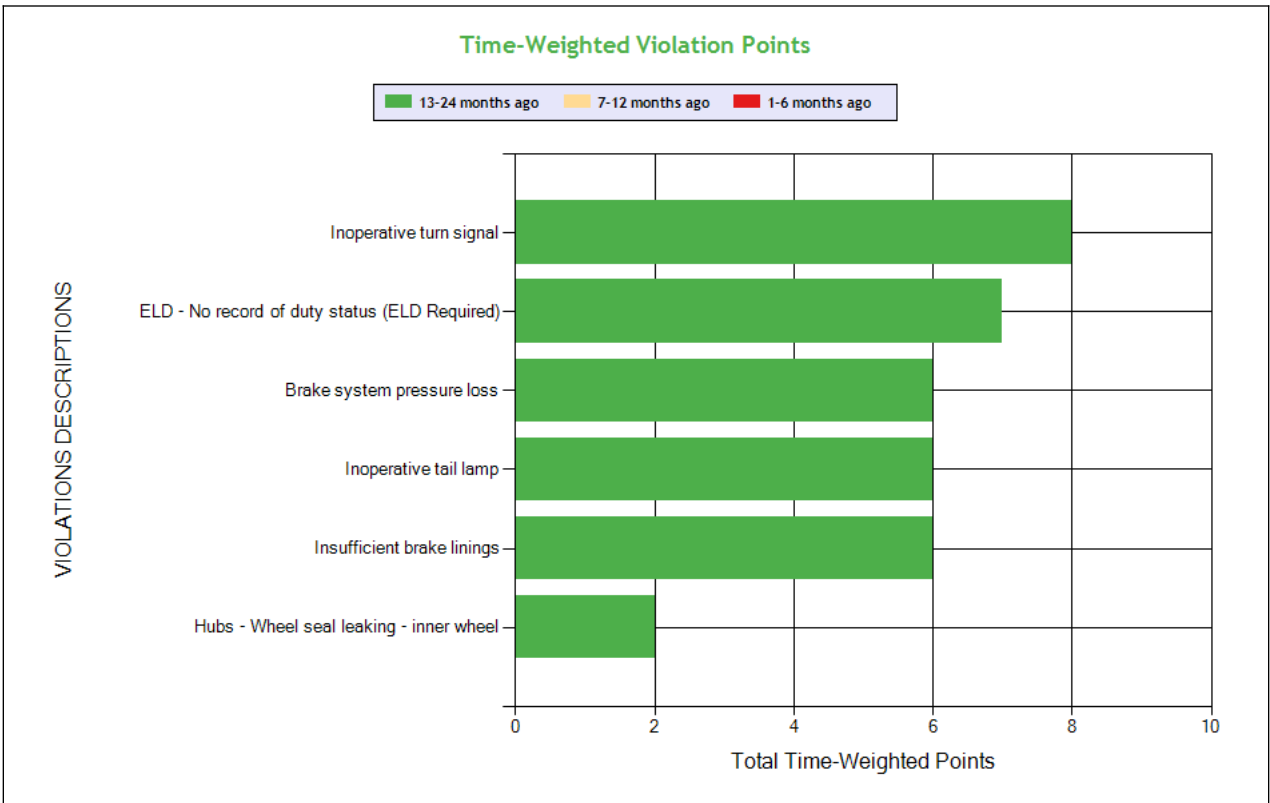
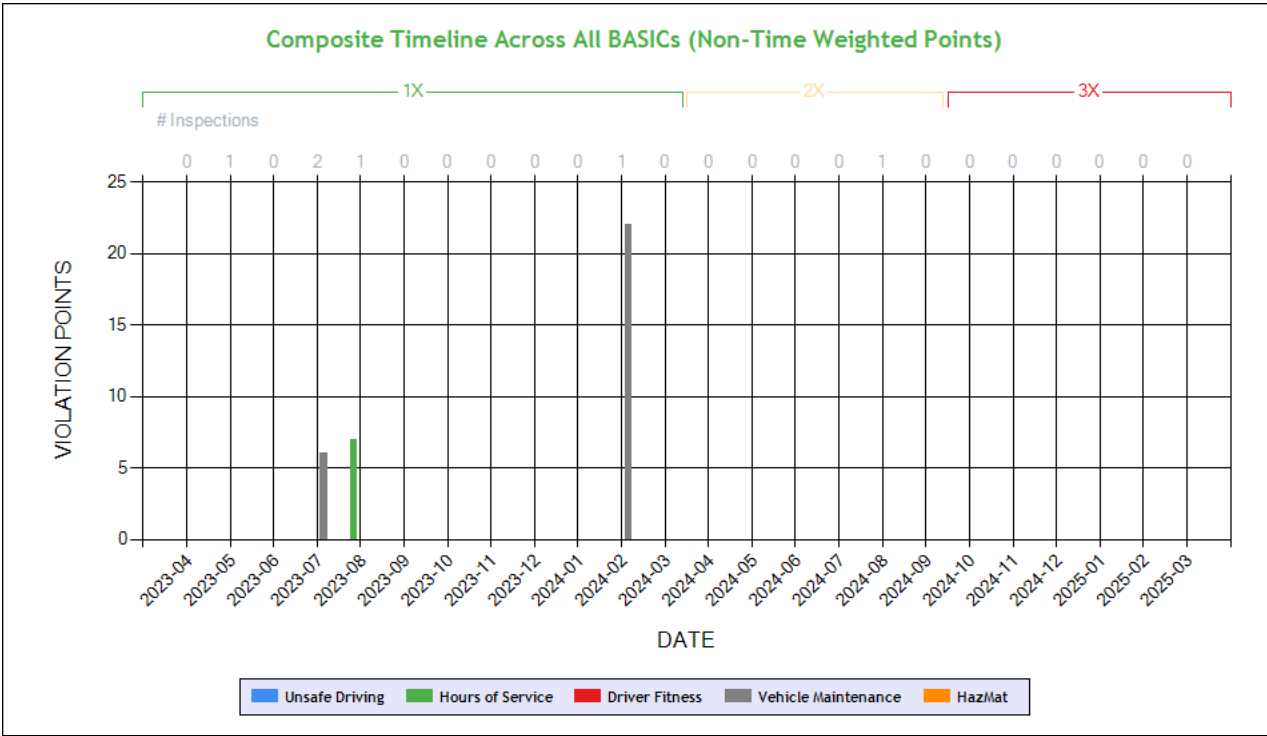
No Data

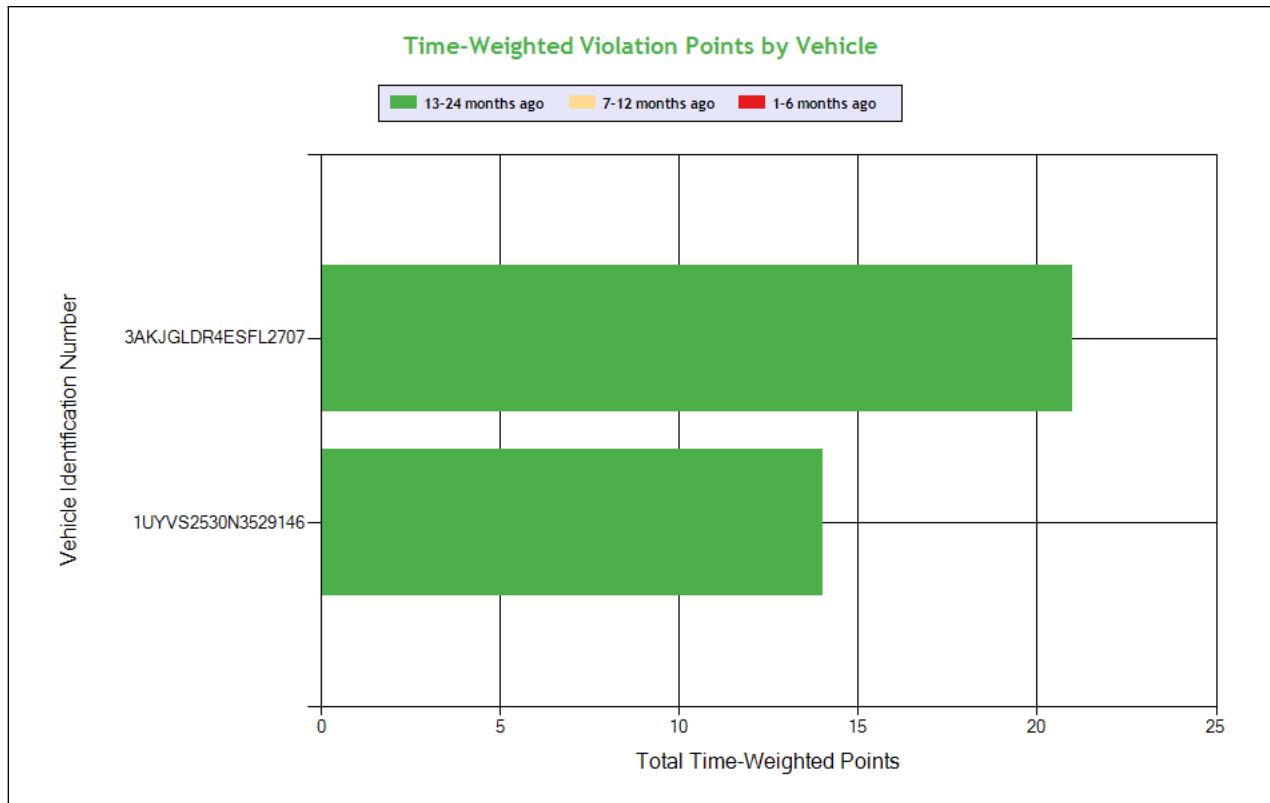
SHIPPERS DETAIL [ToC](#) based on Inspection results for the last 4 years

Shipper Name	Number of Inspections	Shipper Name	Number of Inspections
No Shipper listed	2	EMPTY	1
SWANSON GROUP	3		



Carrier Underwriting Report Safety Summary ToC





See the Excel file for the complete analysis

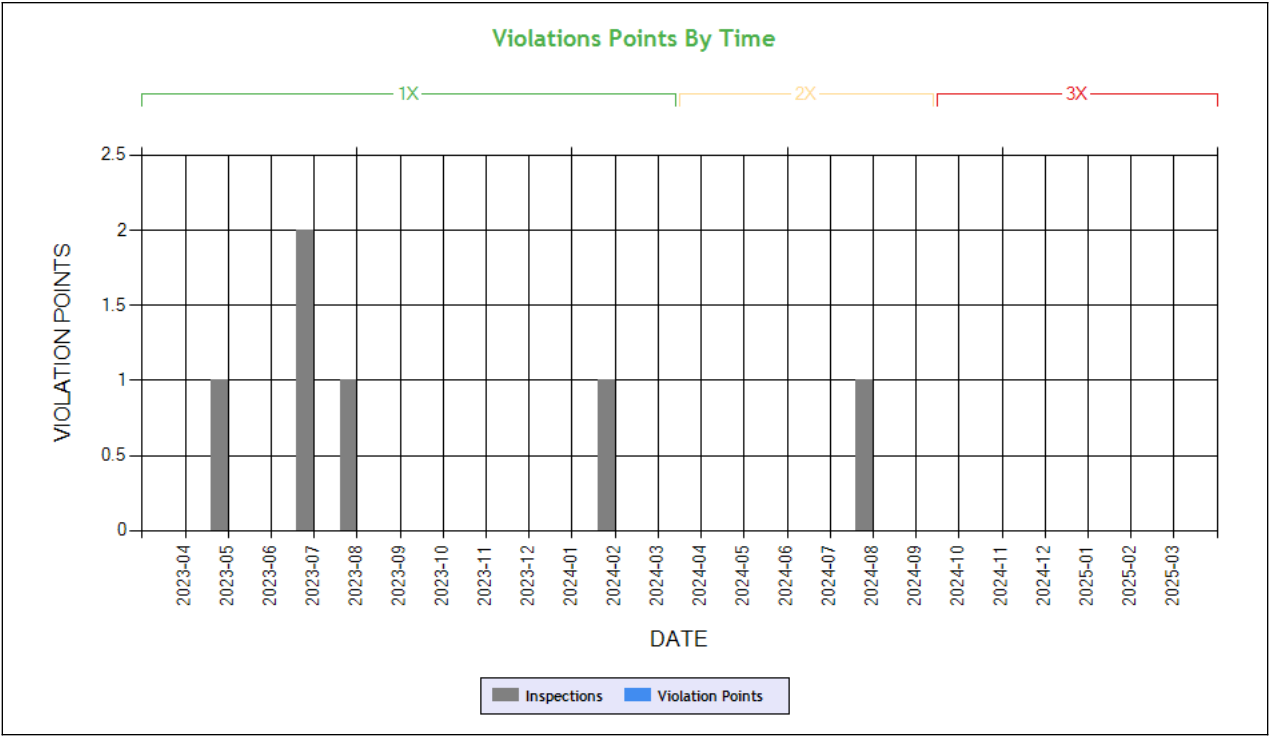
Violations is in (1-6/7-12/13-24mo)

Shaded = Out Of Service Violation								
Violation Group			Lighting	Incomplete/Wrong Log	Brakes, All Others	Brakes, All Others	Lighting	Wheels, Studs, Clamps, Etc.
Violation Description	Total Time-weighted Points by VIN	% of Total Time-weighted Points by VIN	Inoperative turn signal	ELD - No record of duty status (ELD Required)	Brake system pressure loss	Insufficient brake linings	Inoperative tail lamp	Hubs - Wheel seal leaking - inner wheel
Driver Resp			Yes	Yes	No	Yes	Yes	No
Total Time-weighted Points			8	7	6	6	6	2
% Total Time-Wt Pts			22.86	20.0	17.14	17.14	17.14	5.71
3AKJGLDR4ESFL2707	21	60.0		7 (0/0/1)	6 (0/0/1)	6 (0/0/1)		2 (0/0/1)
1UYVS2530N3529146	14	40.0	8 (0/0/1)				6 (0/0/1)	



SAFETY ANALYSIS ToC

Unsafe Driving

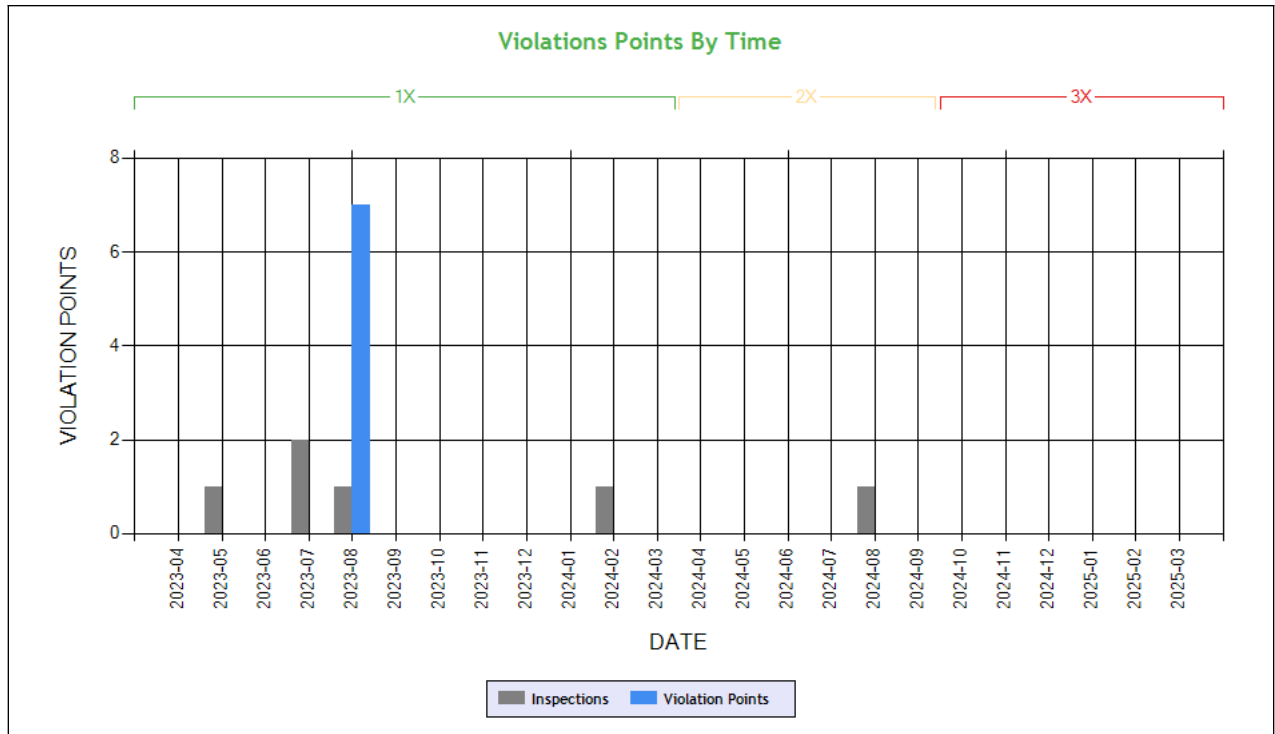


Time-Weighted Violation Points - no data available to draw a chart
Time-Weighted Severity Points by Vehicle - no data available to draw a chart

See the Excel file for the complete analysis # Violations is in (1-6/7-12/13-24mo)

Shaded = Out Of Service Violation		
Violation Group		
Violation Description	Total Time-weighted Points by VIN	% of Total Time-weighted Points by VIN
Driver Resp		
Total Time-weighted Points		
% Total Time-Wt Pts		

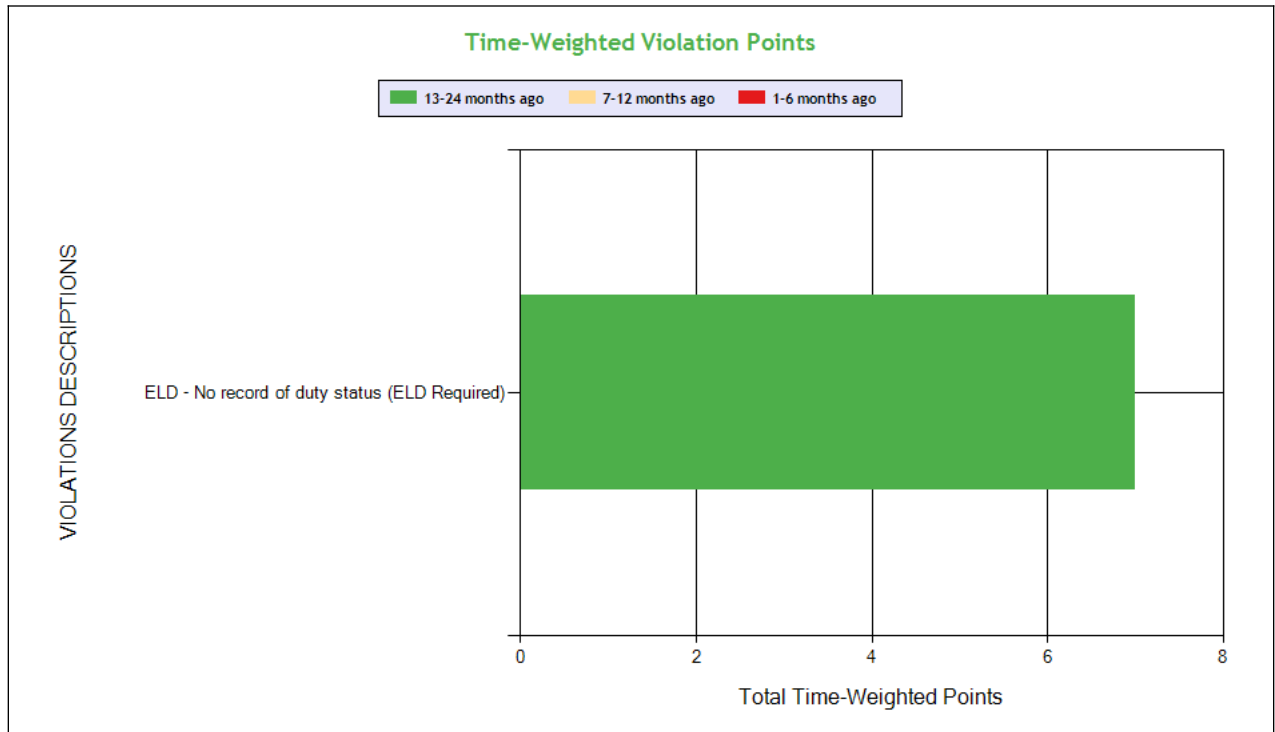
HOS Compliance



Carrier Software
 1-800-646-5152
 info@CarrierSoftware.com

CONFIDENTIAL - Intended for use by Amerigo Insurance Agency - Date: 4/25/2025

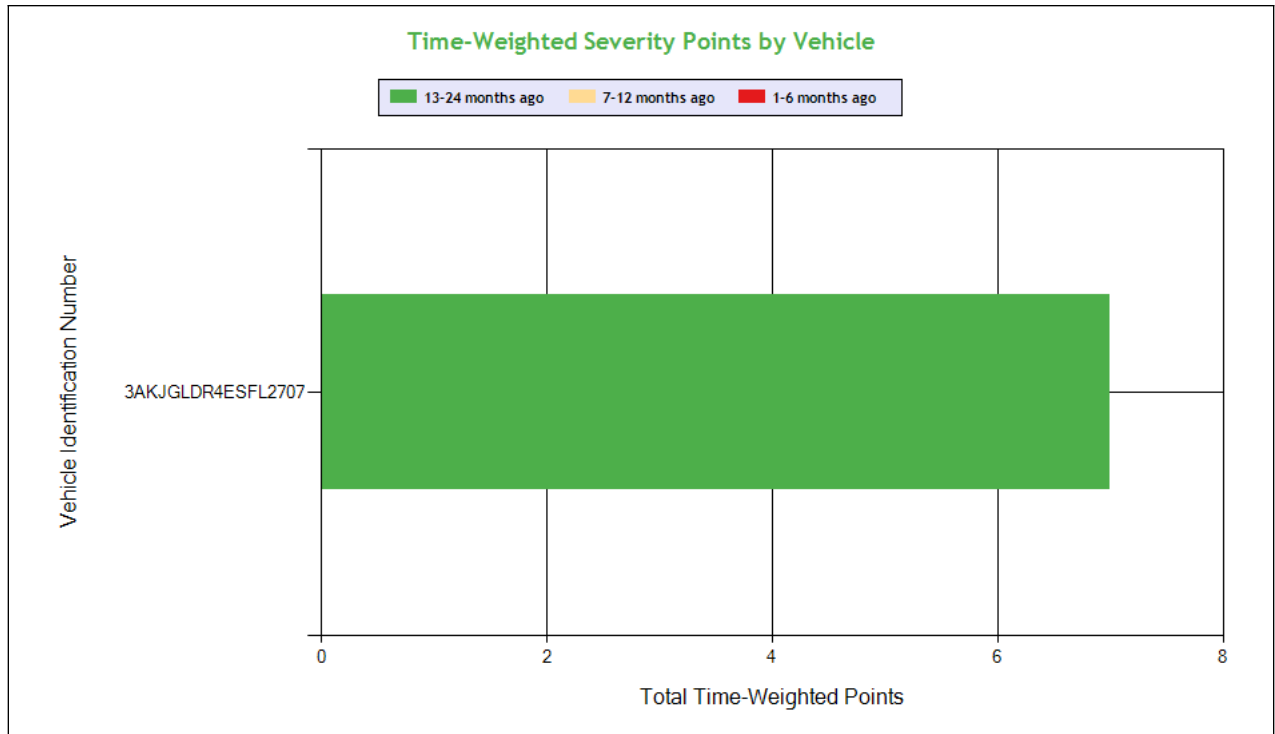
SENIARAY TRUCKING LLC - DOT# 3958803 / MC1475676



See the Excel file for the complete analysis

Violations is in (1-6/7-12/13-24mo)

Shaded = Out Of Service Violation



Carrier Software
 1-800-646-5152
 info@CarrierSoftware.com

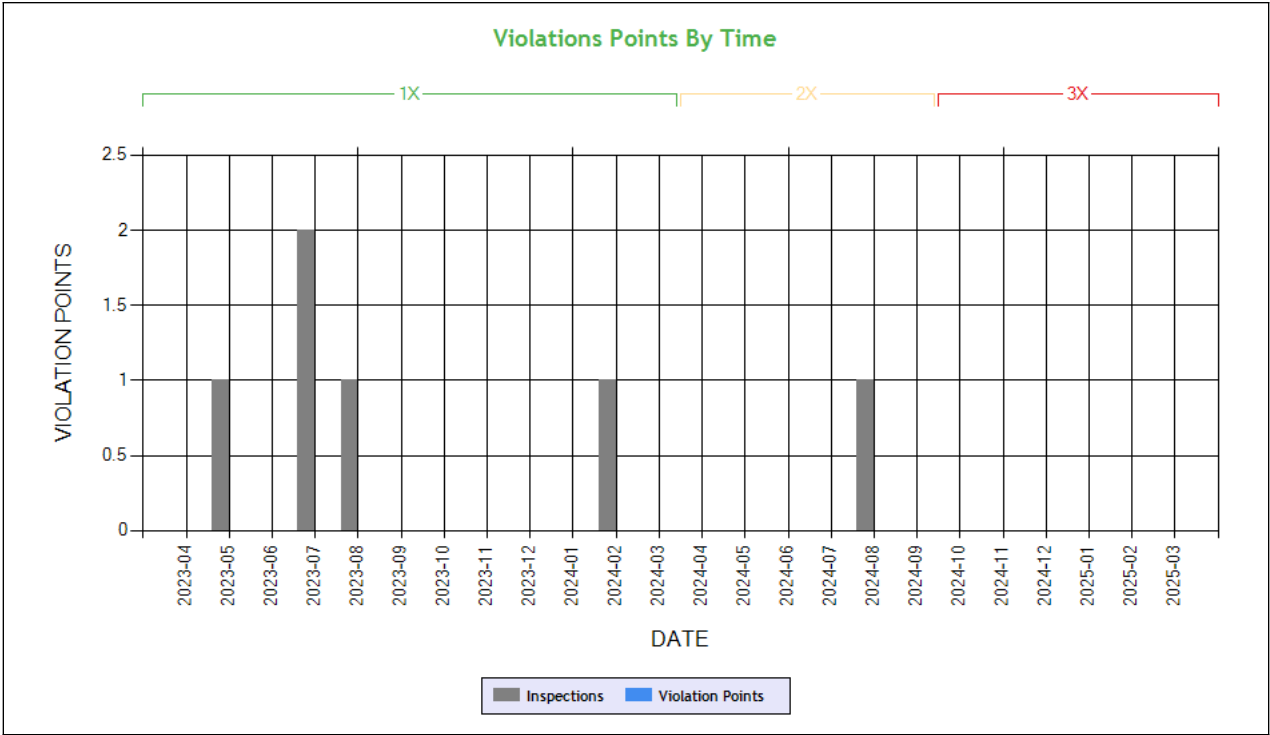
CONFIDENTIAL - Intended for use by Amerigo Insurance Agency - Date: 4/25/2025

SENIARAY TRUCKING LLC - DOT# 3958803 / MC1475676

Violation Group			Incomplete/Wrong Log
Violation Description	Total Time-weighted Points by VIN	% of Total Time-weighted Points by VIN	ELD - No record of duty status (ELD Required)
Driver Resp			Yes
Total Time-weighted Points			7
% Total Time-Wt Pts			100
3AKJGLDR4ESFL2707	7	100	7 (0/0/1)



Driver Fitness




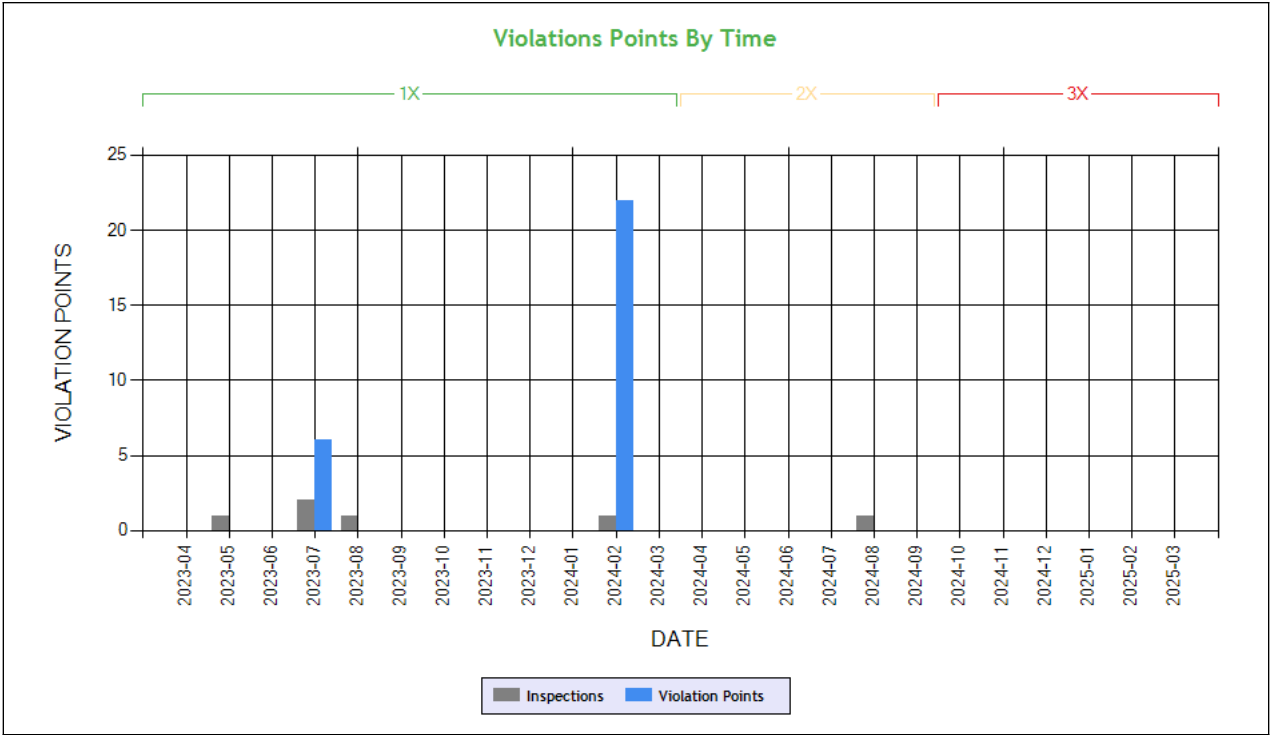
Time-Weighted Violation Points - no data available to draw a chart
Time-Weighted Severity Points by Vehicle - no data available to draw a chart

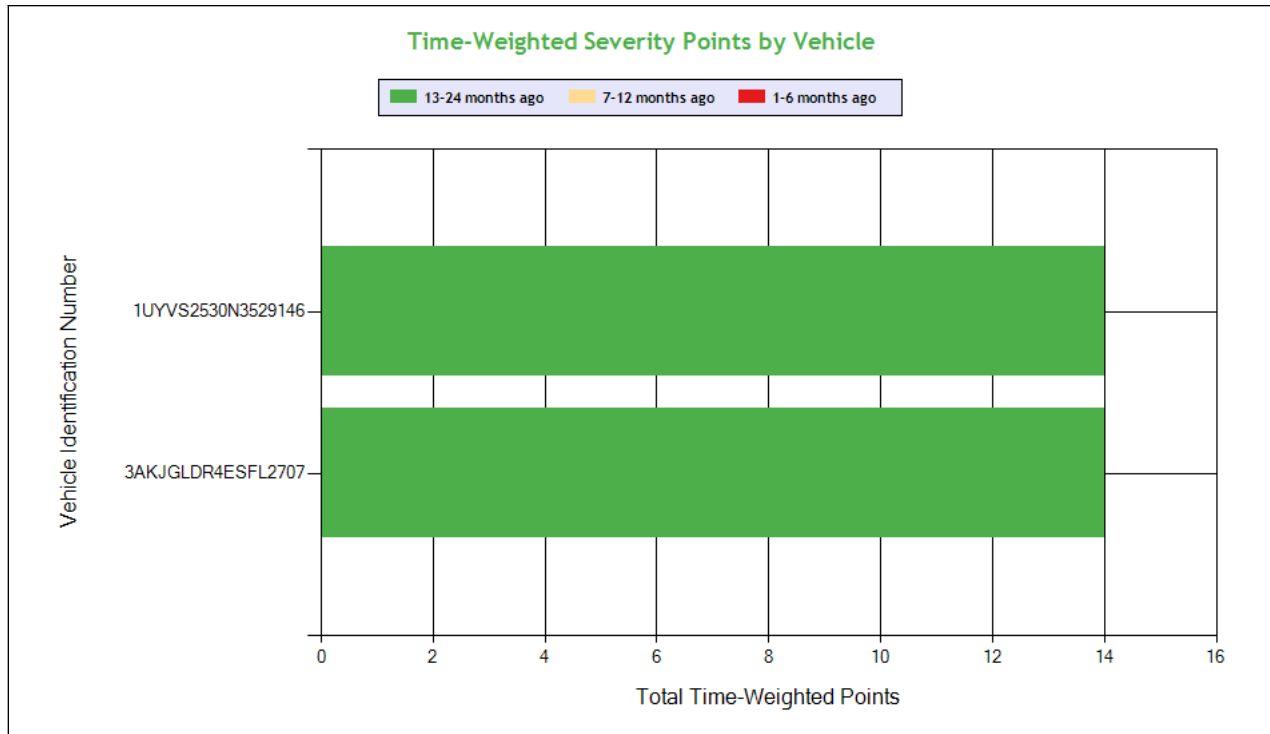
See the Excel file for the complete analysis # Violations is in (1-6/7-12/13-24mo)

Shaded = Out Of Service Violation		
Violation Group		
Violation Description	Total Time-weighted Points by VIN	% of Total Time-weighted Points by VIN
Driver Resp		
Total Time-weighted Points		
% Total Time-Wt Pts		



Vehicle Maintenance





Carrier Software
1-800-646-5152
info@CarrierSoftware.com

CONFIDENTIAL - Intended for use by Amerigo Insurance Agency - Date: 4/25/2025

SENIARAY TRUCKING LLC - DOT# 3958803 / MC1475676

See the Excel file for the complete analysis

Violations is in (1-6/7-12/13-24mo)

Shaded = Out Of Service Violation							
Violation Group			Lighting	Brakes, All Others	Brakes, All Others	Lighting	Wheels, Studs, Clamps, Etc.
Violation Description	Total Time-weighted Points by VIN	% of Total Time-weighted Points by VIN	Inoperative turn signal	Brake system pressure loss	Insufficient brake linings	Inoperative tail lamp	Hubs - Wheel seal leaking - inner wheel
Driver Resp			Yes	No	Yes	Yes	No
Total Time-weighted Points			8	6	6	6	2
% Total Time-Wt Pts			28.57	21.43	21.43	21.43	7.14
1UYVS2530N3529146	14	50.0	8 (0/0/1)			6 (0/0/1)	
3AKJGLDR4ESFL2707	14	50.0		6 (0/0/1)	6 (0/0/1)		2 (0/0/1)

COLOR CODED CRASH TABLE ToC

No crashes have been reported by the DOT on this Motor Carrier

INSPECTIONS WITH SHARED EQUIPMENT:

No Data



LEGEND
Vehicle Information
Inspection for DOT # being analyzed
Inspection for Different DOT #
Crash Information for specific VIN

INSPECTION DETAILS for ALL Inspections

PDF shows the first 100 Power Unit & Trailer VINs with most recent inspections using data from the last 4 years

POWER UNIT Inspections Section

VIN: 3AKJGLDR4ESFL2707				Unit: Truck Tractor		Year: 2014	Make: FREIGHTLINER	
DOT No: 3958803		Docket No: MC1475676		Name: SENIARAY TRUCKING LLC			Interstate: Yes	
Date	Unit License	Unit Lic State	Violation Unit	Violation Description		Severity	OOS	Citation
08/15/2024	YP90428	CA	-	-		-	-	-
02/29/2024	YP90428	CA	1	393.47D - Insufficient brake linings		4	Yes	DA588126
02/29/2024	YP90428	CA	1	396.5BHWSLIW - Hubs - Wheel seal leaking - inner wheel		2	No	
08/18/2023	YP90428	CA	D	395.8AELD - ELD - No record of duty status (ELD Required)		5	Yes	
07/20/2023	YP90428	CA	1	396.3A1BL - Brake system pressure loss		4	Yes	DA306608
07/20/2023	YP90428	CA	-	-		-	-	-
05/15/2023	YP90428	CA	-	-		-	-	-
DOT No: 3088000				Docket No: MC70334		Name: MOMI TRUCKING INC		Interstate: Yes
Date	Unit License	Unit Lic State	Violation Unit	Violation Description		Severity	OOS	Citation
11/15/2022	WP90762	CA	-	-		-	-	-
11/08/2022	WP90762	CA	1	393.60D - Glazing permits less than 70 percent of light		1	No	VERBAL
04/22/2022	WP90762	CA	-	-		-	-	-
03/23/2022	WP90762	CA	-	-		-	-	-
10/13/2021	WP90762	CA	-	-		-	-	-
08/06/2021	WP90762	CA	-	-		-	-	-
05/05/2021	WP90762	CA	-	-		-	-	-
01/05/2021	WP90762	CA	-	-		-	-	-
03/04/2020	WP90762	CA	D	392.2DIM - Dimension Violation (Width / Height / Length)		0	No	JT47704
10/17/2019	WP90762	CA	-	-		-	-	-
06/30/2019	WP90762	CA	-	-		-	-	-
04/23/2019	WP90762	CA	1	393.9A - Inoperative required lamps		2	No	
02/22/2019	WP90762	CA	-	-		-	-	-
10/17/2018	WP90762	CA	D	392.2RG - State vehicle registration or License Plate violation		0	No	
09/14/2018	WP90762	CA	-	-		-	-	-
08/20/2018	WP90762	CA	-	-		-	-	-
07/20/2018	WP90762	CA	-	-		-	-	-
04/20/2018	WP90762	CA	-	-		-	-	-
DOT No: 2267213				Docket No: MC774057		Name: SINGH CARRIER INC		Interstate: Yes



Date	Unit License	Unit Lic State	Violation Unit	Violation Description	Severity	OOS	Citation
01/02/2018	WP90762	CA	-	-	-	-	-
12/28/2017	WP90762	CA	-	-	-	-	-
10/31/2017	WP90762	CA	-	-	-	-	-
10/10/2017	WP90762	CA	-	-	-	-	-
08/03/2017	WP90762	CA	-	-	-	-	-
07/14/2017	WP90762	CA	1	396.5BHWSLIW - Hubs - Wheel seal leaking - inner wheel	2	Yes	
05/29/2017	WP90762	CA	D	392.2FC - Following too close	5	No	
05/22/2017	WP90762	CA	D	392.2SLLS2 - State/Local Laws - Speeding 6-10 miles per hour over the speed limit	4	No	DA44235
05/18/2017	WP90762	CA	1	396.3A1 - Inspection/repair and maintenance parts and accessories	2	No	
DOT No: 79466		Docket No: MC150578		Name: STEVENS TRANSPORT INC		Interstate: Yes	
Date	Unit License	Unit Lic State	Violation Unit	Violation Description	Severity	OOS	Citation
03/08/2016	R147955	TX	D	392.2C - Failure to obey traffic control device	5	No	
03/07/2016	R147955	TX	D	392.2C - Failure to obey traffic control device	5	No	
08/11/2015	R147955	TX	1	393.45B2 - Failing to secure brake hose/tubing against mechanical damage	4	No	
08/11/2015	R147955	TX	1	393.95A - No/discharged/unsecured fire extinguisher	2	No	52P0AD3
08/11/2015	R147955	TX	1	393.9A - Inoperative required lamps	2	No	
08/11/2015	R147955	TX	D	392.2C - Failure to obey traffic control device	5	No	52Q0AD3

TRAILER Inspections Section

VIN: 3AKJGLDR4ESFL2707		Unit: Truck Tractor		Year: 2014	Make: FREIGHTLINER		
DOT No: 3958803		Docket No: MC1475676		Name: SENIARAY TRUCKING LLC		Interstate: Yes	
Date	Unit License	Unit Lic State	Violation Unit	Violation Description	Severity	OOS	Citation
08/15/2024	YP90428	CA	-	-	-	-	-
02/29/2024	YP90428	CA	1	393.47D - Insufficient brake linings	4	Yes	DA588126
02/29/2024	YP90428	CA	1	396.5BHWSLIW - Hubs - Wheel seal leaking - inner wheel	2	No	
08/18/2023	YP90428	CA	D	395.8AELD - ELD - No record of duty status (ELD Required)	5	Yes	
07/20/2023	YP90428	CA	1	396.3A1BL - Brake system pressure loss	4	Yes	DA306608
07/20/2023	YP90428	CA	-	-	-	-	-
05/15/2023	YP90428	CA	-	-	-	-	-
DOT No: 3088000		Docket No: MC70334		Name: MOMI TRUCKING INC		Interstate: Yes	
Date	Unit License	Unit Lic State	Violation Unit	Violation Description	Severity	OOS	Citation
11/15/2022	WP90762	CA	-	-	-	-	-
11/08/2022	WP90762	CA	1	393.60D - Glazing permits less than 70 percent of light	1	No	VERBAL
04/22/2022	WP90762	CA	-	-	-	-	-
03/23/2022	WP90762	CA	-	-	-	-	-
10/13/2021	WP90762	CA	-	-	-	-	-
08/06/2021	WP90762	CA	-	-	-	-	-
05/05/2021	WP90762	CA	-	-	-	-	-
01/05/2021	WP90762	CA	-	-	-	-	-
03/04/2020	WP90762	CA	D	392.2DIM - Dimension Violation (Width / Height / Length)	0	No	JT47704
10/17/2019	WP90762	CA	-	-	-	-	-
06/30/2019	WP90762	CA	-	-	-	-	-
04/23/2019	WP90762	CA	1	393.9A - Inoperative required lamps	2	No	
02/22/2019	WP90762	CA	-	-	-	-	-
10/17/2018	WP90762	CA	D	392.2RG - State vehicle registration or License Plate violation	0	No	
09/14/2018	WP90762	CA	-	-	-	-	-
08/20/2018	WP90762	CA	-	-	-	-	-
07/20/2018	WP90762	CA	-	-	-	-	-
04/20/2018	WP90762	CA	-	-	-	-	-



DOT No: 2267213		Docket No: MC774057		Name: SINGH CARRIER INC		Interstate: Yes	
Date	Unit License	Unit Lic State	Violation Unit	Violation Description	Severity	OOS	Citation
01/02/2018	WP90762	CA	-	-	-	-	-
12/28/2017	WP90762	CA	-	-	-	-	-
10/31/2017	WP90762	CA	-	-	-	-	-
10/10/2017	WP90762	CA	-	-	-	-	-
08/03/2017	WP90762	CA	-	-	-	-	-
07/14/2017	WP90762	CA	1	396.5BHWSLIW - Hubs - Wheel seal leaking - inner wheel	2	Yes	
05/29/2017	WP90762	CA	D	392.2FC - Following too close	5	No	
05/22/2017	WP90762	CA	D	392.2SLLS2 - State/Local Laws - Speeding 6-10 miles per hour over the speed limit	4	No	DA44235
05/18/2017	WP90762	CA	1	396.3A1 - Inspection/repair and maintenance parts and accessories	2	No	
DOT No: 79466		Docket No: MC150578		Name: STEVENS TRANSPORT INC		Interstate: Yes	
Date	Unit License	Unit Lic State	Violation Unit	Violation Description	Severity	OOS	Citation
03/08/2016	R147955	TX	D	392.2C - Failure to obey traffic control device	5	No	
03/07/2016	R147955	TX	D	392.2C - Failure to obey traffic control device	5	No	
08/11/2015	R147955	TX	1	393.45B2 - Failing to secure brake hose/tubing against mechanical damage	4	No	
08/11/2015	R147955	TX	1	393.95A - No/discharged/unsecured fire extinguisher	2	No	52P0AD3
08/11/2015	R147955	TX	1	393.9A - Inoperative required lamps	2	No	
08/11/2015	R147955	TX	D	392.2C - Failure to obey traffic control device	5	No	52Q0AD3

Inspection Summary By Month (based on inspections from the last 4 years) ToC						
Year-Month	Number of Inspections	Number of Power Units	Total Violations	Total OOS Inspections	Total Severity Points	Number of Crashes
2024-08	1	1	0	0	0	0
2024-02	1	1	4	1	12	0
2023-08	1	1	1	1	5	0
2023-07	2	2	1	1	4	0
2023-05	1	1	0	0	0	0
Note: The most recent month's counts may not include all the inspections for that month.						

VIN Inspection Violation Details ToC									
# of VINs: 3 # of Insp: 5 Severity Weight: 37 Avg. Weight/VIN: 7.4 (based on inspections in the last 4 years, showing top 50 VINs inspected most recently)									
VIN 1UYVS2530N3529146		# of Inspections: 1		Total Severity: 12		Percentage of Total: 32.43%		Avg. Weight Per Inspection: 12.0	
Inspection Date	Inspection ID	Inspection State	Location Description	Total Severity	# of Violations	Shipper Name	Inspection Level	Post Accident	Out of Service
02/29/2024	81019463	CA	CORDELIA IF	12	3		1	No	Yes
BASIC		Unit Type		Severity		Description		Out of Service	
Vehicle Maintenance		Semi Trailer		6		393.9TS:Inoperative turn signal		Yes	
Vehicle Maintenance		Semi Trailer		4		393.47D:Insufficient brake linings		Yes	
Vehicle Maintenance		Semi Trailer		2		396.5BHWSLIW:Hubs - Wheel seal leaking - inner wheel		No	
VIN 3AKJGLDR4ESFL2707		# of Inspections: 3		Total Severity: 21		Percentage of Total: 56.76%		Avg. Weight Per Inspection: 7.0	
Inspection Date	Inspection ID	Inspection State	Location Description	Total Severity	# of Violations	Shipper Name	Inspection Level	Post Accident	Out of Service
02/29/2024	81019463	CA	CORDELIA IF	12	3		1	No	Yes
BASIC		Unit Type		Severity		Description		Out of Service	
Vehicle Maintenance		Truck Tractor		6		393.9TS:Inoperative turn signal		Yes	
Vehicle Maintenance		Truck Tractor		4		393.47D:Insufficient brake linings		Yes	
Vehicle Maintenance		Truck Tractor		2		396.5BHWSLIW:Hubs - Wheel seal leaking - inner wheel		No	
Inspection Date	Inspection ID	Inspection State	Location Description	Total Severity	# of Violations	Shipper Name	Inspection Level	Post Accident	Out of Service
08/18/2023	79460346	OR	BOOTH RANCH SB-2 M N MYRTLE CR	5	1	EMPTY	3	No	Yes
BASIC		Unit Type		Severity		Description		Out of Service	
Hours-Of-Servive Compliance		Truck Tractor		5		395.8AELD:ELD - No record of duty status (ELD Required)		Yes	



Inspection Date	Inspection ID	Inspection State	Location Description	Total Severity	# of Violations	Shipper Name	Inspection Level	Post Accident	Out of Service
07/20/2023	79449788	CA	DUNSMUIR GRADE IF	4	1	SWANSON GROUP	1	No	Yes
BASIC		Unit Type		Severity		Description		Out of Service	
Vehicle Maintenance		Truck Tractor		4		396.3A1BL:Brake system pressure loss		Yes	
VIN 1UYVS2534K3649608		# of Inspections: 1		Total Severity: 4		Percentage of Total: 10.81%		Avg. Weight Per Inspection: 4.0	
Inspection Date	Inspection ID	Inspection State	Location Description	Total Severity	# of Violations	Shipper Name	Inspection Level	Post Accident	Out of Service
07/20/2023	79449788	CA	DUNSMUIR GRADE IF	4	1	SWANSON GROUP	1	No	Yes
BASIC		Unit Type		Severity		Description		Out of Service	
Vehicle Maintenance		Semi Trailer		4		396.3A1BL:Brake system pressure loss		Yes	

Inspection History ToC							
Inspection Date	Report Number	Report State	Plate Number	Plate State	Type	Severity Weight	Time Weight
08/15/2024	UEHJ004870	CA	YP90428	CA	Truck Tractor		2
02/29/2024	NBIJ005116	CA	YP90428	CA	Truck Tractor		1
3AKJGLDR4ESFL2707 - Power Unit - OOS Vehicle Maintenance Violation: 393.47DInsufficient brake linings						4	
3AKJGLDR4ESFL2707 - Power Unit - OOS Vehicle Maintenance Violation: 393.9TSInoperative turn signal						6	
3AKJGLDR4ESFL2707 - Power Unit - Vehicle Maintenance Violation: 396.5BHWSLIWHubs - Wheel seal leaking - inner wheel						2	
08/18/2023	AASB002554	OR	YP90428	CA	Truck Tractor		1
3AKJGLDR4ESFL2707 - Power Unit - OOS Hours-Of-Service Violation: 395.8AELDELD - No record of duty status (ELD Required)						5	
07/20/2023	NDZX001604	CA	YP90428	CA	Truck Tractor		1
3AKJGLDR4ESFL2707 - Power Unit - OOS Vehicle Maintenance Violation: 396.3A1BLBrake system pressure loss						4	
07/20/2023	NDN9004334	CA	YP90428	CA	Truck Tractor		1
05/15/2023	AAYB007500	OR	YP90428	CA	Truck Tractor		1
Only the first 20 inspections are shown. See the live report for more data.							