



Table of Contents

1. Overview	2. BASIC Scores History
3. BASIC Measures	4. KPI: BASIC Measures by Cargo Group
5. Estimated ISS Score	6. Investigation Results
7. Penalties History	8. Acute Critical Violations
9. Red Flag Violation Details	10. DOT Registration Information
11. DOT MCS-150 History	12. Crash Summary
13. Inspection Summary	14. KPI: Inspection Viol OOS Rates by Cargo Group
15. FHWA Registration Information	16. FHWA Insurance Information
17. FHWA Authorities	18. Severe Violations
19. Violation Report	20. Violation Summary
21. Violation Enforcement Chronology	22. Inspection Violations & OOS Counts
23. Radius Of Operation	24. Inspection & Crash Locations
25. Cargo Hot Spots	26. Inspection Violations & OOS Chronology
27. Percent of Insp & Crash by State	28. VIN Insp Summary by State
29. Violations By Unit Type	30. Equipment Ownership
31. Equipment Details	32. Vehicle Age
33. States of Power Unit Registrations	34. Equipment Acquisitions
35. Driver Details	36. Shared VIN Summary
37. Shipper Table	38. Safety Summary
39. Safety Details	40. Crash Detail Color Coded PDF
41. Inspections with Shared Equipment	42. Inspection Tabular Details
43. Inspection Summary By Month	44. VIN Inspection Violation Details
45. Inspection History	46. Crash Hot Spots
47. DOT MCS-150 History Equipment and Driver Details	48. Chameleon



Business Address

4457 W LANGDEN DR
FRESNO, CA

93722

Contact Info

(559)-420-2702

BAJWATRANSLINEINC@GMAIL.CO
M

FHWA Address

4457 W LANGDEN DR
FRESNO,CA,93722

Phone:(559)-420-2702

Mailing Address

4457 W LANGDEN DR
FRESNO, CA

93722

Overview [ToC](#)

Operating Status: AUTHORIZED FOR Property

3 other companies viewed this DOT in the past two months

Crash/PU ratio: 0.0%

Clean Inspection ratio: 66.67%

Estimated BASIC Scores (as of 10/31/2025)

	Unsafe Driving	Hours of Service	Driver Fitness	Controlled Sub. and Alcohol	Vehicle Maintenance	HM Compliance	Crash
Relative Scores	0% ⊖	0% ○	0% ○	0% ○	0% ○	0% ○	0% ○
Alert Status	No	No	No	No	No	No	No



Estimated Inspection Selection System (ISS) Score: 1
Category: Pass

BASIC Scores History - Unsafe Driving [ToC](#)

There are no Scores for this BASIC

BASIC Scores History - Hours of Service [ToC](#)

There are no Scores for this BASIC

BASIC Scores History - Driver Fitness [ToC](#)

There are no Scores for this BASIC

BASIC Scores History - Controlled Substance [ToC](#)

There are no Scores for this BASIC



BASIC Scores History - Vehicle Maintenance ToC

There are no Scores for this BASIC

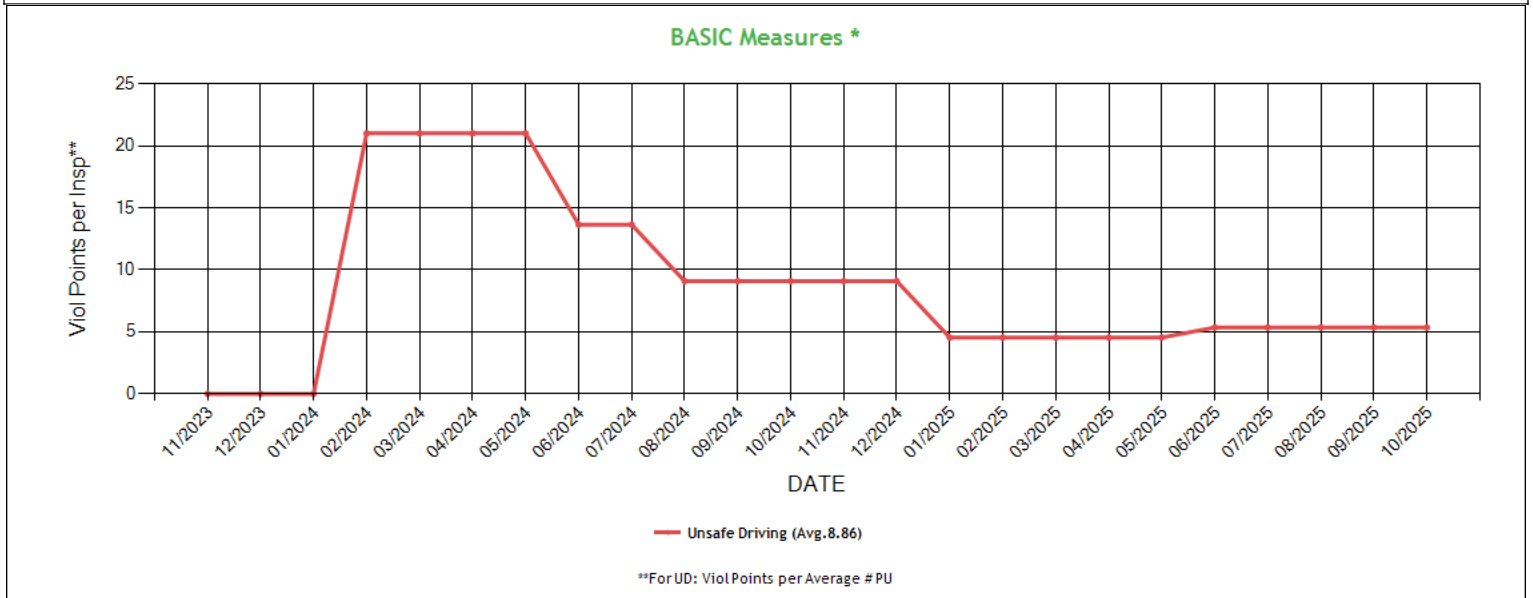
BASIC Scores History - Crash ToC

There are no Scores for this BASIC

BASIC Scores History - Hazmat ToC

There are no Scores for this BASIC

BASIC Measures: Violation Points per Inspection Trends ToC



* BASIC Measures are the absolute SMS scores that are compared within each Safety Event Group to determine the BASIC Score percentiles. Averages based on fleets with 1-5 power units.



BASIC Measures * - Table ToC

UD-Unsafe Driving, HOS-Hours of Service, DF-Driver Fitness, CS-Controlled Substances, VM-Vehicle Maintenance

Date	UD Measure	UD AC	UD with Viol	HOS Measure	HOS AC	HOS with Viol	DF Measure	DF AC	DF with Viol	CS Measure	CS AC	CS with Viol	VM Measure	VM AC	VM with Viol
10/2025	5.35	N	1	0.00	N	0	0.00	N	0	0.00	N	0	0.00	N	0
09/2025	5.35	N	1	0.00	N	0	0.00	N	0	0.00	N	0	0.00	N	0
08/2025	5.35	N	1	0.00	N	0	0.00	N	0	0.00	N	0	0.00	N	0
07/2025	5.35	N	1	0.00	N	0	0.00	N	0	0.00	N	0	0.00	N	0
06/2025	5.35	N	1	0.00	N	0	0.00	N	0	0.00	N	0	0.00	N	0
05/2025	4.54	N	1	0.00	N	0	0.00	N	0	0.00	N	0	0.00	N	0
04/2025	4.54	N	1	0.00	N	0	0.00	N	0	0.00	N	0	0.00	N	0
03/2025	4.54	N	1	0.00	N	0	0.00	N	0	0.00	N	0	0.00	N	0
02/2025	4.54	N	1	0.00	N	0	0.00	N	0	0.00	N	0	0.00	N	0
01/2025	4.54	N	1	0.00	N	0	0.00	N	0	0.00	N	0	0.00	N	0
12/2024	9.09	N	1	0.00	N	0	0.00	N	0	0.00	N	0	0.00	N	0
11/2024	9.09	N	1	0.00	N	0	0.00	N	0	0.00	N	0	0.00	N	0
10/2024	9.09	N	1	0.00	N	0	0.00	N	0	0.00	N	0	0.00	N	0
09/2024	9.09	N	1	0.00	N	0	0.00	N	0	0.00	N	0	0.00	N	0
08/2024	9.09	N	1	0.00	N	0	0.00	N	0	0.00	N	0	0.00	N	0
07/2024	13.64	N	1	0.00	N	0	0.00	N	0	0.00	N	0	0.00	N	0
06/2024	13.64	N	1	0.00	N	0	0.00	N	0	0.00	N	0	0.00	N	0
05/2024	21.00	N	1	0.00	N	0	0.00	N	0	0.00	N	0	0.00	N	0
04/2024	21.00	N	1	0.00	N	0	0.00	N	0	0.00	N	0	0.00	N	0
03/2024	21.00	N	1	0.00	N	0	0.00	N	0	0.00	N	0	0.00	N	0
02/2024	21.00	N	1	0.00	N	0	0.00	N	0	0.00	N	0	0.00	N	0
01/2024	0.00	N	0	0.00	N	0	0.00	N	0	0.00	N	0	0.00	N	0
12/2023	0.00	N	0	0.00	N	0	0.00	N	0	0.00	N	0	0.00	N	0
11/2023	0.00	N	0	0.00	N	0	0.00	N	0	0.00	N	0	0.00	N	0
10/2023	0.00	N	0	0.00	N	0	0.00	N	0	0.00	N	0	0.00	N	0
09/2023	0.00	N	0	0.00	N	0	0.00	N	0	0.00	N	0	0.00	N	0
08/2023	0.00	N	0	0.00	N	0	0.00	N	0	0.00	N	0	0.00	N	0
07/2023	0.00	N	0	0.00	N	0	0.00	N	0	0.00	N	0	0.00	N	0
06/2023	0.00	N	0	0.00	N	0	0.00	N	0	0.00	N	0	0.00	N	0
05/2023	0.00	N	0	0.00	N	0	0.00	N	0	0.00	N	0	0.00	N	0
04/2023	0.00	N	0	0.00	N	0	0.00	N	0	0.00	N	0	0.00	N	0
03/2023	0.00	N	0	0.00	N	0	0.00	N	0	0.00	N	0	0.00	N	0
02/2023	0.00	N	0	0.00	N	0	0.00	N	0	0.00	N	0	0.00	N	0
01/2023	0.00	N	0	0.00	N	0	0.00	N	0	0.00	N	0	0.00	N	0
12/2022	0.00	N	0	0.00	N	0	0.00	N	0	0.00	N	0	0.00	N	0

* BASIC Measures are the absolute SMS scores that are compared within each Safety Event Group to determine the BASIC Score percentiles.

KPI: BASIC Measures by Fleet Size and Cargo Group ToC

Fleet Size: 1-5 PUs

Cargo Group (Companies)	Unsafe Driving		Hours of Service		Driver Fitness		Controlled Substance		Vehicle Maintenance		HM Compliance		Crash	
	Avg.	Comp. to Avg.	Avg.	Comp. to Avg.	Avg.	Comp. to Avg.	Avg.	Comp. to Avg.	Avg.	Comp. to Avg.	Avg.	Comp. to Avg.	Avg.	Comp. to Avg.
Bulk Goods (248543)	0.75	Worse	0.20	Better	0.14	Better	0.01	Better	1.67	Better	0.01	Better	0.06	Better
General Freight (490400)	0.79	Worse	0.21	Better	0.21	Better	0.01	Better	1.88	Better	0.01	Better	0.06	Better
Refrigerated (62278)	1.50	Worse	0.52	Better	0.17	Better	0.02	Better	2.63	Better	0.01	Better	0.10	Better
BAJWA TRANSLINE INC	5.35		0.00		0.00		0.00		0.00		0.00		0.00	

Estimated ISS Score: 1 Pass ToC About the Inspection Selection System



Estimated ISS Score History - Table ToC

Date	Estimated ISS Score	Recommendation	Algorithm
10/31/2025	1	Pass	Safety Algorithm
09/26/2025	1	Pass	Safety Algorithm
08/29/2025	1	Pass	Safety Algorithm
07/25/2025	1	Pass	Safety Algorithm
06/30/2025	1	Pass	Safety Algorithm
05/31/2025	1	Pass	Safety Algorithm
04/25/2025	72	Optional Inspect	Insufficient Data Algorithm
03/28/2025	72	Optional Inspect	Insufficient Data Algorithm
02/28/2025	72	Optional Inspect	Insufficient Data Algorithm
01/31/2025	1	Pass	Safety Algorithm
12/27/2024	1	Pass	Safety Algorithm
11/29/2024	1	Pass	Safety Algorithm
10/25/2024	1	Pass	Safety Algorithm
09/27/2024	1	Pass	Safety Algorithm
08/30/2024	1	Pass	Safety Algorithm
07/26/2024	1	Pass	Safety Algorithm
06/28/2024	1	Pass	Safety Algorithm
05/31/2024	1	Pass	Safety Algorithm
04/26/2024	1	Pass	Safety Algorithm
03/29/2024	1	Pass	Safety Algorithm
02/23/2024	72	Optional Inspect	Insufficient Data Algorithm
01/26/2024	66	Optional Inspect	Insufficient Data Algorithm
12/29/2023	66	Optional Inspect	Insufficient Data Algorithm
11/24/2023	66	Optional Inspect	Insufficient Data Algorithm
10/27/2023	66	Optional Inspect	Insufficient Data Algorithm
09/29/2023	66	Optional Inspect	Insufficient Data Algorithm
08/25/2023	68	Optional Inspect	Insufficient Data Algorithm
07/28/2023	66	Optional Inspect	Insufficient Data Algorithm
06/30/2023	67	Optional Inspect	Insufficient Data Algorithm
05/26/2023	67	Optional Inspect	Insufficient Data Algorithm
04/28/2023	68	Optional Inspect	Insufficient Data Algorithm
03/31/2023	66	Optional Inspect	Insufficient Data Algorithm
02/24/2023	67	Optional Inspect	Insufficient Data Algorithm
01/27/2023	63	Optional Inspect	Insufficient Data Algorithm
12/30/2022	63	Optional Inspect	Insufficient Data Algorithm

Investigation Results ToC

No Investigations reported on FMCSA website

Penalties History ToC

There is a problem with the Penalties data on FMCSA website.

Acute Critical Violations (Based on Investigations as per CSA Methodology Appendix A) ToC

No Data

No red flag violations in the last 24 months



DOT Registration Information: The following information on this specific DOT # is from the Federal DOT (as of Operating Authority					
DOT Registration: 12/01/2022		Total Power Units: 1		Total Trucks: 1	
				Total Trailers: 1	
				Total Passenger Vehicles: 0	
Status	Entity Type	Organization Type	Nation	Total Cars	Drivers / CDL Drivers
A	C	-	US	0	1* / 1
MCS-150 Date	Op Codes	Shipper Op Codes	Shipper HazMat Op Codes	Latest Review Type	Latest Review Document Number(Date)
11/08/2025	A				()
MCS-150 Mileage (Year)	Record Update Date	Transports Hazmats	DOT Census Date	Recordable Accident Rate	Preventable Accident Rate
120,905 (2024)	11/08/2025	N	12/01/2022	0%	0%
MCS-151 Mileage	Safety Rating (Date)	SEA Accident	SEA Driver	SEA Vehicle	SEA Management
0	None (None)	0%	0%	0%	0%
Classification Codes		Cargo Carried (per MCS-150)			
Authorized-For-Hire		General Freight, Fresh Produce, Refrigerated foods			

DOT MCS-150 History ToC			(as of 11/11/2025 DOT census)						
Census Date	MCS-150 Date	MCS-150 Mileage	VMY Year	Power Units	Drivers	Trailers	Company Rep1	Company Rep2	Email
11/11/2025	11/8/2025	120905	2024	1	1	-	MANDEEP SINGH		BAJWATRANSLINEINC@GMAIL.COM
6/17/2025	6/9/2025	120905	2024	1	1	-	MANDEEP SINGH		BAJWATRANSLINEINC@GMAIL.COM
6/9/2023	6/3/2023	1000	2022	1	1	1	MANDEEP SINGH		BAJWATRANSLINEINC@GMAIL.COM
2/9/2023	1/9/2023	1000	2022	1	1	1	MANDEEP SINGH		BAJWATRANSLINEINC@GMAIL.COM
12/9/2022	12/1/2022	0		1	1	1	MANDEEP SINGH		BAJWATRANSLINEINC@GMAIL.COM

Crash Summary Chart ToC	Crashes Summary - Chart (based on all available crash data)
No Data	

Crashes Summary - Table (based on all available crash data) ToC										
	TOTAL	Last 6 months	7-12 months	13-18 months	19-24 months	25-30 months	30-36 months	37-41 months	42-48 months	Over 49 months
Total Reportable	0	0	0	0	0	0	0	0	0	0
Fatalities	0	0	0	0	0	0	0	0	0	0
Injuries	0	0	0	0	0	0	0	0	0	0
Tow Away	0	0	0	0	0	0	0	0	0	0
With Citations	0	0	0	0	0	0	0	0	0	0
Federal Recordable	0	0	0	0	0	0	0	0	0	0
Preventable	0	0	0	0	0	0	0	0	0	0
Crash per Pwr Unit	-	0.0%	0.0%	0.0%	0.0%	0.0%	0.0%	0.0%	0.0%	-



Inspection Summary ToC

The following inspection information is based on results for 24 months prior to: 12/02/2025. Please note that the total inspections number is not necessarily the total of the vehicle, driver and hazmat inspections, as one inspection may have included any combination of the below inspections.

Overall	Vehicle	Driver	Hazmat
(Please note that the total inspections number is not necessarily the total of the vehicle, driver and hazmat inspections, as one inspection may have included any combination of the below inspections) Total Inspections: 3 Total Out of Service: 0 Out of Service: 0% National Average: 21.07% Difference: -21.07%	Total Inspections: 0 Total Out of Service: 0 Out of Service: 0.00% National Average: 25.16% Difference: -25.16%	Total Inspections: 3 Total Out of Service: 0 Out of Service: 0.00% National Average: 6.78% Difference: -6.78%	Total Inspections: 0 Total Out of Service: 0 Out of Service: 0.00% National Average: 2.1% Difference: -2.1%

KPI: Inspection Viol OOS Rates by Cargo Group ToC

Cargo Group	OVERALL		VEHICLE		DRIVER		HAZMAT	
	Average	Compared to Average	Average	Compared to Average	Average	Compared to Average	Average	Compared to Average
Bulk Goods	24.47%	Better	22.56%	Better	9.39%	Better	0.10%	Better
General Freight	29.47%	Better	25.37%	Better	13.41%	Better	0.14%	Better
Refrigerated	23.15%	Better	21.31%	Better	10.42%	Better	0.09%	Better
BAJWA TRANSLINE INC	0%		0%		0%		0%	

FHWA Registration Information: The following data on this Motor Carrier is from the Federal Hwy Administration (as of 10/17/2025)

Docket Number	DOT Number	Company Name	DBA Name	Address	City	State	Country	ZIP Code
MC1498310	3992716	BAJWA TRANSLINE INC		4457 W LANGDEN DR	FRESNO	CA	US	93722
Phone Number	Fax Number	Mail Address	Mail City	Mail State	Mail Contry	Mail ZIP Code	Mail Phone Number	Mail Fax Number
(559)-420-2702								
Date of Last Change	Freight	Passenger	Household Goods	Active Authority	Pending Authority	Revocation Pending Authority		
10/17/2025	Y	N	N	/ Common /	/	/		

Insurance Required (as of 10/17/2025) ToC

Docket Number	Insurance Type	Insurance Required	Insurance on File
MC1498310	BIPD	\$750k	\$750k
MC1498310	Cargo	No	No
MC1498310	Bond	No	No

Active / Pending Insurance (as of 10/17/2025)

Docket Number	Form	Type	Insurance Carrier	Policy/Surety	Coverage From	Coverage To	Required	On File	Effective Date	Cancel Date
MC1498310	91X	BIPD/Primary	BENCHMARK INSURANCE COMPANY	FLCA-1926-04202	\$0k	\$750k	\$750k	\$750k	03/27/2025	01/03/2026



Insurance History (as of 10/17/2025)

Docket Number	Form	Type	Insurance Carrier	Policy/Surety	Coverage From	Coverage To	Effective Date From	Effective Date To
MC1498310	91X	BIPD/Primary	BENCHMARK INSURANCE COMPANY	FLCA-1926-04202	\$0k	\$750k	01/03/2025	04/20/2025 Cancelled
MC1498310	91X	BIPD/Primary	BENCHMARK INSURANCE COMPANY	FLCA-1926-04202	\$0k	\$750k	01/03/2025	03/27/2025 Replaced
MC1498310	91X	BIPD/Primary	CLEAR BLUE INSURANCE COMPANY	BE0133000742-00	\$0k	\$750k	01/02/2024	01/02/2025 Cancelled
MC1498310	91X	BIPD/Primary	SUTTON SPECIALTY INSURANCE CO	WHI01000001181-00	\$0k	\$750k	01/02/2023	01/02/2024 Cancelled
MC1498310	91X	BIPD/Primary	CLEAR BLUE INSURANCE COMPANY	BE0133000742-00	\$0k	\$750k	01/02/2023	01/02/2024 Replaced

FHWA Authorities (as of 10/17/2025) ToC

Docket#	L&I Name	Active Authority	Inactive Authority	Pending Authority	Revocation Pending Authority	Freight	Passenger	Household Goods
MC1498310	BAJWA TRANSLINE INC	Common /				Yes	No	No

Authority History (as of 10/17/2025)

Docket Number	Sub	Auth Type	Original Action	Disposition
MC1498310		COMMON	INVOLUNTARY REVOCATION 3/24/2025 12:00:00 AM	DISCONTINUED REVOCATION 3/28/2025 12:00:00 AM
MC1498310		COMMON	INVOLUNTARY REVOCATION 12/6/2024 12:00:00 AM	DISCONTINUED REVOCATION 1/7/2025 12:00:00 AM
MC1498310		COMMON	INVOLUNTARY REVOCATION 12/6/2023 12:00:00 AM	DISCONTINUED REVOCATION 1/3/2024 12:00:00 AM
MC1498310		COMMON	GRANTED 1/3/2023 12:00:00 AM	

Severe Violations (i.e. those with >= 8 points) - Chart ToC

No Data

Severe Violations (i.e. those with >= 8 points) - Table

No Data

Violation Report ToC

Inspection Date	Inspection State	BASIC	Violation Description	OOS	VIN	Severity Points
01/30/2024	CA	Unsafe Driving	392.2SLLS2 - State/Local Laws - Speeding 6-10 miles per hour over the speed limit	No	1XKYD49X8PJ264929	4
01/30/2024	CA	Vehicle Maintenance	393.60C - Damaged or discolored windshield	No	1XKYD49X8PJ264929	1

No filters were applied when generating this report, see the live report for more options.

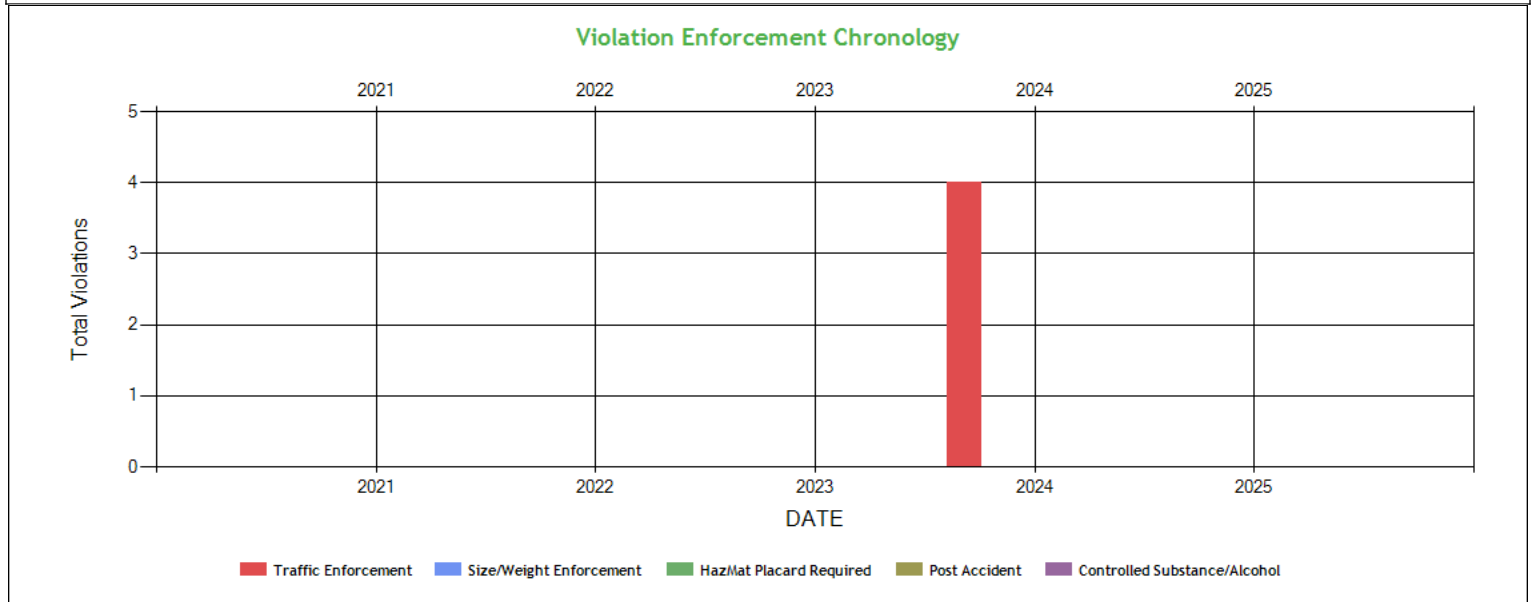


Violation Summary [ToC](#)

BASIC	Violation Group	Code	Description	# of Violations	# of OOS Violations	Severity Points
Unsafe Driving	Speeding 2	392.2SLLS2	State/Local Laws - Speeding 6-10 miles per hour over the speed limit	1	0	4
Vehicle Maintenance	Windshield/ Glass/ Markings	393.60C	Damaged or discolored windshield	1	0	1

No filters were applied when generating this report, see the live report for more options.

Violation Enforcement Chronology - Chart [ToC](#)

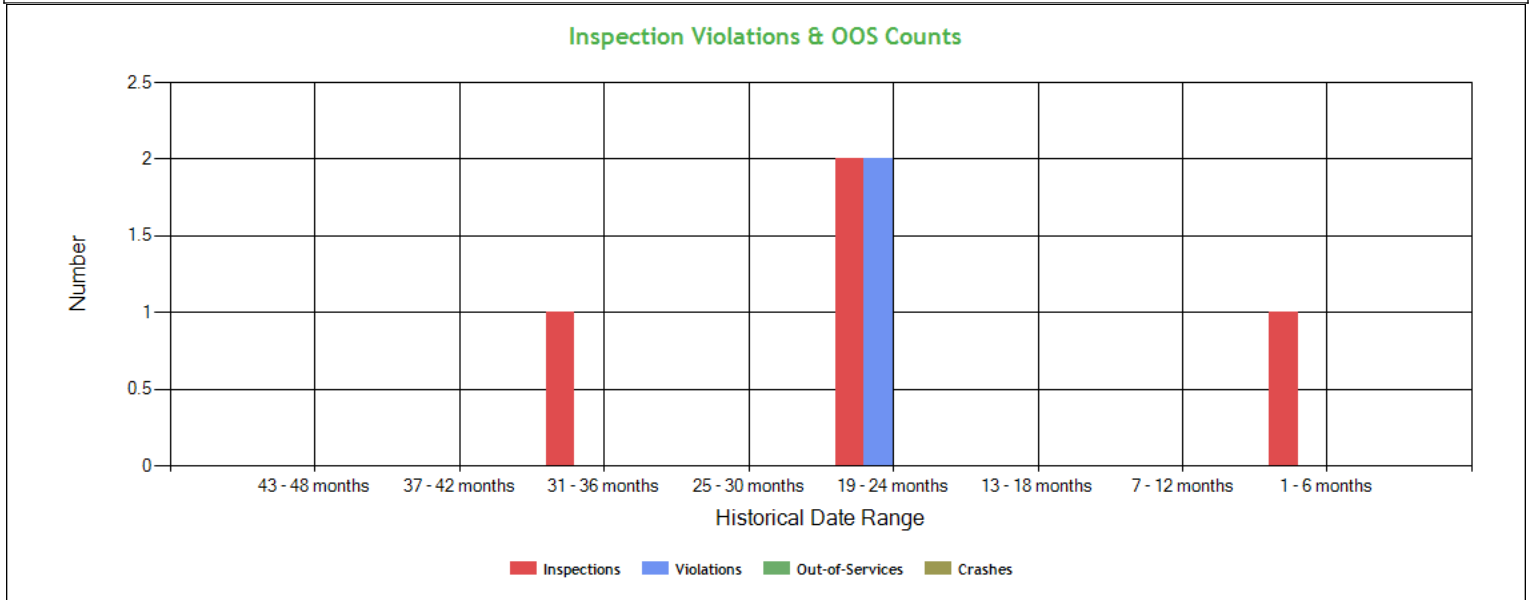


Violation Enforcement Chronology - Table [ToC](#)

	2021	2022	2023	2024	2025
Traffic Enforcement	0	0	0	4	0
Size/Weight Enforcement	0	0	0	0	0
HazMat Placard Required	0	0	0	0	0
Post Accident	0	0	0	0	0
Controlled Substance/Alcohol	0	0	0	0	0



Inspection Violations & OOS Counts - Chart [ToC](#)



Inspection Violations & OOS Counts - Table [ToC](#)

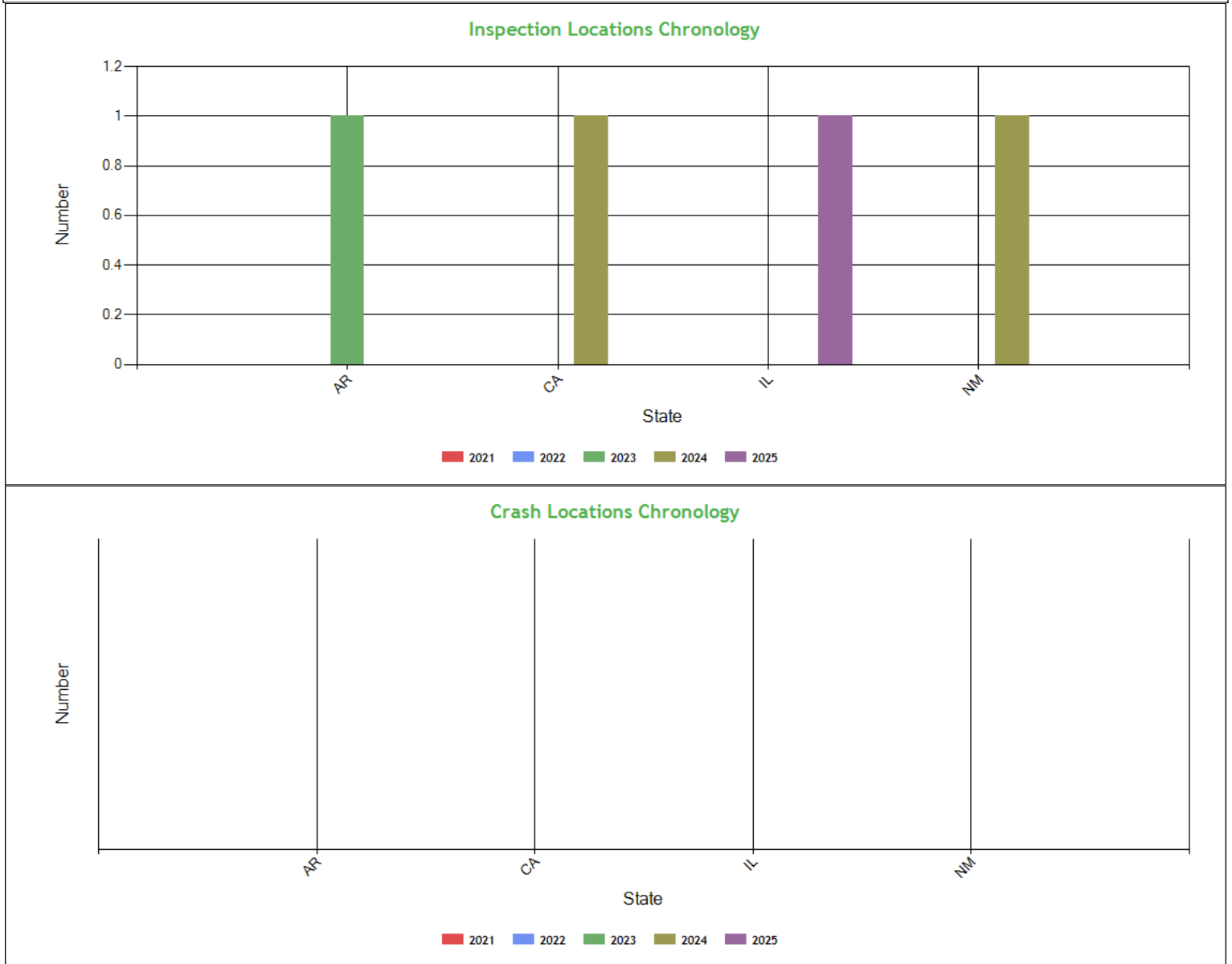
Date Range	Inspections	Violations	Out-of-Services	Crashes
TOTAL	4	2	0	0
1 - 6 months	1	0	0	0
7 - 12 months	0	0	0	0
13 - 18 months	0	0	0	0
19 - 24 months	2	2	0	0
25 - 30 months	0	0	0	0
31 - 36 months	1	0	0	0
37 - 42 months	0	0	0	0
43 - 48 months	0	0	0	0

Radius of Operation (based on Inspections and Crashes during the past 3 years) [ToC](#)

	Total	Drive between 0 and 50 miles radius	Drive between 51 and 200 miles radius	Drive between 201 and 300 miles radius	Drive between 301 and 400 miles radius	Drive between 401 and 500 miles radius	Drive between 501 and 600 miles radius	Drive beyond 600 miles radius
Power Units (i.e. unique VINs)	1	0	0	0	0	0	0	1
Percent	100%	0%	0%	0%	0%	0%	0%	100%



Inspection & Crash Locations - Chart [ToC](#)



Inspection & Crash Locations - Table [ToC](#)

State	Inspections					Violations					Out-of-Services					Crashes				
	2021	2022	2023	2024	2025	2021	2022	2023	2024	2025	2021	2022	2023	2024	2025	2021	2022	2023	2024	2025
TOTAL	0	0	1	2	1	0	0	0	2	0	0	0	0	0	0	0	0	0	0	0
AR	0	0	1	0	0	0	0	0	0	0	0	0	0	0	0	0	0	0	0	0
CA	0	0	0	1	0	0	0	0	2	0	0	0	0	0	0	0	0	0	0	0
IL	0	0	0	0	1	0	0	0	0	0	0	0	0	0	0	0	0	0	0	0
NM	0	0	0	1	0	0	0	0	0	0	0	0	0	0	0	0	0	0	0	0

Hot Spot Summary [ToC](#)

Year	Month	Level 5	Level 5 %	Level 4	Level 4 %	Level 3	Level 3 %	Level 2	Level 2 %	Level 1	Level 1 %	Level 0	Level 0 %	Levels 1 - 5	Levels 1 - 5 %
------	-------	---------	-----------	---------	-----------	---------	-----------	---------	-----------	---------	-----------	---------	-----------	--------------	----------------



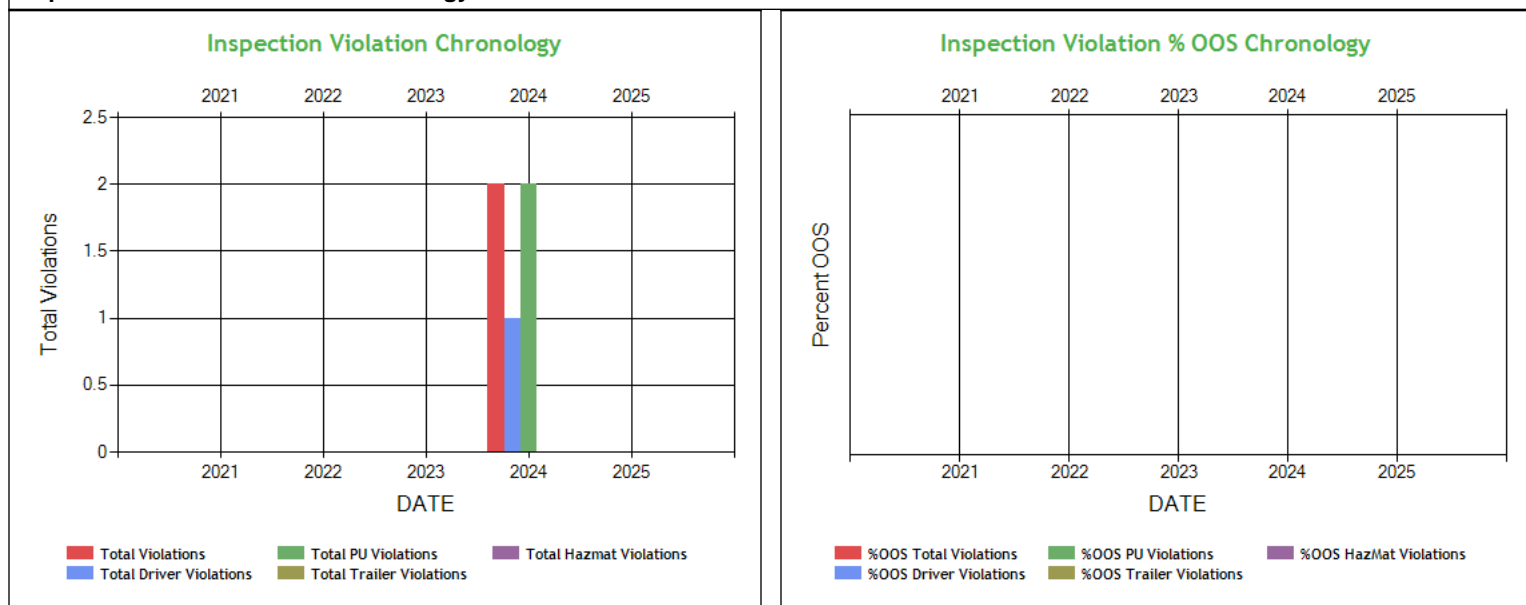
2025	May (Partial)	0	0.00%	0	0.00%	0	0.00%	1	100.00%	0	0.00%	0	0.00%	1	100.00%
Totals		0	0.00%	0	0.00%	0	0.00%	1	100.00%	0	0.00%	0	0.00%	1	100.00%

Hot Spot Analysis

State	County	Level	Count	Percentage
IL	Fayette	2	1	100.00%

Report generated using the last 12 full months of inspection data

Inspection Violation % OOS Chronology - Chart [ToC](#)

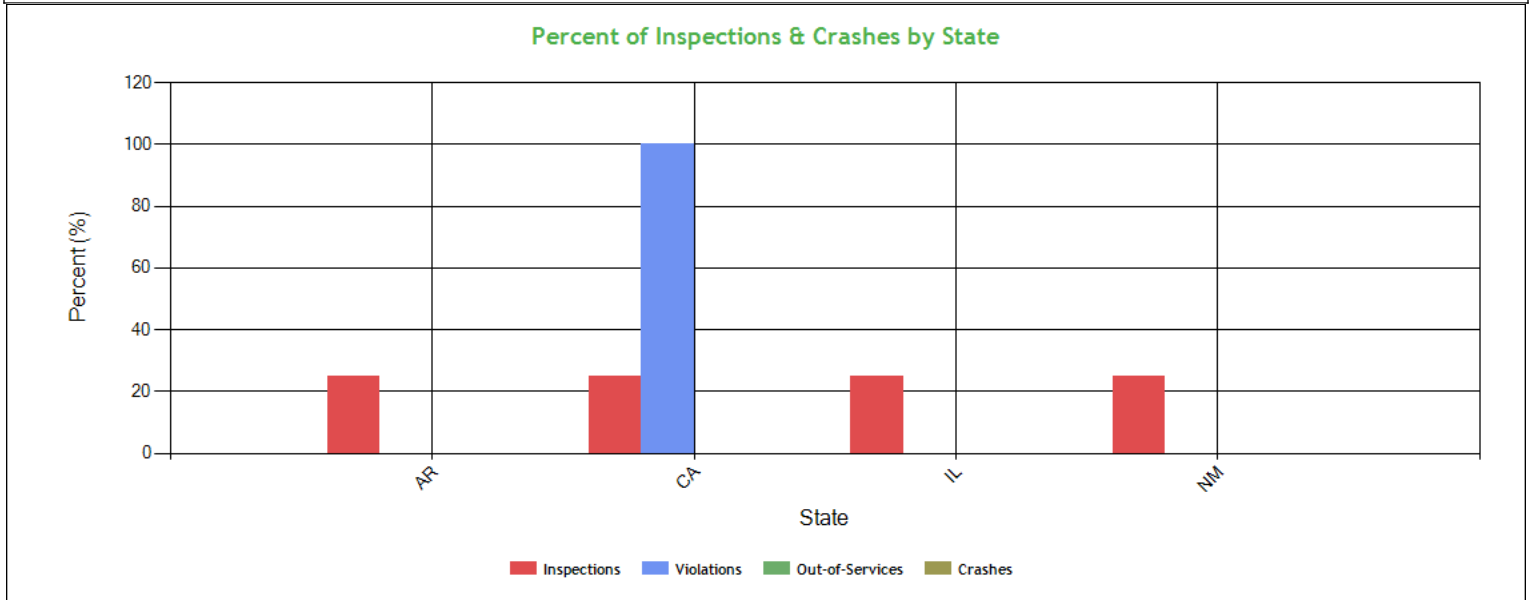


Inspection Violation % OOS Chronology - Table [ToC](#)

	2021	2022	2023	2024	2025
Total Violations	0	0	0	2	0
Total Out Of Services	0	0	0	0	0
%OOS Total Violations	0	0	0	0	0
Total Driver Violations	0	0	0	1	0
Total Driver Out Of Services	0	0	0	0	0
%OOS Driver Violations	0	0	0	0	0
Total PU Violations	0	0	0	2	0
Total PU Out Of Services	0	0	0	0	0
%OOS PU Violations	0	0	0	0	0
Total Trailer Violations	0	0	0	0	0
Total Trailer Out Of Services	0	0	0	0	0
%OOS Trailer Violations	0	0	0	0	0
Total Hazmat Violations	0	0	0	0	0
Total Hazmat Out Of Services	0	0	0	0	0
%OOS HazMat Violations	0	0	0	0	0



Percent of Insp & Crash by State - Chart ToC



Percent of Insp & Crash by State - Table (based on Inspection data from the last 4 years) ToC

State	Inspections		Violations		Out-of-Services		Crashes	
	Total	Percent	Total	Percent	Total	Percent	Total	Percent
	4	100	2	100	0	100	0	100
AR	1	25	0	0	0	0	0	0
CA	1	25	2	100	0	0	0	0
IL	1	25	0	0	0	0	0	0
NM	1	25	0	0	0	0	0	0

VIN Insp Summary by State (based on inspection from the last 2 years) ToC

VIN	Insp	Viol Pts	Counts in each State							
			AR		CA		IL		NM	
			Insp	Viol Pts	Insp	Viol Pts	Insp	Viol Pts	Insp	Viol Pts
TOTALS	12/15*	4/5**	1	0	1	5	1	0	1	0
1XKYD49X8PJ264929	4	5	1	0	1	5	1	0	1	0
3UTVS253XM8200613	2	0	0	0	0	0	1	0	1	0
1GRAA0628JW123866	1	0	1	0	0	0	0	0	0	0

*<Total number of inspections for these 3 VIN(s)>/n<Total number of inspections for these 4 state(s)>

**<Total severity sum for these 3 VIN(s)>/n<Total severity sum for these 4 state(s)>

Violations By Unit Type ToC

of Violations: 2 Total Severity: 5 based on inspections in the last 2 years

Violation Unit: Driver	# of Violations: 1	Total Severity: 4	% of Total: 80%
Viol. Group: Speeding 2	# of Violations: 1	Total Severity: 4	% of Total: 80%
Violation	Number of Occurrences	Viol. Severity	Total Severity
392.2SLLS2:State/Local Laws - Speeding 6-10 miles per hour ov	1	4	4
Violation Unit: Power Unit	# of Violations: 1	Total Severity: 1	% of Total: 20%
Viol. Group: Windshield/ Glass/ Markings	# of Violations: 1	Total Severity: 1	% of Total: 20%
Violation	Number of Occurrences	Viol. Severity	Total Severity
393.60C:Damaged or discolored windshield	1	1	1



Equipment Ownership ToC Equipment Ownership (based on MCS-150 dated 11/8/2025)					
	Trucks	Tractors	Trailers	Motor Coaches	Vans
Owned	0	1	1	0	0
Term Leased	0	0	0	0	0
Trip Leased	0	0	0	0	0
Total No.	0	1	1	0	0

Equipment Details Power Units ToC									
VIN	Latest Insp Date	Year	Make	Model	Body Class	Body Type	Axles	Len	Fuel Type
1XKYD49X8PJ264929	05/29/2025	2023	KENWORTH	T680	Truck-Tractor	-	-	-	-

Equipment Details Trailers									
VIN	Latest Insp Date	Year	Make	Model	Body Class	Body Type	Axles	Len	Fuel Type
3UTVS253XM8200613	05/29/2025	2021	UTILITY TRAILER MANUFACTURER	Utility Trailer Manufacturer	Trailer	Van Trailer	2	53	-
1GRAA0628JW123866	02/04/2023	2018	GREAT DANE TRAILERS	Great Dane Trailers	Trailer	Box or Van Enclosed Trailer	2	06	Not Applicable

Vehicle Age ToC				
Year	# Power Units	PU Percentage	# Trailers	Trailres Percentage
2023	1	100.00%	0	0.00%
2021	0	0.00%	1	100.00%

Based on 24 months of inspection data, see the live report for more options

States of Power Unit Registrations ToC				
State	AR	CA	IL	NM
Number of Power Units	1	1	1	1

Equipment Acquisitions - Table ToC						
	Power Units inspected for 1st time in past 12 months	Power Units inspected for 1st time in past 24 months	Power Units inspected during entire date range	Trailers inspected for 1st time in past 12 months	Trailers inspected for 1st time in past 24 months	Trailers inspected during entire date range
Unique VINs	1	1	1	1	1	2
Unique License Plates	1	1	1	1	1	2
License Plate States	1	1	1	1	1	1



Driver Details ToC Driver Details (based on MCS-150 dated 11/8/2025)			
	Within 100 mi	Beyond 100 mi	TOTAL
# Drivers Interstate	0	1	1
# Drivers Intrastate	0	0	0
TOTAL	0	1	/
Avg. # Trip Lease Drivers/Mo: 0 # Drivers Grand Total: 1 # Drivers Commercially Licensed: 1			

Shared VIN Summary ToC

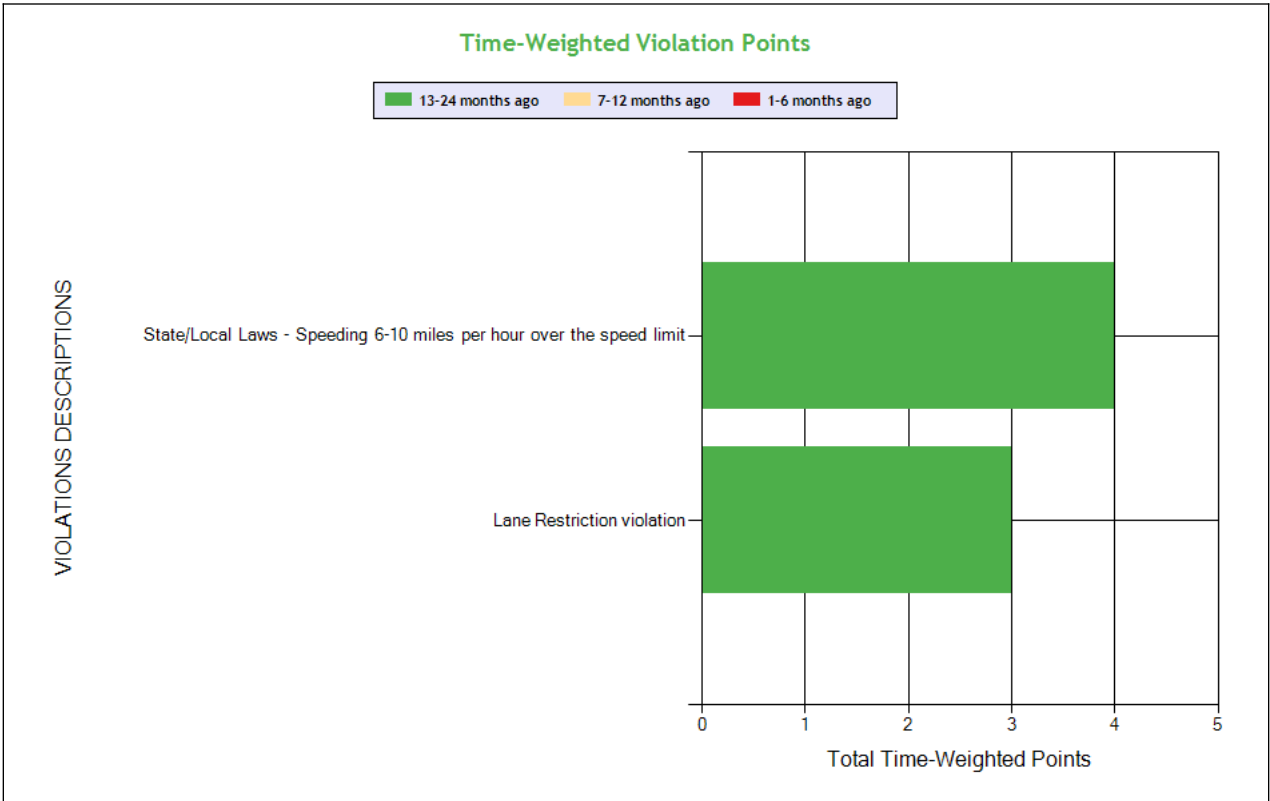
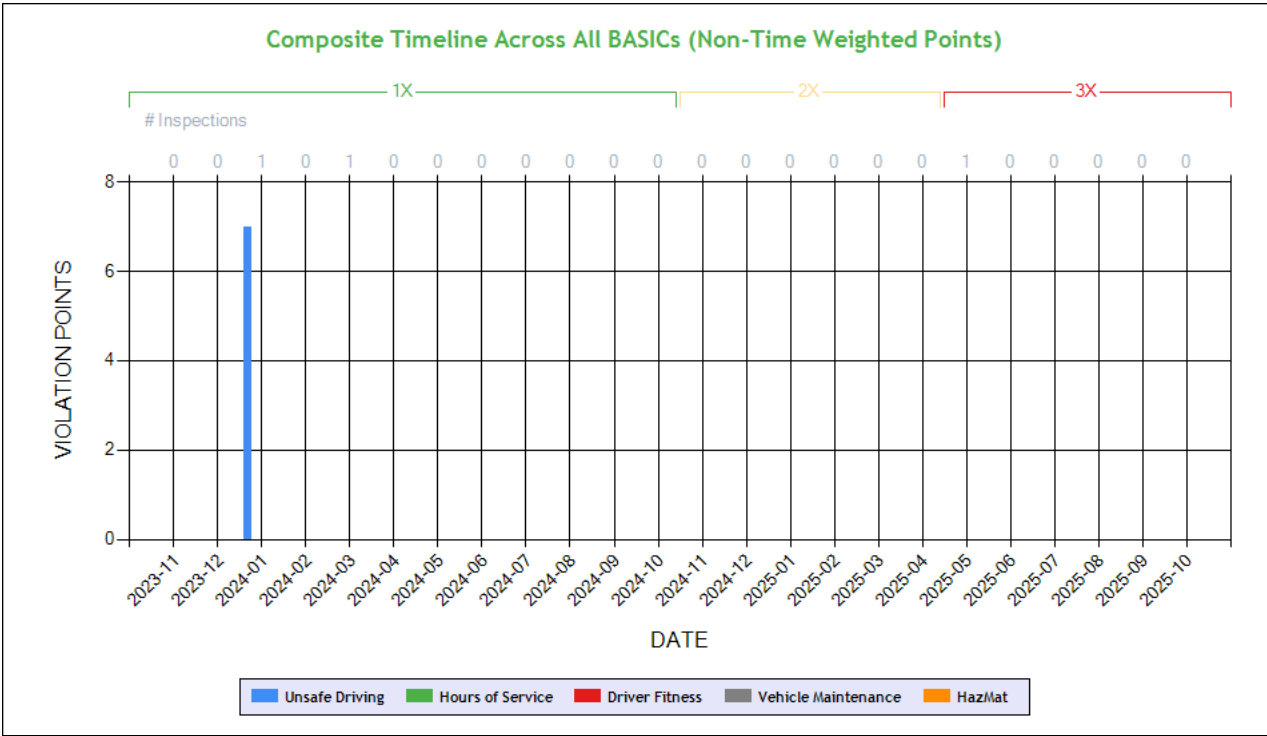
No Data

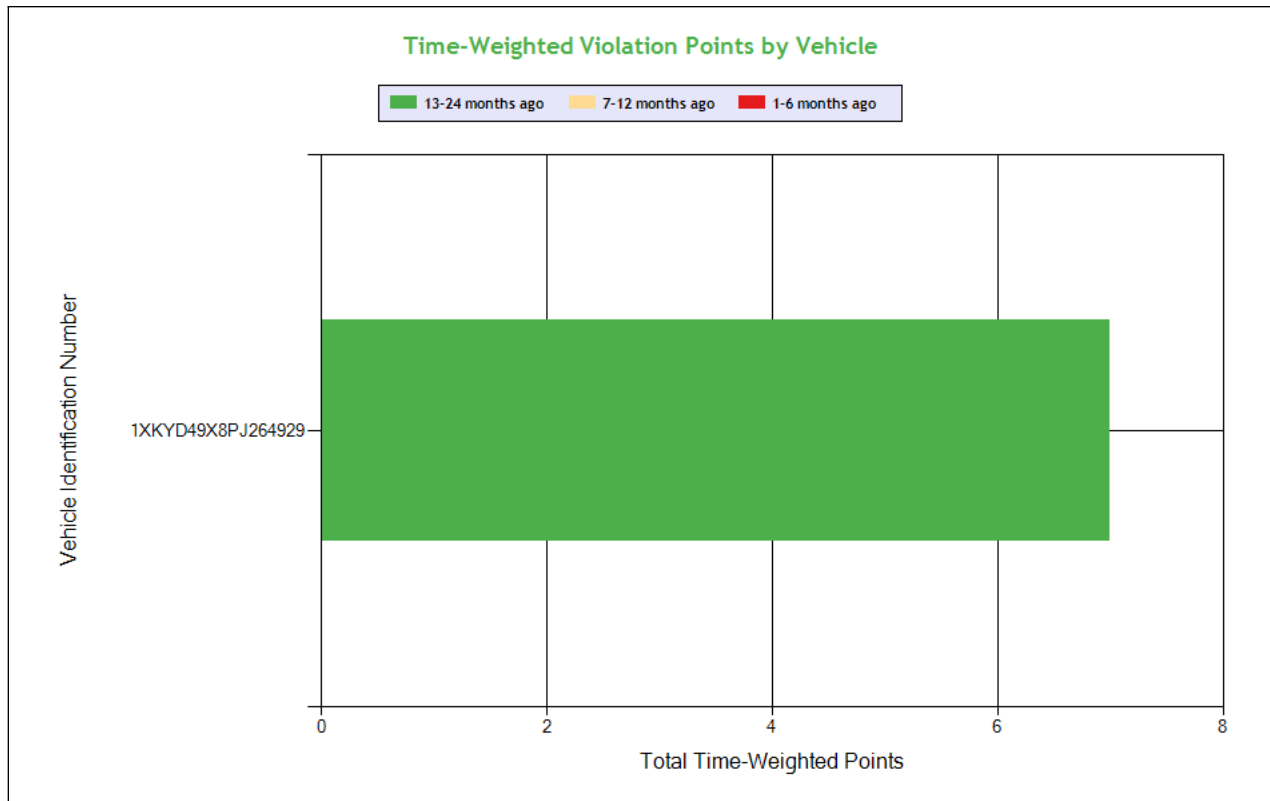
SHIPPERS DETAIL **ToC** based on Inspection results for the last 4 years

Shipper Name	Number of Inspections	Shipper Name	Number of Inspections
No Shipper listed	2	MILNE SALES	1
SUN PACIFIC MARKETING	1		



Carrier Underwriting Report Safety Summary ToC





See the Excel file for the complete analysis

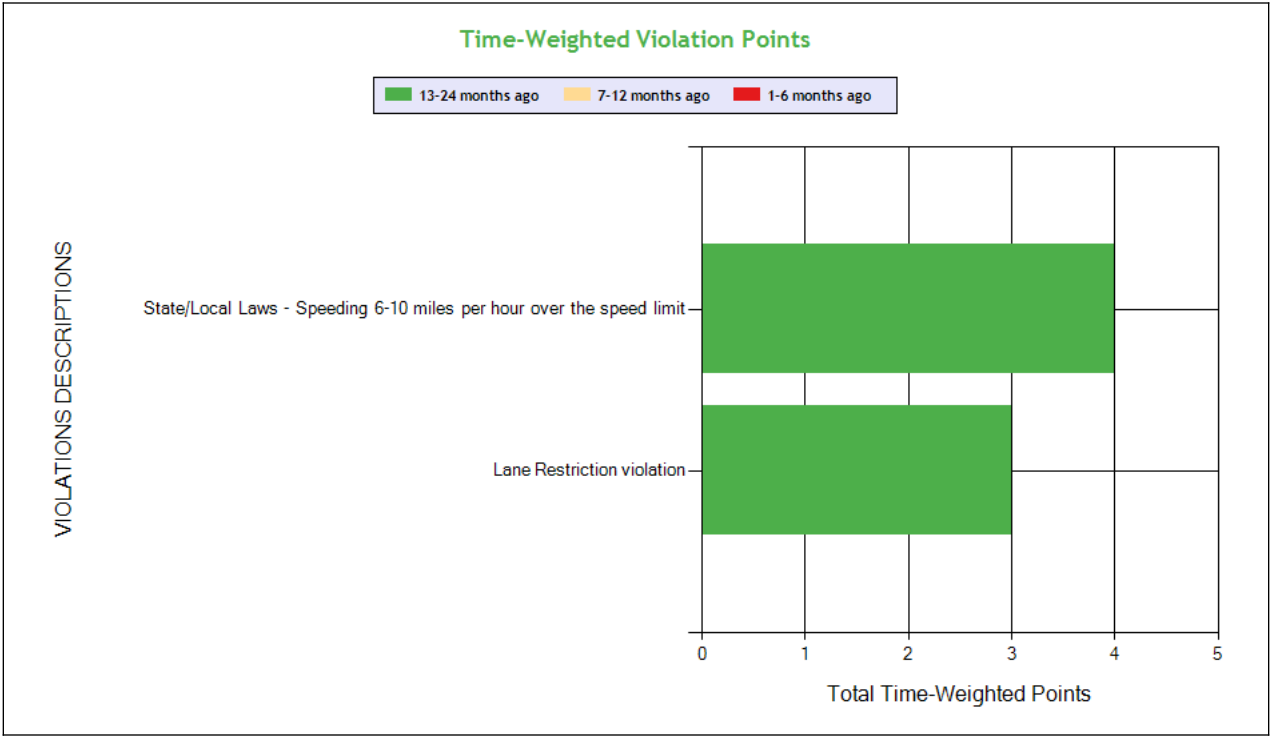
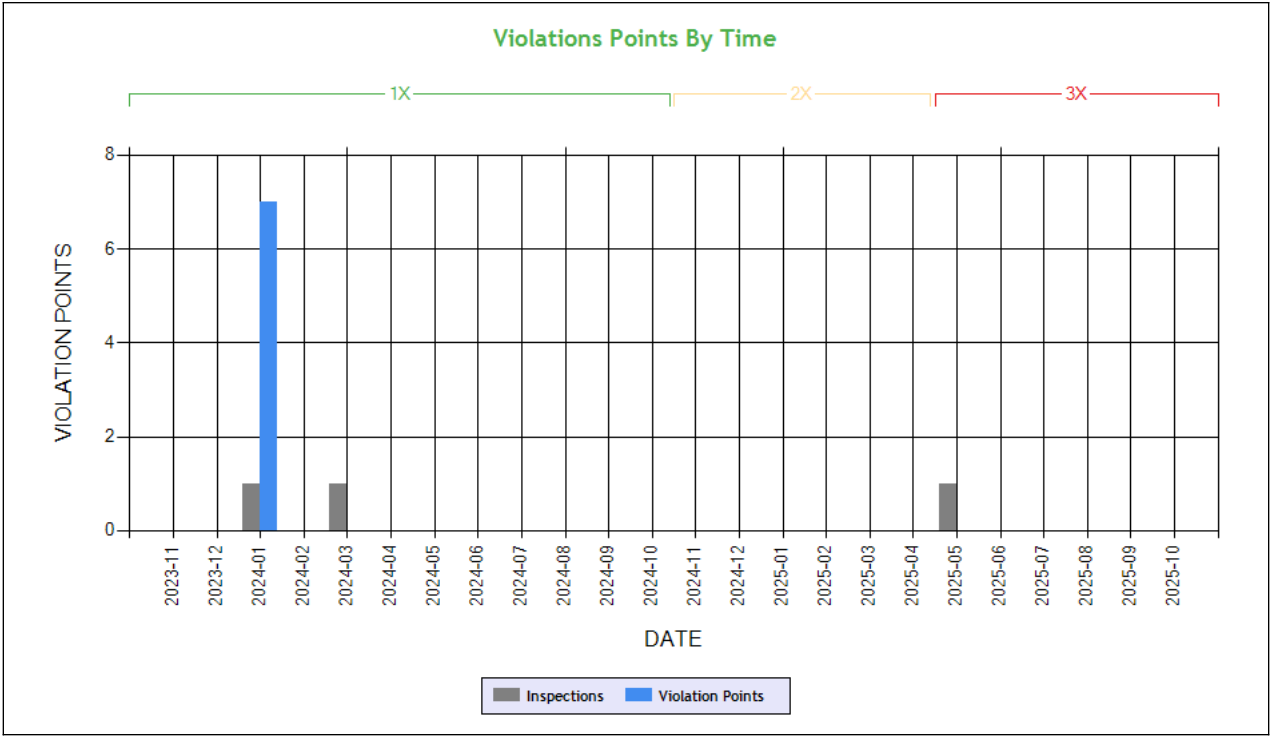
Violations is in (1-6/7-12/13-24mo)

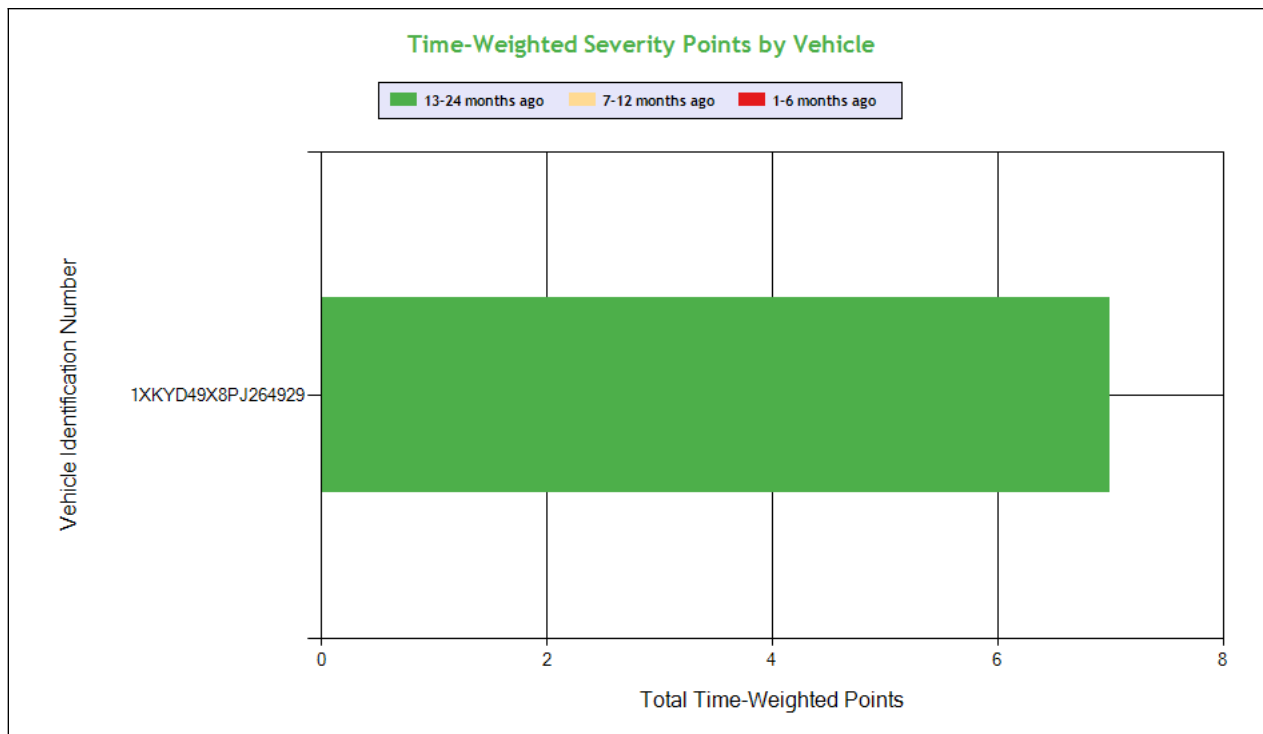
Shaded = Out Of Service Violation				
Violation Group			Speeding 2	Misc Violations
Violation Description	Total Time-weighted Points by VIN	% of Total Time-weighted Points by VIN	State/Local Laws - Speeding 6-10 miles per hour over the speed limit	Lane Restriction violation
Driver Resp			Yes	Yes
Total Time-weighted Points			4	3
% Total Time-Wt Pts			57.14	42.86
1XKYD49X8PJ264929	7	100	4 (0/0/1)	3 (0/0/1)



SAFETY ANALYSIS ToC

Unsafe Driving





See the Excel file for the complete analysis

Violations is in (1-6/7-12/13-24mo)

Shaded = Out Of Service Violation				
Violation Group			Speeding 2	Misc Violations
Violation Description	Total Time-weighted Points by VIN	% of Total Time-weighted Points by VIN	State/Local Laws - Speeding 6-10 miles per hour over the speed limit	Lane Restriction violation
Driver Resp			Yes	Yes
Total Time-weighted Points			4	3
% Total Time-Wt Pts			57.14	42.86
1XKYD49X8PJ264929	7	100	4 (0/0/1)	3 (0/0/1)

HOS Compliance

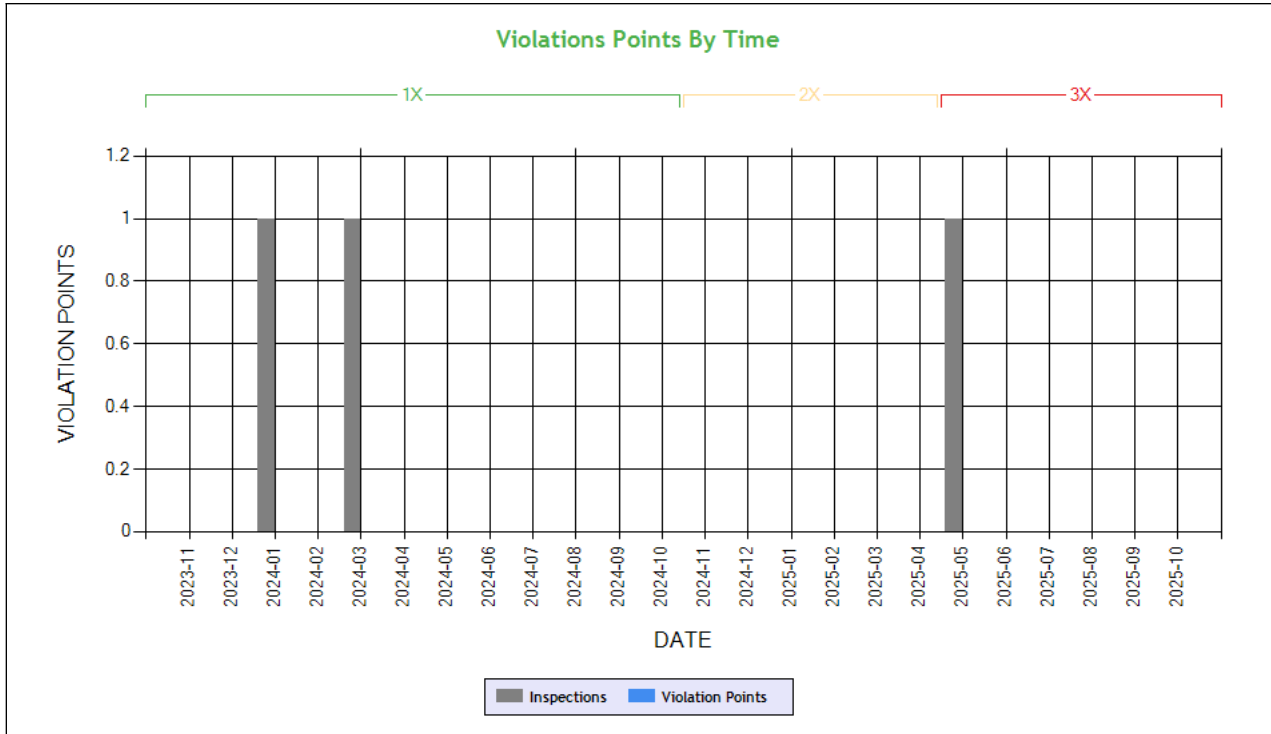
Time-Weighted Violation Points - no data available to draw a chart

Time-Weighted Severity Points by Vehicle - no data available to draw a chart

See the Excel file for the complete analysis

Violations is in (1-6/7-12/13-24mo)

Shaded = Out Of Service Violation		
Violation Group		



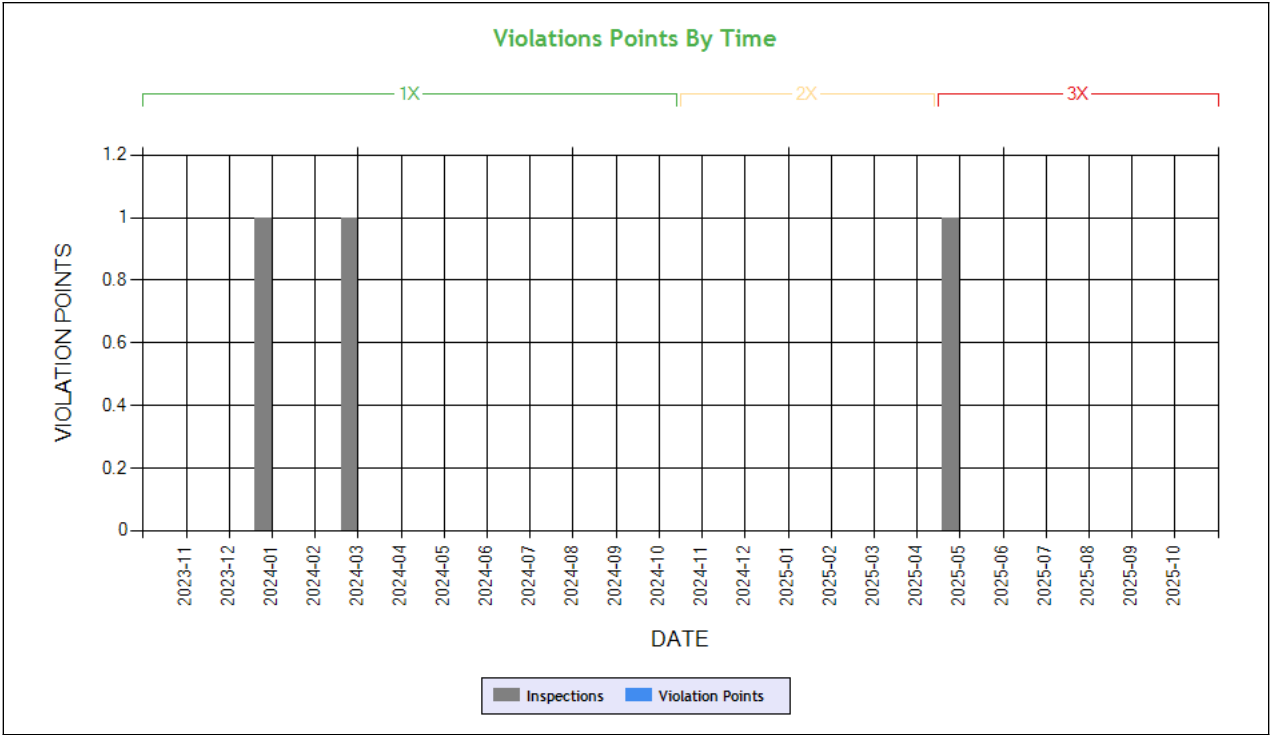
Carrier Software
 1-800-646-5152
 info@CarrierSoftware.com

CONFIDENTIAL - Intended for use by Amerigo Insurance Agency - Date: 12/3/2025
BAJWA TRANSLINE INC - DOT# 3992716 / MC1498310

Violation Description	Total Time-weighted Points by VIN	% of Total Time-weighted Points by VIN
Driver Resp		
Total Time-weighted Points		
% Total Time-Wt Pts		



Driver Fitness



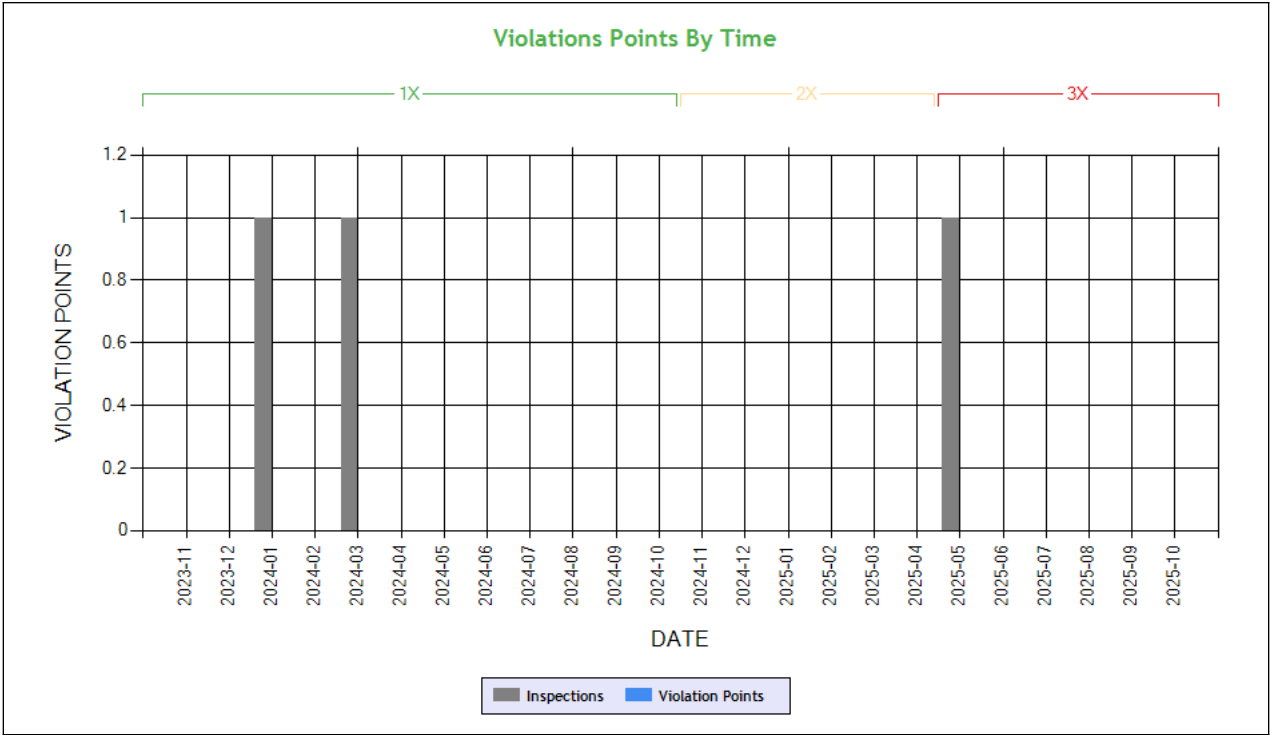
Time-Weighted Violation Points - no data available to draw a chart
Time-Weighted Severity Points by Vehicle - no data available to draw a chart

See the Excel file for the complete analysis # Violations is in (1-6/7-12/13-24mo)

Shaded = Out Of Service Violation		
Violation Group		
Violation Description	Total Time-weighted Points by VIN	% of Total Time-weighted Points by VIN
Driver Resp		
Total Time-weighted Points		
% Total Time-Wt Pts		



Vehicle Maintenance



Time-Weighted Violation Points - no data available to draw a chart
Time-Weighted Severity Points by Vehicle - no data available to draw a chart

See the Excel file for the complete analysis # Violations is in (1-6/7-12/13-24mo)

Shaded = Out Of Service Violation		
Violation Group		
Violation Description	Total Time-weighted Points by VIN	% of Total Time-weighted Points by VIN
Driver Resp		
Total Time-weighted Points		
% Total Time-Wt Pts		

COLOR CODED CRASH TABLE ToC

No crashes have been reported by the DOT on this Motor Carrier
INSPECTIONS WITH SHARED EQUIPMENT:
No Data



LEGEND

Vehicle Information

Inspection for DOT # being analyzed

Inspection for Different DOT #

Crash Information for specific VIN

INSPECTION DETAILS for ALL Inspections

PDF shows the first 100 Power Unit & Trailer VINs with most recent inspections using data from the last 4 years

POWER UNIT Inspections Section

VIN: 1XKYD49X8PJ264929			Unit: Truck Tractor		Year: 2023	Make: KENWORTH		
DOT No: 3992716		Docket No: MC1498310		Name: BAJWA TRANSLINE INC		Interstate: Yes		
Date	Unit License	Unit Lic State	Violation Unit	Violation Description		Severity	OOS	Citation
05/29/2025	YP79097	CA	-	-		-	-	-
03/03/2024	YP79097	CA	-	-		-	-	-
01/30/2024	YP79097	CA	1	393.60C - Damaged or discolored windshield		1	No	
01/30/2024	YP79097	CA	D	392.2SLLS2 - State/Local Laws - Speeding 6-10 miles per hour over the speed limit		4	No	
02/04/2023	YP79097	CA	-	-		-	-	-

TRAILER Inspections Section

VIN: 1XKYD49X8PJ264929			Unit: Truck Tractor		Year: 2023	Make: KENWORTH		
DOT No: 3992716		Docket No: MC1498310		Name: BAJWA TRANSLINE INC		Interstate: Yes		
Date	Unit License	Unit Lic State	Violation Unit	Violation Description		Severity	OOS	Citation
05/29/2025	YP79097	CA	-	-		-	-	-
03/03/2024	YP79097	CA	-	-		-	-	-
01/30/2024	YP79097	CA	1	393.60C - Damaged or discolored windshield		1	No	
01/30/2024	YP79097	CA	D	392.2SLLS2 - State/Local Laws - Speeding 6-10 miles per hour over the speed limit		4	No	
02/04/2023	YP79097	CA	-	-		-	-	-

Inspection Summary By Month (based on inspections from the last 4 years) ToC

Year-Month	Number of Inspections	Number of Power Units	Total Violations	Total OOS Inspections	Total Severity Points	Number of Crashes
2025-05	1	1	0	0	0	0
2024-03	1	1	0	0	0	0
2024-01	1	1	3	0	5	0
2023-02	1	1	0	0	0	0

Note: The most recent month's counts may not include all the inspections for that month.

VIN Inspection Violation Details ToC

# of VINs: 2 # of Insp: 2 Severity Weight: 6 Avg. Weight/VIN: 3.0 (based on inspections in the last 4 years, showing top 50 VINs inspected most recently)						
VIN 1XKYD49X8PJ264929		# of Inspections: 1	Total Severity: 5		Percentage of Total: 83.33%	Avg. Weight Per Inspection: 5.0



Inspection Date	Inspection ID	Inspection State	Location Description	Total Severity	# of Violations	Shipper Name	Inspection Level	Post Accident	Out of Service
01/30/2024	80735696	CA	KINGSBURG	5	2		3	No	No
BASIC		Unit Type		Severity		Description		Out of Service	
Unsafe Driving		Truck Tractor		4		392.2SLLS2:State/Local Laws - Speeding 6-10 miles per hour ov		No	
Vehicle Maintenance		Truck Tractor		1		393.60C:Damaged or discolored windshield		No	
VIN 3UTVS253XM8200613		# of Inspections: 1		Total Severity: 1		Percentage of Total: 16.67%		Avg. Weight Per Inspection: 1.0	
Inspection Date	Inspection ID	Inspection State	Location Description	Total Severity	# of Violations	Shipper Name	Inspection Level	Post Accident	Out of Service
01/30/2024	80735696	CA	KINGSBURG	1	1		3	No	No
BASIC		Unit Type		Severity		Description		Out of Service	
Vehicle Maintenance		Semi Trailer		1		393.60C:Damaged or discolored windshield		No	

Inspection History ToC						
Inspection Date	Report Number	Report State	PU VIN	TR VIN	Severity Weight	Time Weight
05/29/2025	5000660028	IL	1XKYD49X8PJ264929 - Truck Tractor	3UTVS253XM8200613 - Semi Trailer		3
03/03/2024	887401RK2D	NM	1XKYD49X8PJ264929 - Truck Tractor	3UTVS253XM8200613 - Semi Trailer		1
01/30/2024	UBG2003193	CA	1XKYD49X8PJ264929 - Truck Tractor	3UTVS253XM8200613 - Semi Trailer		1
Power Unit Violation - Unsafe Driving Violation: 392.2SLLS2 - State Speeding 6-10 mph					4	
Power Unit Violation - Vehicle Maintenance Violation: 393.60C - Damaged or discolored windshield					1	
02/04/2023	593C002833	AR	1XKYD49X8PJ264929 - Truck Tractor	1GRAA0628JW123866 - Semi Trailer		0
Only the first 20 inspections are shown. See the live report for more data.						

Crash Hot Spots ToC					
State	Level 1 (lowest crash frequency)	Level 2	Level 3	Level 4	Level 5 (highest crash frequency)
California	0	1	0	0	0
Illinois	0	0	0	0	1
Total	0	1	0	0	1
Company Level: 4					

Equipment and Driver Details ToC						
MCS-150 Date	Equipment (Owned/Leased/Trip)			Driver Details		
	Tractors	Straight Trucks	Trailers	CDL's	Interstate	Intrastate
11/08/2025	1/0/0	0/0/0	1/0/0	1	1	0
06/09/2025	1/0/0	0/0/0	1/0/0	1	1	0
06/03/2024	1/0/0	0/0/0	1/0/0	1	1	0
06/03/2023	1/0/0	0/0/0	0/1/0	1	1	0
01/09/2023	1/0/0	0/0/0	0/1/0	1	1	0
12/01/2022	1/0/0	0/0/0	0/1/0	1	1	0

Chameleon ToC
Something went wrong while generating Chameleon