



## Table of Contents

1. Overview	2. BASIC Scores History
3. BASIC Measures	4. KPI: BASIC Measures by Cargo Group
5. Estimated ISS Score	6. Investigation Results
7. Penalties History	8. Acute Critical Violations
9. Red Flag Violation Details	10. DOT Registration Information
11. DOT MCS-150 History	12. Crash Summary
13. Inspection Summary	14. KPI: Inspection Viol OOS Rates by Cargo Group
15. FHWA Registration Information	16. FHWA Insurance Information
17. FHWA Authorities	18. Severe Violations
19. Violation Report	20. Violation Summary
21. Violation Enforcement Chronology	22. Inspection Violations & OOS Counts
23. Radius Of Operation	24. Inspection & Crash Locations
25. Cargo Hot Spots	26. Inspection Violations & OOS Chronology
27. Percent of Insp & Crash by State	28. VIN Insp Summary by State
29. Violations By Unit Type	30. Equipment Ownership
31. Equipment Details	32. Vehicle Age
33. States of Power Unit Registrations	34. Equipment Acquisitions
35. Driver Details	36. Shared VIN Summary
37. Shipper Table	38. Safety Summary
39. Safety Details	40. Crash Detail Color Coded
41. Inspections with Shared Equipment	42. Inspection Tabular Details
43. Inspection Summary By Month	44. VIN Inspection Violation Details
45. Inspection History	46. Crash Hot Spots
47. DOT MCS-150 History Equipment and Driver Details	48. Chameleon



**Business Address**

4163 W ANDREWS AVE  
FRESNO, CA  
93722

**Contact Info**

(747)-303-8888  
  
SISHANSINGH0079@GMAIL.COM

**FHWA Address**

4163 W ANDREWS AVE  
FRESNO, CA, 93722  
**Phone:** (747)-303-8888

**Mailing Address**

4163 W ANDREWS AVE  
FRESNO, CA  
93722

**Overview ToC**

**Operating Status:** AUTHORIZED FOR Property  
One other company viewed this DOT in the past two months  
**Crash/PU ratio:** 0.0%  
**Clean Inspection ratio:** 66.67%

**Estimated BASIC Scores (as of 6/30/2025)**

	Unsafe Driving	Hours of Service	Driver Fitness	Controlled Sub. and Alcohol	Vehicle Maintenance	HM Compliance	Crash
<b>Relative Scores</b>	0% ○	0% ⬆	0% ○	0% ○	0% ○	0% ○	0% ○
<b>Alert Status</b>	No	No	No	No	No	No	No



**Estimated Inspection Selection System (ISS) Score: 1**  
**Category: Pass**

**BASIC Scores History - Unsafe Driving ToC**

There are no Scores for this BASIC

**BASIC Scores History - Hours of Service ToC**

There are no Scores for this BASIC

**BASIC Scores History - Driver Fitness ToC**

There are no Scores for this BASIC

**BASIC Scores History - Controlled Substance ToC**

There are no Scores for this BASIC



**BASIC Scores History - Vehicle Maintenance ToC**

There are no Scores for this BASIC

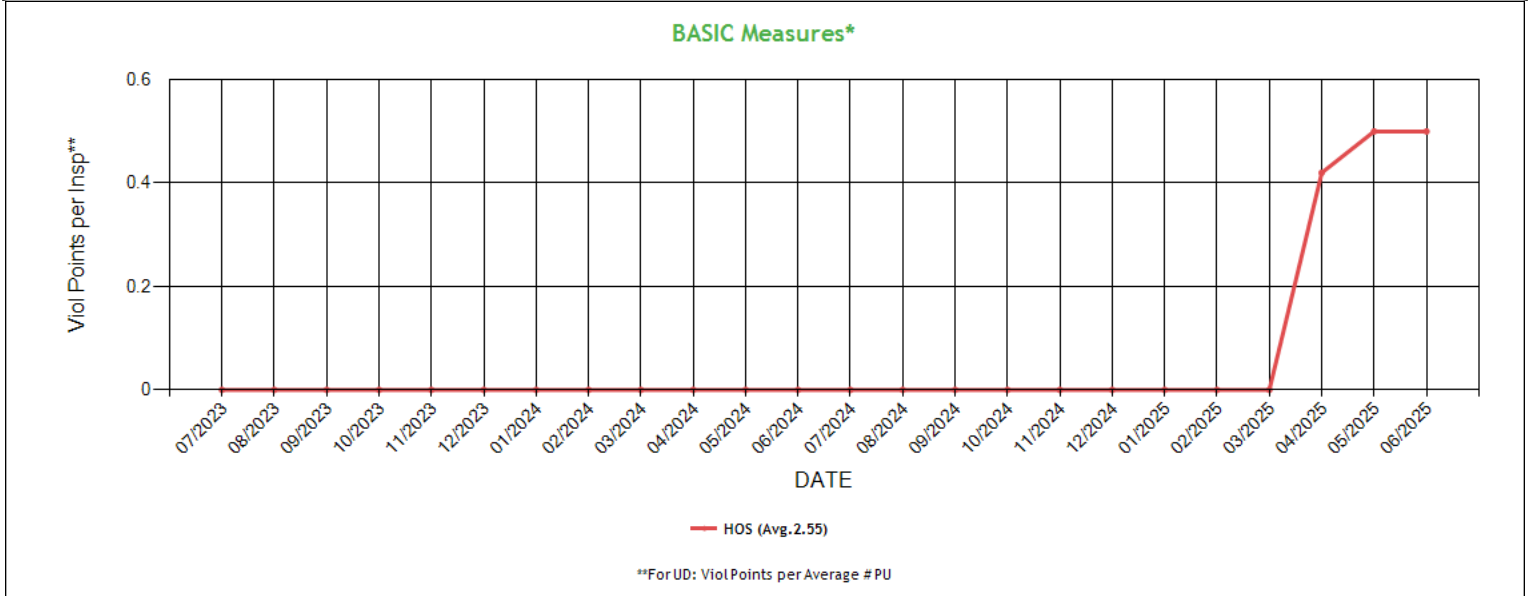
**BASIC Scores History - Crash ToC**

There are no Scores for this BASIC

**BASIC Scores History - Hazmat ToC**

There are no Scores for this BASIC

**BASIC Measures: Violation Points per Inspection Trends ToC**



\* BASIC Measures are the absolute SMS scores that are compared within each Safety Event Group to determine the BASIC Score percentiles. Averages based on fleets with 1-5 power units.



**BASIC Measures \* - Table ToC**

UD-Unsafe Driving, HOS-Hours of Service, DF-Driver Fitness, CS-Controlled Substances, VM-Vehicle Maintenance

Date	UD Measure	UD AC	UD with Viol	HOS Measure	HOS AC	HOS with Viol	DF Measure	DF AC	DF with Viol	CS Measure	CS AC	CS with Viol	VM Measure	VM AC	VM with Viol
06/2025	0.00	N	0	0.50	N	1	0.00	N	0	0.00	N	0	0.00	N	0
05/2025	0.00	N	0	0.50	N	1	0.00	N	0	0.00	N	0	0.00	N	0
04/2025	0.00	N	0	0.42	N	1	0.00	N	0	0.00	N	0	0.00	N	0
03/2025	0.00	N	0	0.00	N	0	0.00	N	0	0.00	N	0	0.00	N	0
02/2025	0.00	N	0	0.00	N	0	0.00	N	0	0.00	N	0	0.00	N	0
01/2025	0.00	N	0	0.00	N	0	0.00	N	0	0.00	N	0	0.00	N	0
12/2024	0.00	N	0	0.00	N	0	0.00	N	0	0.00	N	0	0.00	N	0
11/2024	0.00	N	0	0.00	N	0	0.00	N	0	0.00	N	0	0.00	N	0
10/2024	0.00	N	0	0.00	N	0	0.00	N	0	0.00	N	0	0.00	N	0
09/2024	0.00	N	0	0.00	N	0	0.00	N	0	0.00	N	0	0.00	N	0
08/2024	0.00	N	0	0.00	N	0	0.00	N	0	0.00	N	0	0.00	N	0
07/2024	0.00	N	0	0.00	N	0	0.00	N	0	0.00	N	0	0.00	N	0
06/2024	0.00	N	0	0.00	N	0	0.00	N	0	0.00	N	0	0.00	N	0
05/2024	0.00	N	0	0.00	N	0	0.00	N	0	0.00	N	0	0.00	N	0
04/2024	0.00	N	0	0.00	N	0	0.00	N	0	0.00	N	0	0.00	N	0
03/2024	0.00	N	0	0.00	N	0	0.00	N	0	0.00	N	0	0.00	N	0
02/2024	0.00	N	0	0.00	N	0	0.00	N	0	0.00	N	0	0.00	N	0
01/2024	0.00	N	0	0.00	N	0	0.00	N	0	0.00	N	0	0.00	N	0
12/2023	0.00	N	0	0.00	N	0	0.00	N	0	0.00	N	0	0.00	N	0
11/2023	0.00	N	0	0.00	N	0	0.00	N	0	0.00	N	0	0.00	N	0
10/2023	0.00	N	0	0.00	N	0	0.00	N	0	0.00	N	0	0.00	N	0
09/2023	0.00	N	0	0.00	N	0	0.00	N	0	0.00	N	0	0.00	N	0
08/2023	0.00	N	0	0.00	N	0	0.00	N	0	0.00	N	0	0.00	N	0
07/2023	0.00	N	0	0.00	N	0	0.00	N	0	0.00	N	0	0.00	N	0
06/2023	0.00	N	0	0.00	N	0	0.00	N	0	0.00	N	0	0.00	N	0

\* BASIC Measures are the absolute SMS scores that are compared within each Safety Event Group to determine the BASIC Score percentiles.

**KPI: BASIC Measures by Fleet Size and Cargo Group ToC**

Fleet Size: 1-5 PUs

	Unsafe Driving		Hours of Service		Driver Fitness		Controlled Substance		Vehicle Maintenance		HM Compliance		Crash	
Cargo Group (Companies)	Avg.	Comp. to Avg.	Avg.	Comp. to Avg.	Avg.	Comp. to Avg.	Avg.	Comp. to Avg.	Avg.	Comp. to Avg.	Avg.	Comp. to Avg.	Avg.	Comp. to Avg.
Bulk Goods (248820)	0.75	Better	0.21	Worse	0.13	Better	0.01	Better	1.67	Better	0.01	Better	0.06	Better
General Freight (487163)	0.79	Better	0.22	Worse	0.20	Better	0.01	Better	1.87	Better	0.01	Better	0.06	Better
GAGAN TRUCKLINE INC	0.00		0.50		0.00		0.00		0.00		0.00		0.00	

Estimated ISS Score: **1 Pass** ToC About the Inspection Selection System



**Estimated ISS Score History - Table ToC**

Date	Estimated ISS Score	Recommendation	Algorithm
07/04/2025	1	Pass	Safety Algorithm
06/06/2025	1	Pass	Safety Algorithm
04/25/2025	1	Pass	Safety Algorithm
03/28/2025	72	Optional Inspect	Insufficient Data Algorithm
02/28/2025	72	Optional Inspect	Insufficient Data Algorithm
01/31/2025	72	Optional Inspect	Insufficient Data Algorithm
12/27/2024	72	Optional Inspect	Insufficient Data Algorithm
11/29/2024	72	Optional Inspect	Insufficient Data Algorithm
10/25/2024	72	Optional Inspect	Insufficient Data Algorithm
09/27/2024	72	Optional Inspect	Insufficient Data Algorithm
08/30/2024	72	Optional Inspect	Insufficient Data Algorithm
07/26/2024	64	Optional Inspect	Insufficient Data Algorithm
06/28/2024	67	Optional Inspect	Insufficient Data Algorithm
05/31/2024	68	Optional Inspect	Insufficient Data Algorithm
04/26/2024	63	Optional Inspect	Insufficient Data Algorithm
03/29/2024	63	Optional Inspect	Insufficient Data Algorithm
02/23/2024	63	Optional Inspect	Insufficient Data Algorithm
01/26/2024	63	Optional Inspect	Insufficient Data Algorithm
12/29/2023	63	Optional Inspect	Insufficient Data Algorithm
11/24/2023	63	Optional Inspect	Insufficient Data Algorithm
10/27/2023	63	Optional Inspect	Insufficient Data Algorithm
09/29/2023	63	Optional Inspect	Insufficient Data Algorithm
08/25/2023	63	Optional Inspect	Insufficient Data Algorithm
07/28/2023	63	Optional Inspect	Insufficient Data Algorithm
06/30/2023	63	Optional Inspect	Insufficient Data Algorithm

**Investigation Results ToC**

No Investigations reported on FMCSA website

**Penalties History ToC**

There is a problem with the Penalties data on FMCSA website.

**Acute Critical Violations (Based on Investigations as per CSA Methodology Appendix A) ToC**

No Data

No red flag violations in the last 24 months



**DOT Registration Information: The following information on this specific DOT # is from the Federal DOT (as of Operating Authority**

DOT Registration: 05/30/2023		Total Power Units: 1		Total Trucks: 1		Total Trailers: 0		Total Passenger Vehicles: 0	
Status	Entity Type	Organization Type	Nation		Total Cars		Drivers / CDL Drivers		
A	C	-	US		0		1* / 1		
MCS-150 Date	Op Codes	Shipper Op Codes	Shipper HazMat Op Codes		Latest Review Type		Latest Review Document Number(Date)		
09/17/2024	A						()		
MCS-150 Mileage (Year)	Record Update Date	Transports Hazmats	DOT Census Date		Recordable Accident Rate		Preventable Accident Rate		
57,884 (2023)	09/17/2024	N	05/30/2023		0%		0%		
MCS-151 Mileage	Safety Rating (Date)	SEA Accident	SEA Driver		SEA Vehicle		SEA Management		
0	None (None)	0%	0%		0%		0%		
Classification Codes		Cargo Carried (per MCS-150)							
Authorized-For-Hire		General Freight, Fresh Produce							

DOT MCS-150 History ToC			(as of 09/23/2024 DOT census)						
Census Date	MCS-150 Date	MCS-150 Mileage	VMT Year	Power Units	Drivers	Trailers	Company Rep1	Company Rep2	Email
9/23/2024	9/17/2024	57884	2023	1	1	-	SISHAN SINGH		SISHANSINGH0079@GMAIL.COM
7/9/2023	7/7/2023	1	2022	1	1	0	SISHAN SINGH		SISHANSINGH0079@GMAIL.COM
6/9/2023	6/1/2023	1	2022	1	1	0	SISHAN SINGH		SISHANSINGH0079@GMAIL.COM

**Crash Summary Chart ToC**Crashes Summary - Chart (based on all available crash data)

No Data

Crashes Summary - Table (based on all available crash data) ToC										
	TOTAL	Last 6 months	7-12 months	13-18 months	19-24 months	25-30 months	30-36 months	37-41 months	42-48 months	Over 49 months
Total Reportable	0	0	0	0	0	0	0	0	0	0
Fatalities	0	0	0	0	0	0	0	0	0	0
Injuries	0	0	0	0	0	0	0	0	0	0
Tow Away	0	0	0	0	0	0	0	0	0	0
With Citations	0	0	0	0	0	0	0	0	0	0
Federal Recordable	0	0	0	0	0	0	0	0	0	0
Preventable	0	0	0	0	0	0	0	0	0	0
Crash per Pwr Unit	-	0.0%	0.0%	0.0%	0.0%	0.0%	0.0%	0.0%	0.0%	-

Inspection Summary ToC			
The following inspection information is based on results for 24 months prior to: 07/21/2025. Please note that the total inspections number is not necessarily the total of the vehicle, driver and hazmat inspections, as one inspection may have included any combination of the below inspections.			
Overall	Vehicle	Driver	Hazmat
(Please note that the total inspections number is not necessarily the total of the vehicle, driver and hazmat inspections, as one inspection may have included any combination of the below inspections)  Total Inspections: 3 Total Out of Service: 0  Out of Service: 0% National Average: 21.02% Difference: -21.02%	Total Inspections: 0 Total Out of Service: 0  Out of Service: 0.00% National Average: 25.28% Difference: -25.28%	Total Inspections: 3 Total Out of Service: 0  Out of Service: 0.00% National Average: 6.65% Difference: -6.65%	Total Inspections: 0 Total Out of Service: 0  Out of Service: 0.00% National Average: 2.52% Difference: -2.52%



**KPI: Inspection Viol OOS Rates by Cargo Group ToC**

Cargo Group	OVERALL		VEHICLE		DRIVER		HAZMAT	
	Average	Compared to Average	Average	Compared to Average	Average	Compared to Average	Average	Compared to Average
Bulk Goods	24.24%	Better	22.54%	Better	9.10%	Better	0.12%	Better
General Freight	28.92%	Better	25.17%	Better	12.79%	Better	0.16%	Better
GAGAN TRUCKLINE INC	0%		0%		0%		0%	

**FHWA Registration Information: The following data on this Motor Carrier is from the Federal Hwy Administration (as of 7/22/2025)**

Docket Number	DOT Number	Company Name	DBA Name	Address	City	State	Country	ZIP Code
MC1553958	4083322	GAGAN TRUCKLINE INC		4163 W ANDREWS AVE	FRESNO	CA	US	93722
Phone Number	Fax Number	Mail Address	Mail City	Mail State	Mail Contry	Mail ZIP Code	Mail Phone Number	Mail Fax Number
(747)-303-8888		4163 W ANDREWS AVE	FRESNO	CA	US	93722		
Date of Last Change	Freight	Passenger	Household Goods	Active Authority	Pending Authority	Revocation Pending Authority		
7/22/2025	Y	N	N	/ Common /	/	/ Common /		

**Insurance Required (as of 07/22/2025) ToC**

Docket Number	Insurance Type	Insurance Required	Insurance on File
MC1553958	BIPD	\$750k	\$750k
MC1553958	Cargo	No	No
MC1553958	Bond	No	No

**Active / Pending Insurance (as of 07/22/2025)**

Docket Number	Form	Type	Insurance Carrier	Policy/Surety	Coverage From	Coverage To	Required	On File	Effective Date	Cancel Date
MC1553958	91X	BIPD/Primary	SOUTHLAKE SPECIALTY INSURANCE COMPANY	TMA81000277	\$0k	\$750k	\$750k	\$750k	08/17/2024	08/17/2025

**Insurance History (as of 07/22/2025)**

Docket Number	Form	Type	Insurance Carrier	Policy/Surety	Coverage From	Coverage To	Effective Date From	Effective Date To
MC1553958	91X	BIPD/Primary	SOUTHLAKE SPECIALTY INSURANCE COMPANY	TMA71001715	\$0k	\$750k	08/17/2023	08/17/2024 Cancelled

**FHWA Authorities (as of 07/22/2025) ToC**

Docket#	L&I Name	Active Authority	Inactive Authority	Pending Authority	Revocation Pending Authority	Freight	Passenger	Household Goods
MC1553958	GAGAN TRUCKLINE INC	Common /			Common /	Yes	No	No



**Authority History (as of 07/22/2025)**

Docket Number	Sub	Auth Type	Original Action	Disposition
MC1553958		COMMON	INVOLUNTARY REVOCATION 7/22/2024 12:00:00 AM	DISCONTINUED REVOCATION 8/19/2024 12:00:00 AM
MC1553958		COMMON	GRANTED 8/23/2023 12:00:00 AM	

**Severe Violations (i.e. those with >= 8 points) - Chart [ToC](#)**

No Data

**Severe Violations (i.e. those with >= 8 points) - Table**

No Data

**Violation Report [ToC](#)**

Inspection Date	Inspection State	BASIC	Violation Description	OOS	VIN	Severity Points
04/06/2025	AR	Hours-Of-Service	395.30B1ELDDFR - HOS (ELD) - DRIVER FAILING TO REVIEW RECORDS AND CERTIFY THE ACCURACY OF THE INFORMATION.	No	3AKJHHDR3JSJJ1935	1
05/03/2024	IA	-	392.2SLLEWA1 - State/Local Laws - Excessive Weight - 1-2500 Lbs Over On An Axle/Axle Groups.	No	3AKJHHDR3JSJJ1935	0

No filters were applied when generating this report, see the live report for more options.

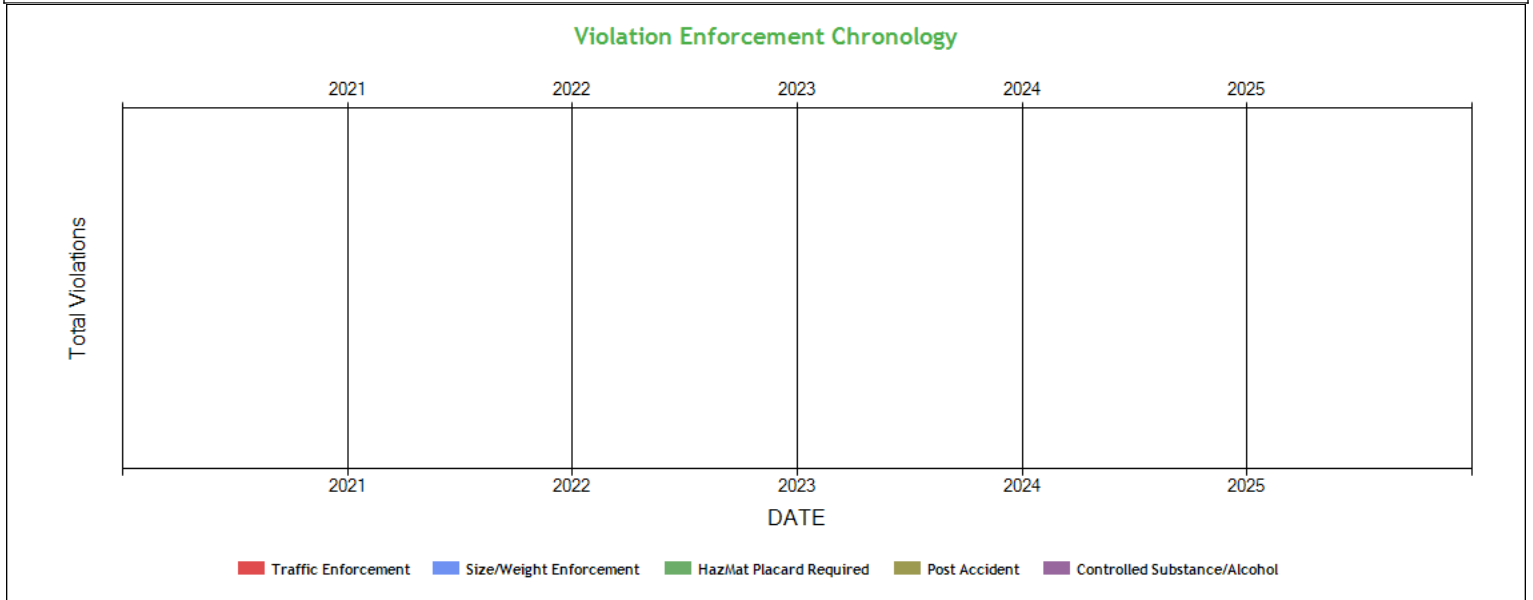
**Violation Summary [ToC](#)**

BASIC	Violation Group	Code	Description	# of Violations	# of OOS Violations	Severity Points
Hours-Of-Service (HOS) Compliance	Other Log/Form & Manner	395.30B1ELDDFR	HOS (ELD) - DRIVER FAILING TO REVIEW RECORDS AND CERTIFY THE ACCURACY OF THE INFORMATION.	1	0	1
	Not used in SMS Calculation	392.2SLLEWA1	State/Local Laws - Excessive Weight - 1-2500 Lbs Over On An Axle/Axle Groups.	1	0	0

No filters were applied when generating this report, see the live report for more options.



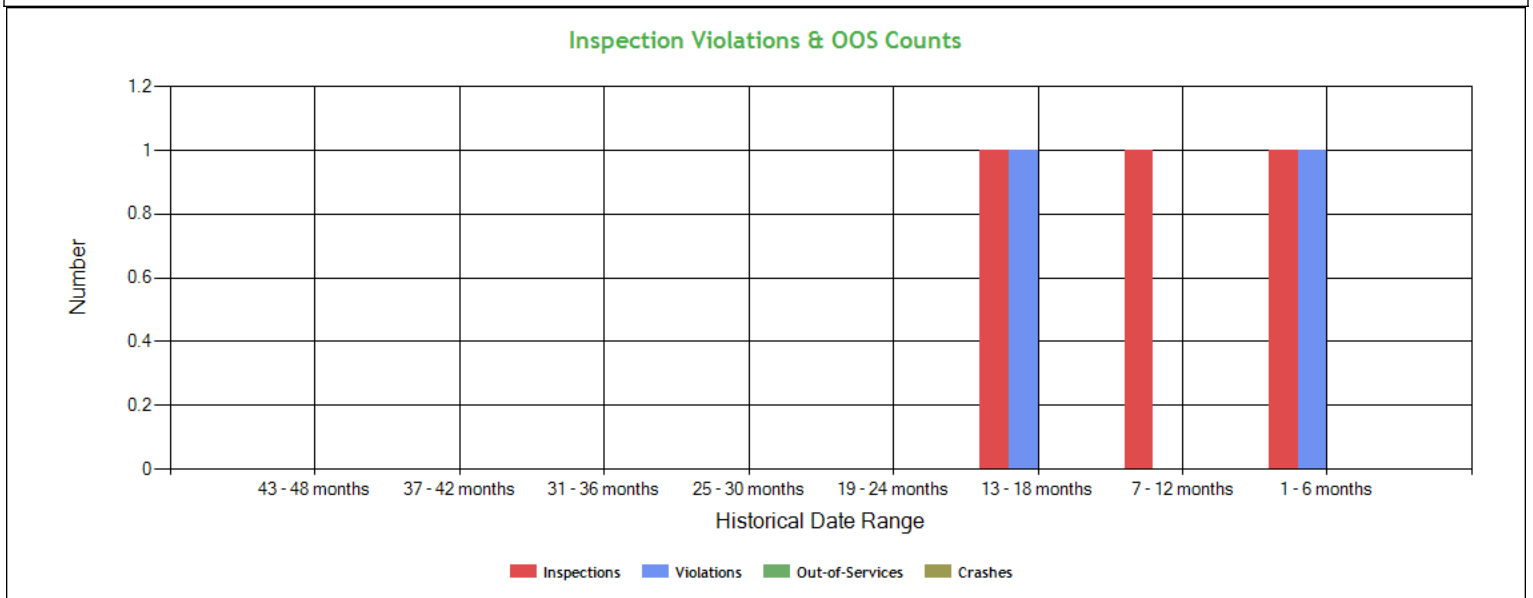
**Violation Enforcement Chronology - Chart ToC**



**Violation Enforcement Chronology - Table ToC**

	2021	2022	2023	2024	2025
Traffic Enforcement	0	0	0	0	0
Size/Weight Enforcement	0	0	0	0	0
HazMat Placard Required	0	0	0	0	0
Post Accident	0	0	0	0	0
Controlled Substance/Alcohol	0	0	0	0	0

**Inspection Violations & OOS Counts - Chart ToC**





**Inspection Violations & OOS Counts - Table** [ToC](#)

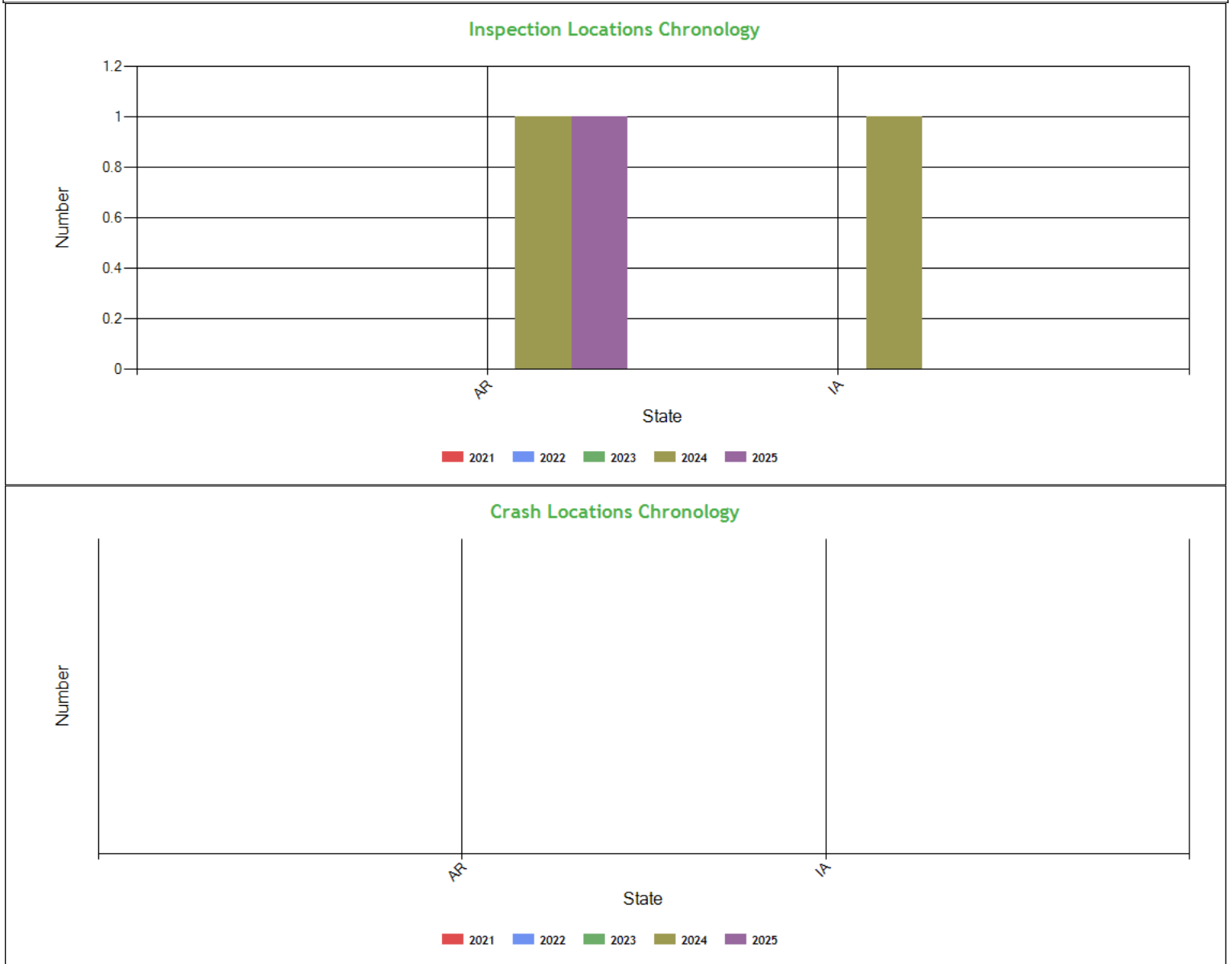
Date Range	Inspections	Violations	Out-of-Services	Crashes
<b>TOTAL</b>	3	2	0	0
1 - 6 months	1	1	0	0
7 - 12 months	1	0	0	0
13 - 18 months	1	1	0	0
19 - 24 months	0	0	0	0
25 - 30 months	0	0	0	0
31 - 36 months	0	0	0	0
37 - 42 months	0	0	0	0
43 - 48 months	0	0	0	0

**Radius of Operation (based on Inspections and Crashes during the past 3 years)** [ToC](#)

	Total	Drive between 0 and 50 miles radius	Drive between 51 and 200 miles radius	Drive between 201 and 300 miles radius	Drive between 301 and 400 miles radius	Drive between 401 and 500 miles radius	Drive between 501 and 600 miles radius	Drive beyond 600 miles radius
<b>Power Units (i.e. unique VINs)</b>	1	0	0	0	0	0	0	1
<b>Percent</b>	100%	0%	0%	0%	0%	0%	0%	100%



## Inspection & Crash Locations - Chart ToC



## Inspection & Crash Locations - Table ToC

State	Inspections					Violations					Out-of-Services					Crashes				
	2021	2022	2023	2024	2025	2021	2022	2023	2024	2025	2021	2022	2023	2024	2025	2021	2022	2023	2024	2025
TOTAL	0	0	0	2	1	0	0	0	1	1	0	0	0	0	0	0	0	0	0	0
AR	0	0	0	1	1	0	0	0	0	1	0	0	0	0	0	0	0	0	0	0
IA	0	0	0	1	0	0	0	0	1	0	0	0	0	0	0	0	0	0	0	0

## Hot Spot Summary ToC

Year	Month	Level 5	Level 5 %	Level 4	Level 4 %	Level 3	Level 3 %	Level 2	Level 2 %	Level 1	Level 1 %	Level 0	Level 0 %	Levels 1 - 5	Levels 1 - 5 %
2025	April (Partial)	0	0.00%	0	0.00%	0	0.00%	0	0.00%	1	50.00%	0	0.00%	1	50.00%
2024	July	0	0.00%	0	0.00%	0	0.00%	0	0.00%	1	50.00%	0	0.00%	1	50.00%



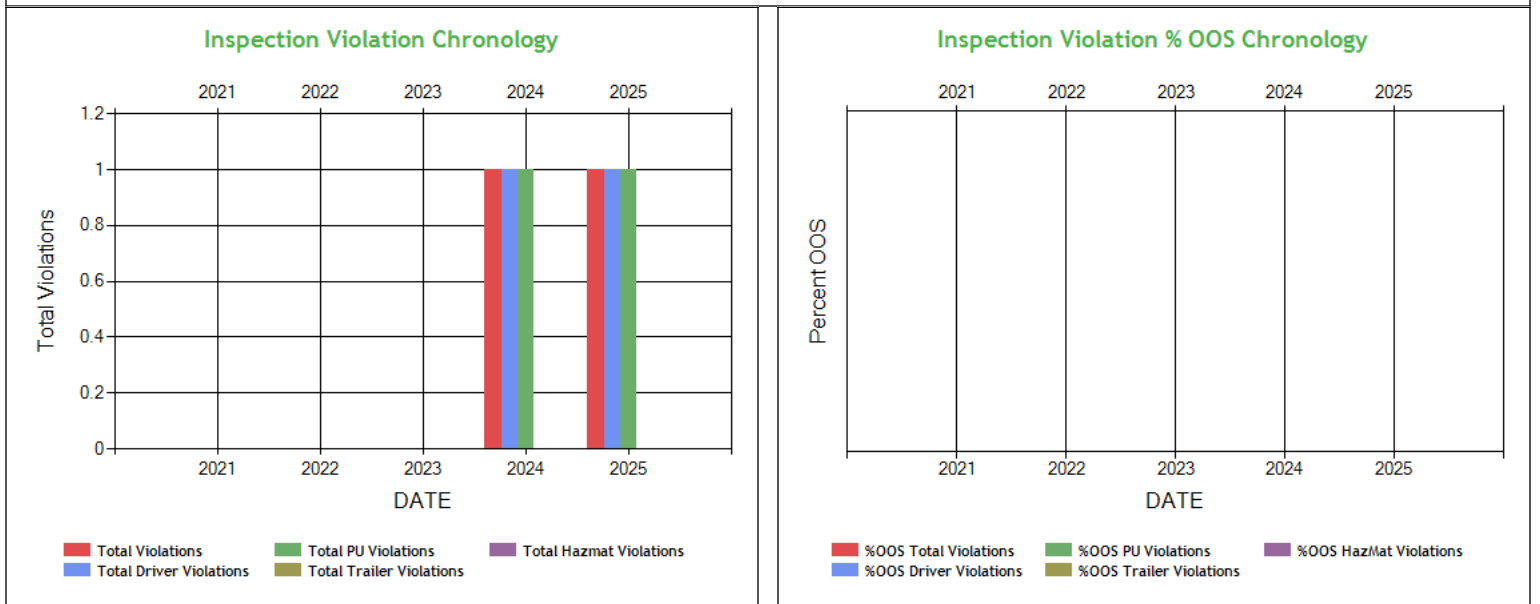
Totals	0	0.00%	0	0.00%	0	0.00%	0	0.00%	2	100.00%	0	0.00%	2	100.00%
--------	---	-------	---	-------	---	-------	---	-------	---	---------	---	-------	---	---------

### Hot Spot Analysis

State	County	Level	Count	Percentage
AR	Crawford	1	2	100.00%

Report generated using the last 12 full months of inspection data

### Inspection Violation % OOS Chronology - Chart [ToC](#)

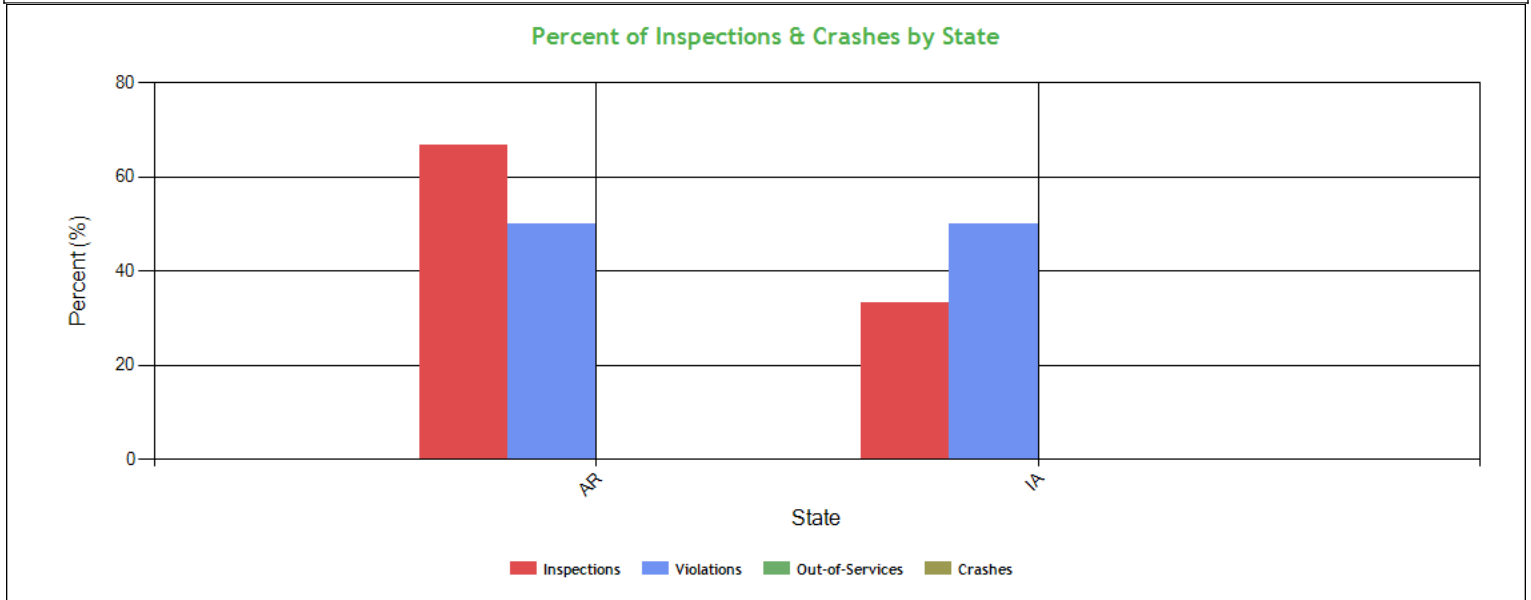


### Inspection Violation % OOS Chronology - Table [ToC](#)

	2021	2022	2023	2024	2025
Total Violations	0	0	0	1	1
Total Out Of Services	0	0	0	0	0
%OOS Total Violations	0	0	0	0	0
Total Driver Violations	0	0	0	1	1
Total Driver Out Of Services	0	0	0	0	0
%OOS Driver Violations	0	0	0	0	0
Total PU Violations	0	0	0	1	1
Total PU Out Of Services	0	0	0	0	0
%OOS PU Violations	0	0	0	0	0
Total Trailer Violations	0	0	0	0	0
Total Trailer Out Of Services	0	0	0	0	0
%OOS Trailer Violations	0	0	0	0	0
Total Hazmat Violations	0	0	0	0	0
Total Hazmat Out Of Services	0	0	0	0	0
%OOS HazMat Violations	0	0	0	0	0



Percent of Insp & Crash by State - Chart ToC



Percent of Insp & Crash by State - Table (based on inspection data from the last 4 years) ToC

State	Inspections		Violations		Out-of-Services		Crashes	
	Total	Percent	Total	Percent	Total	Percent	Total	Percent
	3	100	2	100	0	100	0	100
AR	2	66.7	1	50	0	0	0	0
IA	1	33.3	1	50	0	0	0	0

VIN Insp Summary by State (based on inspection from the last 2 years) ToC

VIN	Insp	Viol Pts	Counts in each State			
			AR		IA	
			Insp	Viol Pts	Insp	Viol Pts
TOTALS	6/ 2*	3/ 1**	2	1	1	0
3AKJHHDR3JSJJ1935	3	1	2	1	1	0
1GRAA062XHW701184	1	0	1	0	0	0
*<Total number of inspections for these 2 VIN(s)>/n<Total number of inspections for these 2 state(s)>						
**<Total severity sum for these 2 VIN(s)>/n<Total severity sum for these 2 state(s)>						

Violations By Unit Type ToC

# of Violations: 2 Total Severity: 1 based on inspections in the last 2 years

Violation Unit: Driver	# of Violations: 2	Total Severity: 1	% of Total: 100%
Viol. Group: Other Log/Form & Manner	# of Violations: 1	Total Severity: 1	% of Total: 100%
Violation	Number of Occurrences	Viol. Severity	Total Severity
395.30B1ELDDFR:HOS (ELD) - DRIVER FAILING TO REVIEW RECORDS AND C	1	1	1
Viol. Group: Not used in SMS Calculation	# of Violations: 1	Total Severity: 0	% of Total: 0%
392.2SLEWA1:State/Local Laws - Excessive Weight - 1-2500 Lbs O	1	0	0



### Equipment Ownership **ToC**Equipment Ownership (based on MCS-150 dated 9/17/2024)

	Trucks	Tractors	Trailers	Motor Coaches	Vans
Owned	0	1	0	0	0
Term Leased	0	0	0	0	0
Trip Leased	0	0	0	0	0
Total No.	0	1	0	0	0

### Equipment Details Power Units **ToC**

VIN	Latest Insp Date	Year	Make	Model	Body Class	Body Type	Axles	Len	Fuel Type
3AKJHHDR3JSJ J1935	04/06/2025	2018	FREIGHTLINER	New Cascadia 126" Sleepercab	Truck-Tractor	-	-	-	Diesel

### Equipment Details Trailers

VIN	Latest Insp Date	Year	Make	Model	Body Class	Body Type	Axles	Len	Fuel Type
1GRAA062XHW 701184	04/06/2025	2017	GREAT DANE	Great Dane Trailers	Trailer	-	2	53	-
1UYVS2538EU7 72603	05/03/2024	2014	UTILITY	Utility Trailer Manufacturer	Trailer	Van Trailer	2	53	-

### Vehicle Age **ToC**

Year	# Power Units	PU Percentage	# Trailers	Trailres Percentage
2018	1	100.00%	0	0.00%
2017	0	0.00%	1	50.00%
2014	0	0.00%	1	50.00%

Based on 24 months of inspection data, see the live report for more options

### States of Power Unit Registrations **ToC**

State	AR	IA
Number of Power Units	1	1

### Equipment Acquisitions - Table **ToC**

	Power Units inspected for 1st time in past 12 months	Power Units inspected for 1st time in past 24 months	Power Units inspected during entire date range	Trailers inspected for 1st time in past 12 months	Trailers inspected for 1st time in past 24 months	Trailers inspected during entire date range
Unique VINs	1	1	1	1	2	2
Unique License Plates	1	1	1	1	2	2
License Plate States	1	1	1	1	1	1

### Driver Details **ToC**Driver Details (based on MCS-150 dated 9/17/2024)

	Within 100 mi	Beyond 100 mi	TOTAL
# Drivers Interstate	0	1	1
# Drivers Intrastate	0	0	0
TOTAL	0	1	/

Avg. # Trip Lease Drivers/Mo: 0 # Drivers Grand Total: 1 # Drivers Commercially Licensed: 1



**Shared VIN Summary**    **ToC**

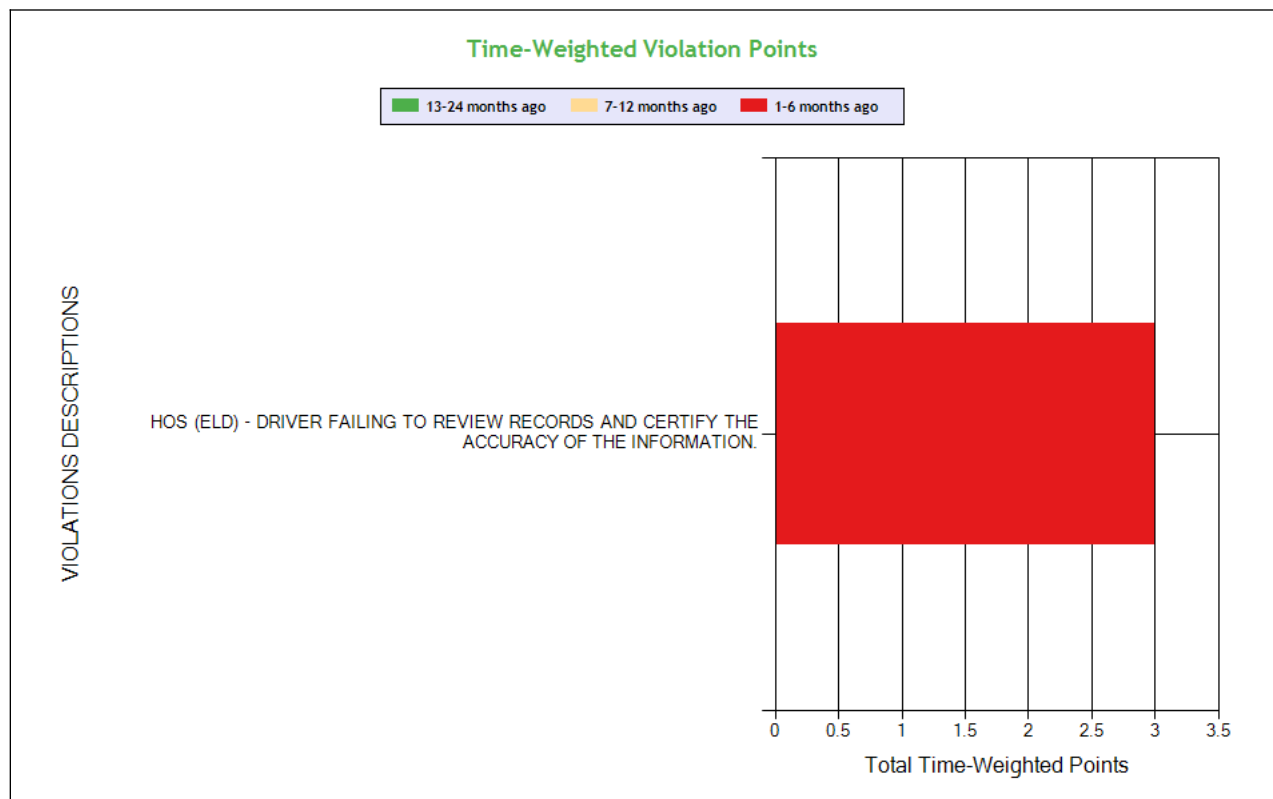
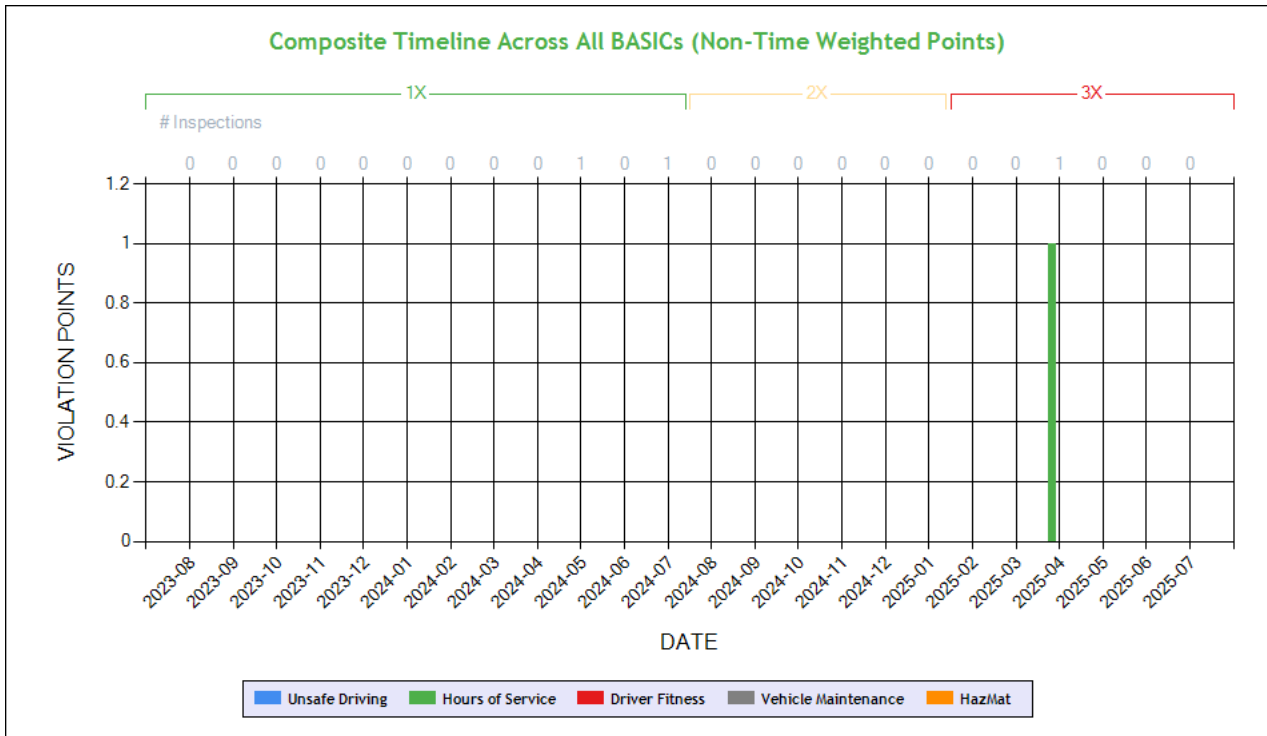
No Data

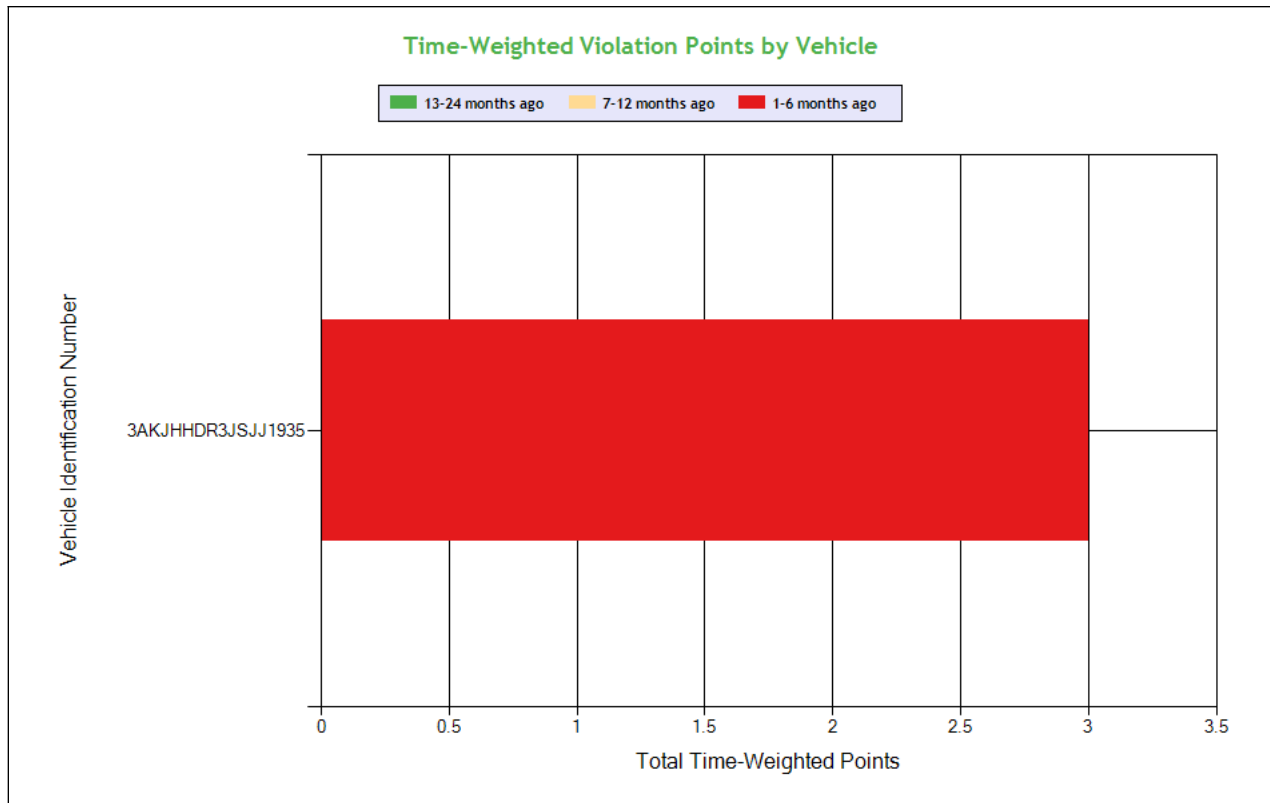
**SHIPPERS DETAIL**    **ToC** based on Inspection results for the last 4 years

Shipper Name	Number of Inspections	Shipper Name	Number of Inspections
No Shipper listed	1	GRIMWAY	1
WESTSIDE PRODUCE	1		



## Carrier Underwriting Report Safety Summary ToC





See the Excel file for the complete analysis

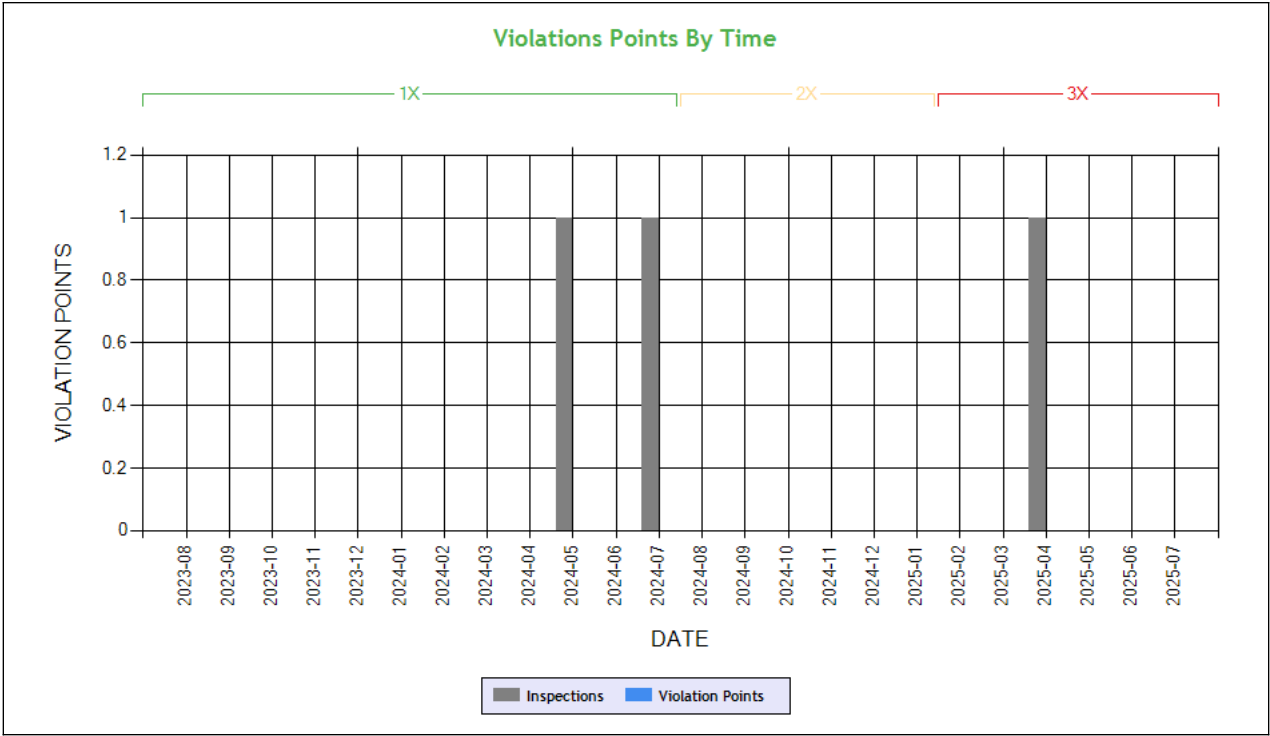
# Violations is in (1-6/7-12/13-24mo)

Shaded = Out Of Service Violation			
Violation Group			Other Log/Form & Manner
Violation Description	Total Time-weighted Points by VIN	% of Total Time-weighted Points by VIN	HOS (ELD) - DRIVER FAILING TO REVIEW RECORDS AND CERTIFY THE ACCURACY OF THE INFORMATION.
Driver Resp			Yes
Total Time-weighted Points			3
% Total Time-Wt Pts			100
3AKJHHDR3JSJJ1935	3	100	3 (1/0/0)



**SAFETY ANALYSIS    ToC**

**Unsafe Driving**

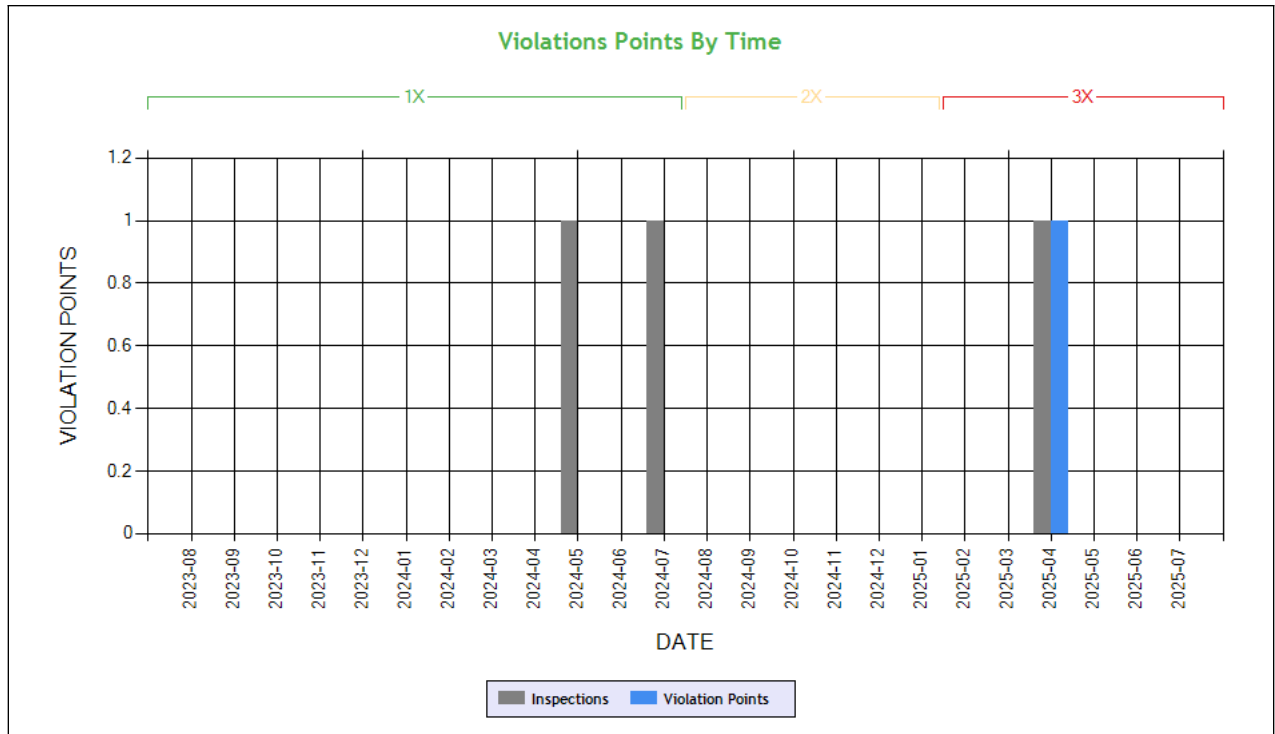


Time-Weighted Violation Points - no data available to draw a chart  
Time-Weighted Severity Points by Vehicle - no data available to draw a chart

See the Excel file for the complete analysis # Violations is in (1-6/7-12/13-24mo)

Shaded = Out Of Service Violation		
Violation Group		
Violation Description	Total Time-weighted Points by VIN	% of Total Time-weighted Points by VIN
Driver Resp		
Total Time-weighted Points		
% Total Time-Wt Pts		

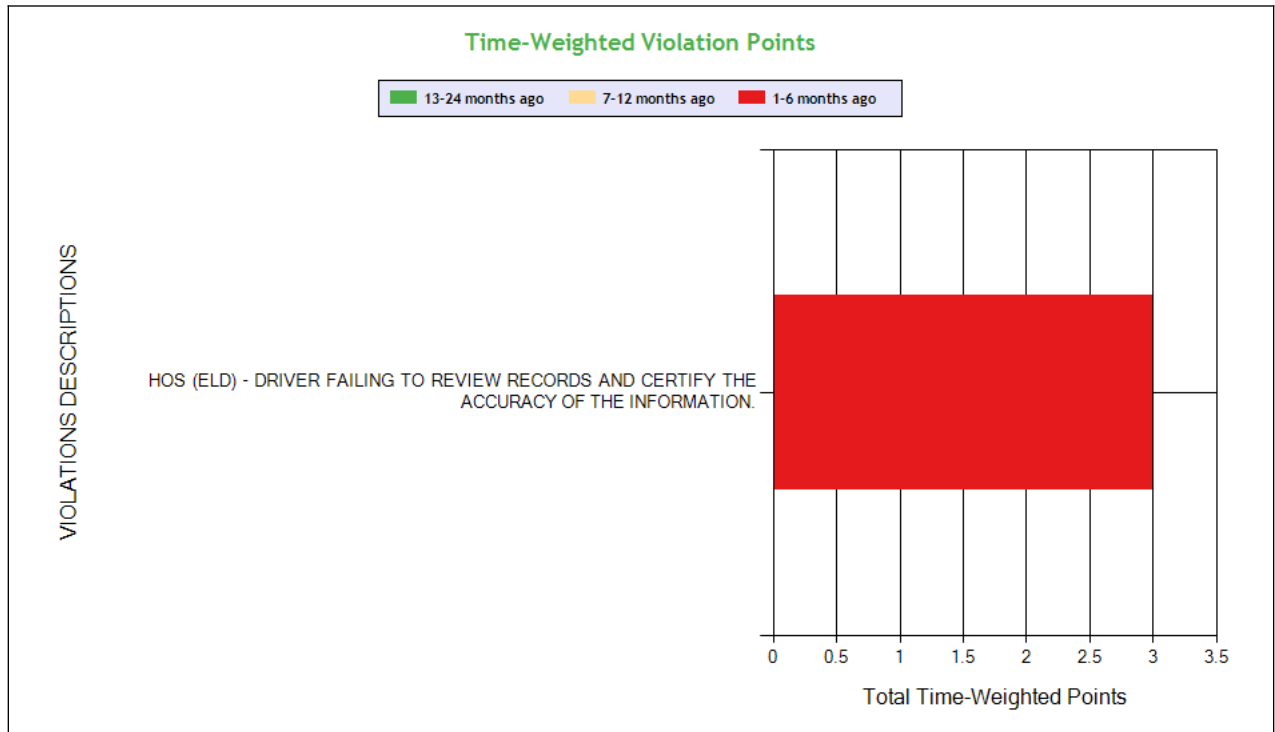
**HOS Compliance**



**Carrier Software**  
 1-800-646-5152  
 info@CarrierSoftware.com

**CONFIDENTIAL - Intended for use by Amerigo Insurance Agency - Date: 7/22/2025**

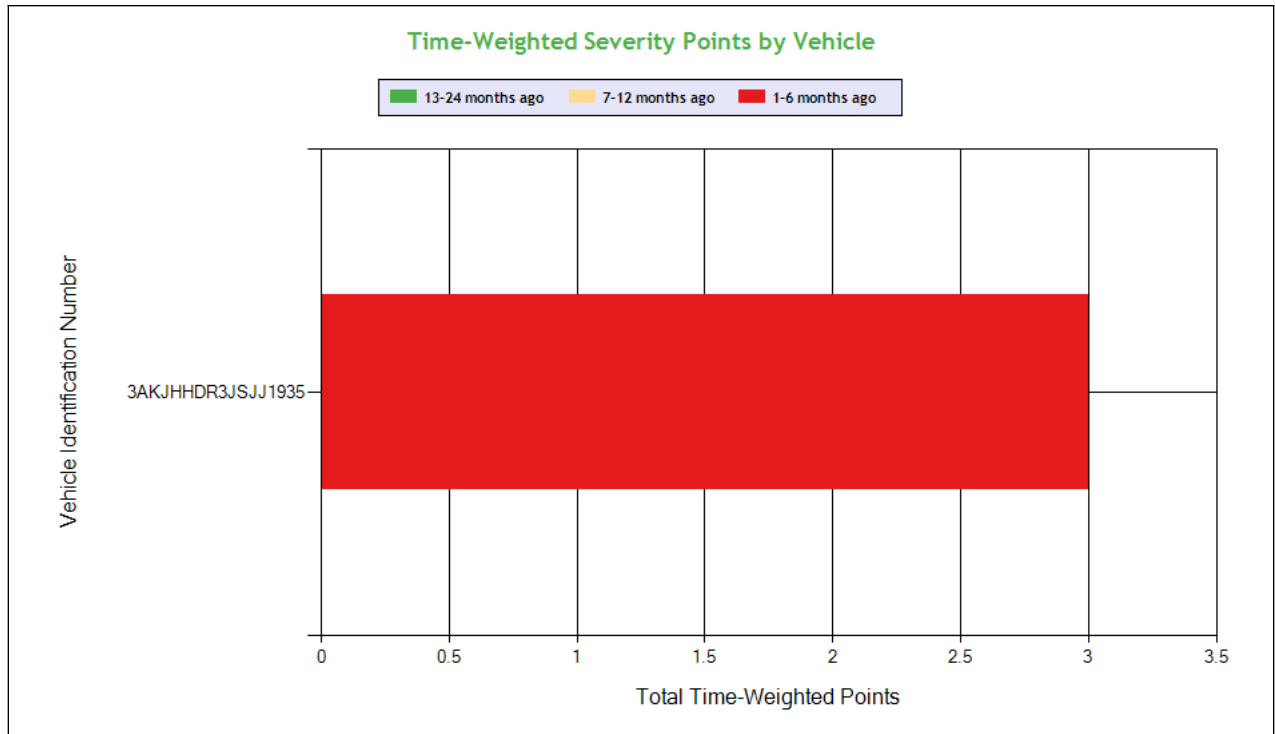
**GAGAN TRUCKLINE INC - DOT# 4083322 / MC1553958**



See the Excel file for the complete analysis

# Violations is in (1-6/7-12/13-24mo)

Shaded = Out Of Service Violation



**Carrier Software**  
 1-800-646-5152  
 info@CarrierSoftware.com

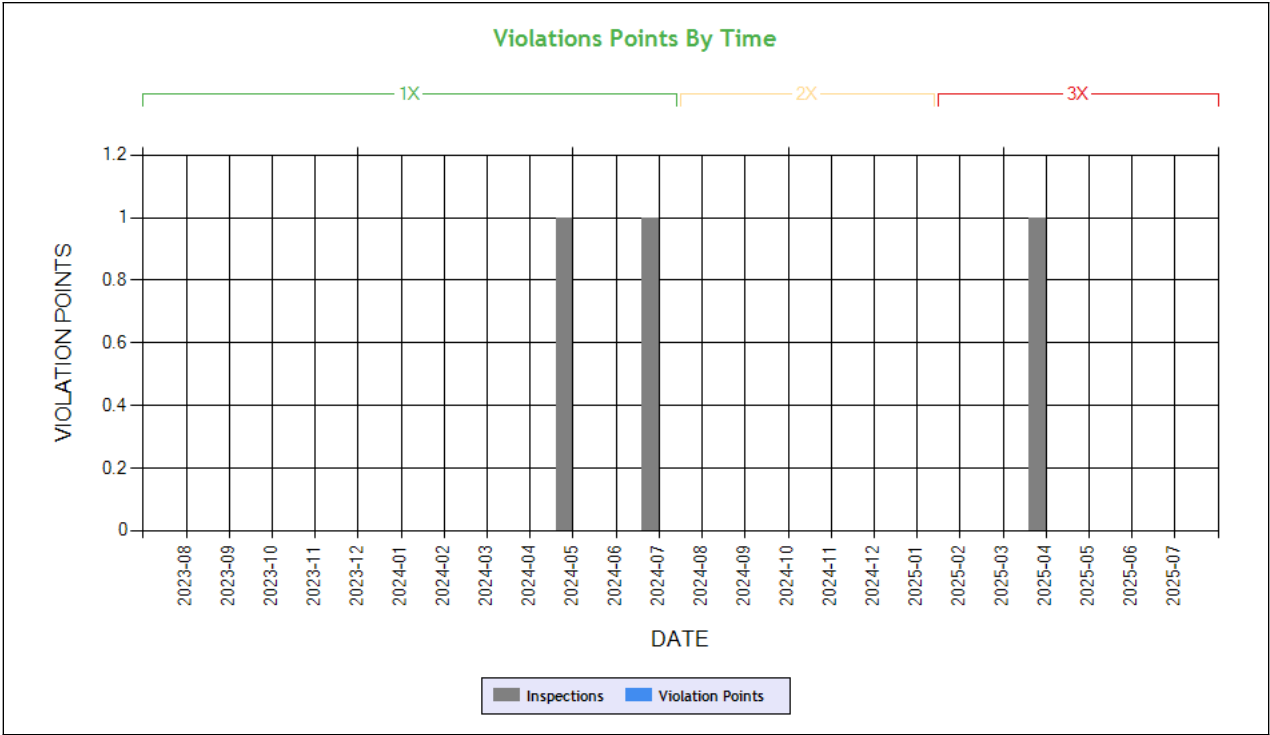
**CONFIDENTIAL - Intended for use by Amerigo Insurance Agency - Date: 7/22/2025**

**GAGAN TRUCKLINE INC - DOT# 4083322 / MC1553958**

Violation Group			Other Log/Form & Manner
Violation Description	Total Time-weighted Points by VIN	% of Total Time-weighted Points by VIN	HOS (ELD) - DRIVER FAILING TO REVIEW RECORDS AND CERTIFY THE ACCURACY OF THE INFORMATION.
Driver Resp			Yes
Total Time-weighted Points			3
% Total Time-Wt Pts			100
3AKJHHDR3JSJJ1935	3	100	3 (1/0/0)



Driver Fitness



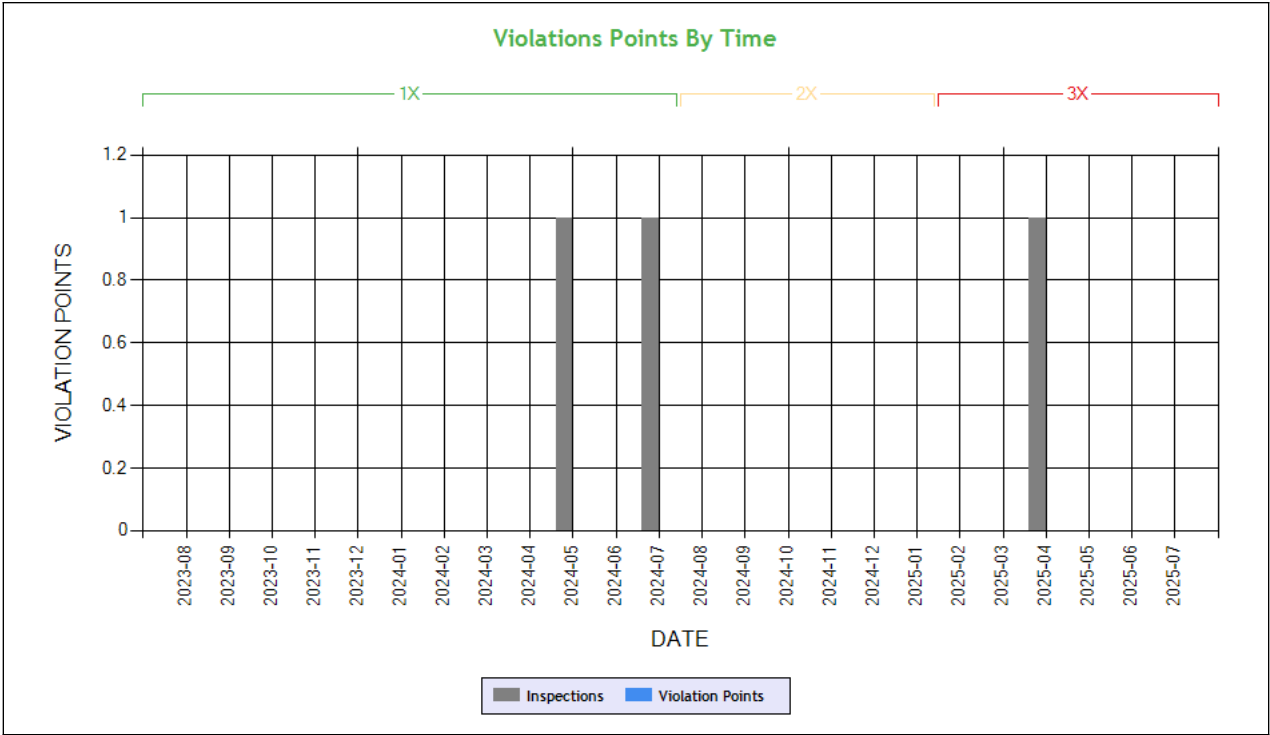
Time-Weighted Violation Points - no data available to draw a chart  
Time-Weighted Severity Points by Vehicle - no data available to draw a chart

See the Excel file for the complete analysis # Violations is in (1-6/7-12/13-24mo)

Shaded = Out Of Service Violation		
Violation Group		
Violation Description	Total Time-weighted Points by VIN	% of Total Time-weighted Points by VIN
Driver Resp		
Total Time-weighted Points		
% Total Time-Wt Pts		



Vehicle Maintenance



Time-Weighted Violation Points - no data available to draw a chart  
Time-Weighted Severity Points by Vehicle - no data available to draw a chart

See the Excel file for the complete analysis # Violations is in (1-6/7-12/13-24mo)

Shaded = Out Of Service Violation		
Violation Group		
Violation Description	Total Time-weighted Points by VIN	% of Total Time-weighted Points by VIN
Driver Resp		
Total Time-weighted Points		
% Total Time-Wt Pts		

COLOR CODED CRASH TABLE ToC

No crashes have been reported by the DOT on this Motor Carrier  
INSPECTIONS WITH SHARED EQUIPMENT:  
No Data



**LEGEND**

**Vehicle Information**

**Inspection for DOT # being analyzed**

**Inspection for Different DOT #**

**Crash Information for specific VIN**

**INSPECTION DETAILS for ALL Inspections**

PDF shows the first 100 Power Unit & Trailer VINs with most recent inspections using data from the last 4 years

**POWER UNIT Inspections Section**

VIN: 3AKJHHDR3JSJJ1935				Unit: Truck Tractor		Year: 2018	Make: FREIGHTLINER	
Crash Report No.	DOT	Date	State	Fatalities	Injuries	Tow Away	Vehicles Involved	
IN0903343638	54283	03/26/2019	IN	0	1	Yes	2	
DOT No: 4083322		Docket No: MC1553958		Name: GAGAN TRUCKLINE INC			Interstate: Yes	
Date	Unit License	Unit Lic State	Violation Unit	Violation Description		Severity	OOS	Citation
04/06/2025	ZP02283	CA	D	395.30B1ELDDFR - HOS (ELD) - DRIVER FAILING TO REVIEW RECORDS AND CERTIFY THE ACCURACY OF THE INFORMATION.		1	No	
07/25/2024	ZP02283	CA	-			-	-	-
05/03/2024	ZP02283	CA	D	392.2SLLEWA1 - State/Local Laws - Excessive Weight - 1-2500 Lbs Over On An Axle/Axle Groups.		0	No	1LOP2405031 6195
DOT No: 54283		Docket No: MC136818		Name: SWIFT TRANSPORTATION CO OF ARIZONA LLC			Interstate: Yes	
Date	Unit License	Unit Lic State	Violation Unit	Violation Description		Severity	OOS	Citation
12/18/2021	2936169	IN	-			-	-	-
06/27/2021	2936169	IN	-			-	-	-
06/11/2020	2936169	IN	-			-	-	-
06/10/2020	2936169	IN	D	392.2C - Failure to obey traffic control device		5	No	
01/30/2019	2553248	IN	1	392.2RG - State vehicle registration or License Plate violation		0	No	
01/30/2019	2553248	IN	D	392.2DIM - Dimension Violation (Width / Height / Length)		0	No	
07/23/2018	2553248	IN	-			-	-	-

**TRAILER Inspections Section**

VIN: 3AKJHHDR3JSJJ1935				Unit: Truck Tractor		Year: 2018	Make: FREIGHTLINER	
Crash Report No.	DOT	Date	State	Fatalities	Injuries	Tow Away	Vehicles Involved	
IN0903343638	54283	03/26/2019	IN	0	1	Yes	2	
DOT No: 4083322		Docket No: MC1553958		Name: GAGAN TRUCKLINE INC			Interstate: Yes	
Date	Unit License	Unit Lic State	Violation Unit	Violation Description		Severity	OOS	Citation
04/06/2025	ZP02283	CA	D	395.30B1ELDDFR - HOS (ELD) - DRIVER FAILING TO REVIEW RECORDS AND CERTIFY THE ACCURACY OF THE INFORMATION.		1	No	
07/25/2024	ZP02283	CA	-			-	-	-
05/03/2024	ZP02283	CA	D	392.2SLLEWA1 - State/Local Laws - Excessive Weight - 1-2500 Lbs Over On An Axle/Axle Groups.		0	No	1LOP2405031 6195
DOT No: 54283		Docket No: MC136818		Name: SWIFT TRANSPORTATION CO OF ARIZONA LLC			Interstate: Yes	



Date	Unit License	Unit Lic State	Violation Unit	Violation Description	Severity	OOS	Citation
12/18/2021	2936169	IN	-	-	-	-	-
06/27/2021	2936169	IN	-	-	-	-	-
06/11/2020	2936169	IN	-	-	-	-	-
06/10/2020	2936169	IN	D	392.2C - Failure to obey traffic control device	5	No	
01/30/2019	2553248	IN	1	392.2RG - State vehicle registration or License Plate violation	0	No	
01/30/2019	2553248	IN	D	392.2DIM - Dimension Violation (Width / Height / Length)	0	No	
07/23/2018	2553248	IN	-	-	-	-	-

### Inspection Summary By Month (based on inspections from the last 4 years) [ToC](#)

Year-Month	Number of Inspections	Number of Power Units	Total Violations	Total OOS Inspections	Total Severity Points	Number of Crashes
2025-04	1	1	1	0	1	0
2024-07	1	1	0	0	0	0
2024-05	1	1	1	0	0	0

Note: The most recent month's counts may not include all the inspections for that month.

### VIN Inspection Violation Details [ToC](#)

# of VINs: 2 # of Insp: 3 Severity Weight: 2 Avg. Weight/VIN: 0.7 (based on inspections in the last 4 years, showing top 50 VINs inspected most recently)

VIN 1GRAA062XHW701184		# of Inspections: 1		Total Severity: 1		Percentage of Total: 50.00%		Avg. Weight Per Inspection: 1.0	
Inspection Date	Inspection ID	Inspection State	Location Description	Total Severity	# of Violations	Shipper Name	Inspection Level	Post Accident	Out of Service
04/06/2025	84370439	AR	VAN BUREN AR	1	1	GRIMWAY	3	No	No
BASIC		Unit Type		Severity		Description		Out of Service	
Hours-Of-Serivce Compliance		Semi Trailer		1		395.30B1ELDDFR:HOS (ELD) - DRIVER FAILING TO REVIEW RECORDS AND C		No	
VIN 3AKJHHDR3JSJJ1935		# of Inspections: 2		Total Severity: 1		Percentage of Total: 50.00%		Avg. Weight Per Inspection: 0.5	
Inspection Date	Inspection ID	Inspection State	Location Description	Total Severity	# of Violations	Shipper Name	Inspection Level	Post Accident	Out of Service
04/06/2025	84370439	AR	VAN BUREN AR	1	1	GRIMWAY	3	No	No
BASIC		Unit Type		Severity		Description		Out of Service	
Hours-Of-Serivce Compliance		Truck Tractor		1		395.30B1ELDDFR:HOS (ELD) - DRIVER FAILING TO REVIEW RECORDS AND C		No	
Inspection Date	Inspection ID	Inspection State	Location Description	Total Severity	# of Violations	Shipper Name	Inspection Level	Post Accident	Out of Service
05/03/2024	81531893	IA	39 - I35 SB MM 212 NORTHWOOD	0	1		3	No	No
BASIC		Unit Type		Severity		Description		Out of Service	
		Truck Tractor		0		392.2SLEWA1:State/Local Laws - Excessive Weight - 1-2500 Lbs O		No	

### Inspection History [ToC](#)

Inspection Date	Report Number	Report State	PU VIN	TR VIN	Severity Weight	Time Weight
04/06/2025	7660000905	AR	3AKJHHDR3JSJJ1935 - Truck Tractor	1GRAA062XHW701184 - Semi Trailer		3
Power Unit Violation - Hours-Of-Service (HOS) Compliance Violation: 395.30B1ELDDFR - HOS (ELD) - DRIVER FAILING TO REVIEW RECORDS AND CERTIFY THE ACCURACY OF THE INFORMATION.					1	
07/25/2024	5930000280	AR	3AKJHHDR3JSJJ1935 - Truck Tractor	1GRAA062XHW701184 - Semi Trailer		2
05/03/2024	000P123CSH	IA	3AKJHHDR3JSJJ1935 - Truck Tractor	1UYVS2538EU772603 - Semi Trailer		1
Power Unit Violation - State/Local Laws Violation: 392.2SLEWA1 - State/Local Laws - Excessive Weight - 1-2500 Lbs Over On An Axle/Axle Groups.					0	
Only the first 20 inspections are shown. See the live report for more data.						

### Crash Hot Spots [ToC](#)



State	Level 1 (lowest crash frequency)	Level 2	Level 3	Level 4	Level 5 (highest crash frequency)
Arkansas	0	0	0	2	0
Iowa	0	0	0	0	1
Total	0	0	0	2	1
Company Level: 4					

Equipment and Driver Details ToC						
	Equipment (Owned/Leased/Trip)			Driver Details		
MCS-150 Date	Tractors	Straight Trucks	Trailers	CDL's	Interstate	Intrastate
09/17/2024	1/0/0	0/0/0	0/0/0	1	1	0
05/27/2024	1/0/0	0/0/0	0/0/0	1	1	0
02/02/2024	1/0/0	0/0/0	0/0/0	1	1	0
07/07/2023	1/0/0	0/0/0	0/0/0	1	1	0
06/01/2023	1/0/0	0/0/0	0/0/0	1	1	0

Chameleon Type 1 - Chameleon issues highlighted in RED ToC										
DOT	Legal Name	MCS-150 Date	Physical Address	Mailing Address	Company Rep 1	Company Rep 2	Phone	Fax	Cell Phone	Email
3601177	JNC TRUCK LINE INC	05/08/2024	4163 W ANDREWS AVE, FRESNO, CA, 93722	6681 N JEANNE AVE, FRESNO, CA, 93722	JATINDER SINGH		(559)-761-4464			JNCTRUCKLINE 22@GMAIL.COM
10630616	GAGAN TRUCKLINE INC		, , CA,	, , CA,			(747)-303-8888			

Chameleon Type 2 ToC							
VIN	Unit Type	Inspection Date	DOT No	Company Name	City	State	