



Table of Contents

1. Overview	2. BASIC Scores History
3. BASIC Measures	4. KPI: BASIC Measures by Cargo Group
5. Estimated ISS Score	6. Investigation Results
7. Penalties History	8. Acute Critical Violations
9. Red Flag Violation Details	10. DOT Registration Information
11. DOT MCS-150 History	12. Crash Summary
13. Inspection Summary	14. KPI: Inspection Viol OOS Rates by Cargo Group
15. FHWA Registration Information	16. FHWA Insurance Information
17. FHWA Authorities	18. Severe Violations
19. Violation Report	20. Violation Summary
21. Violation Enforcement Chronology	22. Inspection Violations & OOS Counts
23. Radius Of Operation	24. Inspection & Crash Locations
25. Cargo Hot Spots	26. Inspection Violations & OOS Chronology
27. Percent of Insp & Crash by State	28. VIN Insp Summary by State
29. Violations By Unit Type	30. Equipment Ownership
31. Equipment Details	32. Vehicle Age
33. States of Power Unit Registrations	34. Equipment Acquisitions
35. Driver Details	36. Shared VIN Summary
37. Shipper Table	38. Safety Summary
39. Safety Details	40. Crash Detail Color Coded
41. Inspections with Shared Equipment	42. Inspection Tabular Details
43. Inspection Summary By Month	44. VIN Inspection Violation Details
45. Inspection History	



Business Address

1034 WOLVERTON WY W

MADERA, CA

93636

Contact Info

(559)-722-3768

SAHNITRANSPORT.INC@GMAIL.CO
M

FHWA Address

1034 WOLVERTON WY W

MADERA,CA,93636

Phone:(559)-722-3768

Mailing Address

1034 WOLVERTON WY W

MADERA, CA

93636

Overview ToC

Operating Status: AUTHORIZED FOR Property

One other company viewed this DOT in the past two months

Crash/PU ratio: 0.0%

Clean Inspection ratio: 66.67%

Estimated BASIC Scores (as of 1/31/2025)

	Unsafe Driving	Hours of Service	Driver Fitness	Controlled Sub. and Alcohol	Vehicle Maintenance	HM Compliance	Crash
Relative Scores	0% ○	0% ○	0% ○	0% ○	0% ⬆	0% ○	0% ○
Alert Status	No	No	No	No	No	No	No



Estimated Inspection Selection System (ISS) Score: 1
Category: Pass

BASIC Scores History - Unsafe Driving ToC

There are no Scores for this BASIC

BASIC Scores History - Hours of Service ToC

There are no Scores for this BASIC

BASIC Scores History - Driver Fitness ToC

There are no Scores for this BASIC

BASIC Scores History - Controlled Substance ToC

There are no Scores for this BASIC



BASIC Scores History - Vehicle Maintenance ToC

There are no Scores for this BASIC

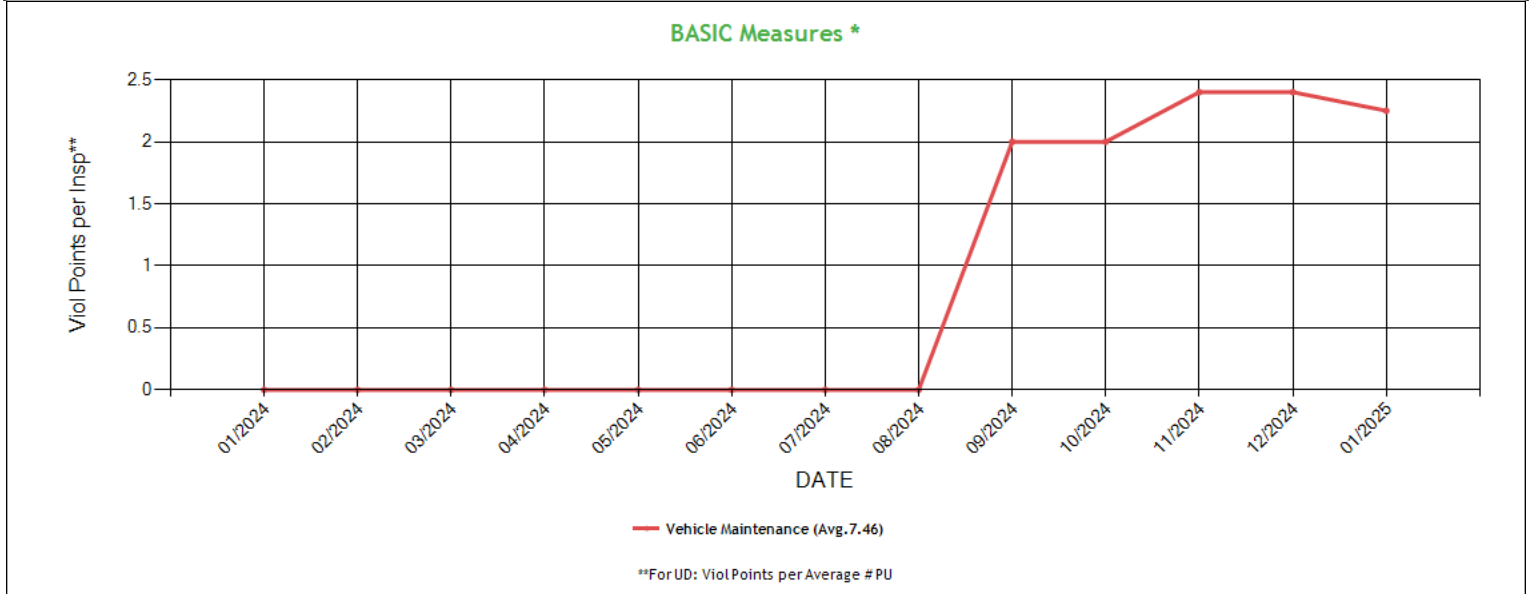
BASIC Scores History - Crash ToC

There are no Scores for this BASIC

BASIC Scores History - Hazmat ToC

There are no Scores for this BASIC

BASIC Measures: Violation Points per Inspection Trends ToC



* BASIC Measures are the absolute SMS scores that are compared within each Safety Event Group to determine the BASIC Score percentiles. Averages based on fleets with 1-5 power units.



BASIC Measures * - Table ToC

UD-Unsafe Driving, HOS-Hours of Service, DF-Driver Fitness, CS-Controlled Substances, VM-Vehicle Maintenance

Date	UD Measure	UD AC	UD with Viol	HOS Measure	HOS AC	HOS with Viol	DF Measure	DF AC	DF with Viol	CS Measure	CS AC	CS with Viol	VM Measure	VM AC	VM with Viol
01/2025	0.00	N	0	0.00	N	0	0.00	N	0	0.00	N	0	2.25	N	2
12/2024	0.00	N	0	0.00	N	0	0.00	N	0	0.00	N	0	2.40	N	1
11/2024	0.00	N	0	0.00	N	0	0.00	N	0	0.00	N	0	2.40	N	1
10/2024	0.00	N	0	0.00	N	0	0.00	N	0	0.00	N	0	2.00	N	1
09/2024	0.00	N	0	0.00	N	0	0.00	N	0	0.00	N	0	2.00	N	1
08/2024	0.00	N	0	0.00	N	0	0.00	N	0	0.00	N	0	0.00	N	0
07/2024	0.00	N	0	0.00	N	0	0.00	N	0	0.00	N	0	0.00	N	0
06/2024	0.00	N	0	0.00	N	0	0.00	N	0	0.00	N	0	0.00	N	0
05/2024	0.00	N	0	0.00	N	0	0.00	N	0	0.00	N	0	0.00	N	0
04/2024	0.00	N	0	0.00	N	0	0.00	N	0	0.00	N	0	0.00	N	0
03/2024	0.00	N	0	0.00	N	0	0.00	N	0	0.00	N	0	0.00	N	0
02/2024	0.00	N	0	0.00	N	0	0.00	N	0	0.00	N	0	0.00	N	0
01/2024	0.00	N	0	0.00	N	0	0.00	N	0	0.00	N	0	0.00	N	0

* BASIC Measures are the absolute SMS scores that are compared within each Safety Event Group to determine the BASIC Score percentiles.

KPI: BASIC Measures by Fleet Size and Cargo Group ToC

Fleet Size: 1-5 PUs

	Unsafe Driving		Hours of Service		Driver Fitness		Controlled Substance		Vehicle Maintenance		HM Compliance		Crash	
Cargo Group (Companies)	Avg.	Comp. to Avg.	Avg.	Comp. to Avg.	Avg.	Comp. to Avg.	Avg.	Comp. to Avg.	Avg.	Comp. to Avg.	Avg.	Comp. to Avg.	Avg.	Comp. to Avg.
Bulk Goods (249921)	0.77	Better	0.22	Better	0.13	Better	0.01	Better	1.71	Worse	0.01	Better	0.06	Better
General Freight (483104)	0.79	Better	0.23	Better	0.20	Better	0.02	Better	1.91	Worse	0.01	Better	0.06	Better
Refrigerated (64031)	1.52	Better	0.56	Better	0.16	Better	0.02	Better	2.64	Better	0.01	Better	0.11	Better
SAHNI TRANSPORT INC	0.00		0.00		0.00		0.00		2.25		0.00		0.00	

Estimated ISS Score: 1 Pass ToC About the Inspection Selection System

Estimated ISS Score History - Table ToC

Date	Estimated ISS Score	Recommendation	Algorithm
01/31/2025	1	Pass	Safety Algorithm
12/27/2024	1	Pass	Safety Algorithm
11/29/2024	1	Pass	Safety Algorithm
10/25/2024	1	Pass	Safety Algorithm
09/27/2024	1	Pass	Safety Algorithm
08/30/2024	70	Optional Inspect	Insufficient Data Algorithm
07/26/2024	64	Optional Inspect	Insufficient Data Algorithm
06/28/2024	64	Optional Inspect	Insufficient Data Algorithm
05/31/2024	66	Optional Inspect	Insufficient Data Algorithm
04/26/2024	63	Optional Inspect	Insufficient Data Algorithm
03/29/2024	63	Optional Inspect	Insufficient Data Algorithm
02/23/2024	63	Optional Inspect	Insufficient Data Algorithm
01/26/2024	63	Optional Inspect	Insufficient Data Algorithm

Investigation Results ToC

No Investigations reported on FMCSA website



Penalties History [ToC](#)

There is a problem with the Penalties data on FMCSA website.

Acute Critical Violations (Based on Investigations as per CSA Methodology Appendix A) [ToC](#)

No Data

No red flag violations in the last 24 months

DOT Registration Information: The following information on this specific DOT # is from the Federal DOT (as of Operating Authority)

DOT Registration: 01/15/2024		Total Power Units: 3		Total Trucks: 3		Total Trailers: 3		Total Passenger Vehicles: 0	
Status	Entity Type	Organization Type	Nation	Total Cars	Drivers / CDL Drivers				
A	C	-	US	0	4 / 4				
MCS-150 Date	Op Codes	Shipper Op Codes	Shipper HazMat Op Codes	Latest Review Type	Latest Review Document Number(Date)				
11/13/2024	A				()				
MCS-150 Mileage (Year)	Record Update Date	Transports Hazmats	DOT Census Date	Recordable Accident Rate	Preventable Accident Rate				
1,000 (2023)	11/13/2024	N	01/15/2024	0%	0%				
MCS-151 Mileage	Safety Rating (Date)	SEA Accident	SEA Driver	SEA Vehicle	SEA Management				
0	None (None)	0%	0%	0%	0%				
Classification Codes		Cargo Carried (per MCS-150)							
Authorized-For-Hire		General Freight, Fresh Produce, Refrigerated foods							

DOT MCS-150 History [ToC](#)

(as of 11/18/2024 DOT census)

Census Date	MCS-150 Date	MCS-150 Mileage	VMOT Year	Power Units	Drivers	Trailers	Company Rep1	Company Rep2	Email
11/18/2024	11/13/2024	1000	2023	3	4	-	HIMANSHU SAHNI		SAHNITRANSPORT.INC@GMAIL.COM
9/10/2024	8/31/2024	1000	2023	2	2	-	HIMANSHU SAHNI		SAHNITRANSPORT.INC@GMAIL.COM

Crash Summary Chart [ToC](#)Crashes Summary - Chart (based on all available crash data)

No Data

Crashes Summary - Table (based on all available crash data) [ToC](#)

	TOTAL	Last 6 months	7-12 months	13-18 months	19-24 months	25-30 months	30-36 months	37-41 months	42-48 months	Over 49 months
Total Reportable	0	0	0	0	0	0	0	0	0	0
Fatalities	0	0	0	0	0	0	0	0	0	0
Injuries	0	0	0	0	0	0	0	0	0	0
Tow Away	0	0	0	0	0	0	0	0	0	0
With Citations	0	0	0	0	0	0	0	0	0	0
Federal Recordable	0	0	0	0	0	0	0	0	0	0
Preventable	0	0	0	0	0	0	0	0	0	0
Crash per Pwr Unit	-	0.0%	0.0%	0.0%	0.0%	0.0%	0.0%	0.0%	0.0%	-



Inspection Summary ToC

The following inspection information is based on results for 24 months prior to: 02/28/2025. Please note that the total inspections number is not necessarily the total of the vehicle, driver and hazmat inspections, as one inspection may have included any combination of the below inspections.

Overall	Vehicle	Driver	Hazmat
(Please note that the total inspections number is not necessarily the total of the vehicle, driver and hazmat inspections, as one inspection may have included any combination of the below inspections) Total Inspections: 6 Total Out of Service: 0 Out of Service: 0% National Average: 21.33% Difference: -21.33%	Total Inspections: 3 Total Out of Service: 0 Out of Service: 0.00% National Average: 25.44% Difference: -25.44%	Total Inspections: 6 Total Out of Service: 0 Out of Service: 0.00% National Average: 6.78% Difference: -6.78%	Total Inspections: 0 Total Out of Service: 0 Out of Service: 0.00% National Average: 2.97% Difference: -2.97%

KPI: Inspection Viol OOS Rates by Cargo Group ToC

Cargo Group	OVERALL		VEHICLE		DRIVER		HAZMAT	
	Average	Compared to Average	Average	Compared to Average	Average	Compared to Average	Average	Compared to Average
Bulk Goods	24.21%	Better	22.44%	Better	9.05%	Better	0.15%	Better
General Freight	28.67%	Better	25.03%	Better	12.50%	Better	0.21%	Better
Refrigerated	22.85%	Better	21.02%	Better	10.29%	Better	0.08%	Better
SAHNI TRANSPORT INC	0%		0%		0%		0%	

FHWA Registration Information: The following data on this Motor Carrier is from the Federal Hwy Administration (as of 8/12/2024)

Docket Number	DOT Number	Company Name	DBA Name	Address	City	State	Country	ZIP Code
MC1609219	4180064	SAHNI TRANSPORT INC		1034 WOLVERTON WY W	MADERA	CA	US	93636
Phone Number	Fax Number	Mail Address	Mail City	Mail State	Mail Contry	Mail ZIP Code	Mail Phone Number	Mail Fax Number
(559)-722-3768								
Date of Last Change	Freight	Passenger	Household Goods	Active Authority	Pending Authority	Revocation Pending Authority		
8/12/2024	Y	N	N	/ Common /	/	/		

Insurance Required (as of 08/12/2024) ToC

Docket Number	Insurance Type	Insurance Required	Insurance on File
MC1609219	BIPD	\$750k	\$750k
MC1609219	Cargo	No	No
MC1609219	Bond	No	No

Active / Pending Insurance (as of 08/12/2024)

Docket Number	Form	Type	Insurance Carrier	Policy/Surety	Coverage From	Coverage To	Required	On File	Effective Date	Cancel Date
MC1609219	91X	BIPD/Primary	DB INSURANCE CO., LTD (U.S.BRANCH)	CCA-0023457-00	\$0k	\$750k	\$750k	\$750k	04/22/2024	-



Insurance History (as of 08/12/2024)

No Data for Insurance History (as of 08/12/2024)

FHWA Authorities (as of 08/12/2024) ToC

Docket#	L&I Name	Active Authority	Inactive Authority	Pending Authority	Revocation Pending Authority	Freight	Passenger	Household Goods
MC1609219	SAHNI TRANSPORT INC	Common /				Yes	No	No

Authority History (as of 08/12/2024)

Docket Number	Sub	Auth Type	Original Action	Disposition
MC1609219		COMMON	GRANTED 4/29/2024 12:00:00 AM	

Severe Violations (i.e. those with >= 8 points) - Chart ToC

No Data

Severe Violations (i.e. those with >= 8 points) - Table

No Data

Violation Report ToC

Inspection Date	Inspection State	BASIC	Violation Description	OOS	VIN	Severity Points
01/16/2025	CA	Vehicle Maintenance	396.5BHWSL - HUBS - WHEEL SEAL LEAKING.	No	1UYVS2535GU717707	2
09/18/2024	CA	Vehicle Maintenance	393.47E - Clamp/Roto-Chamber type brake(s) out of adjustment	No	1UYVS2530J2254605	4

No filters were applied when generating this report, see the live report for more options.

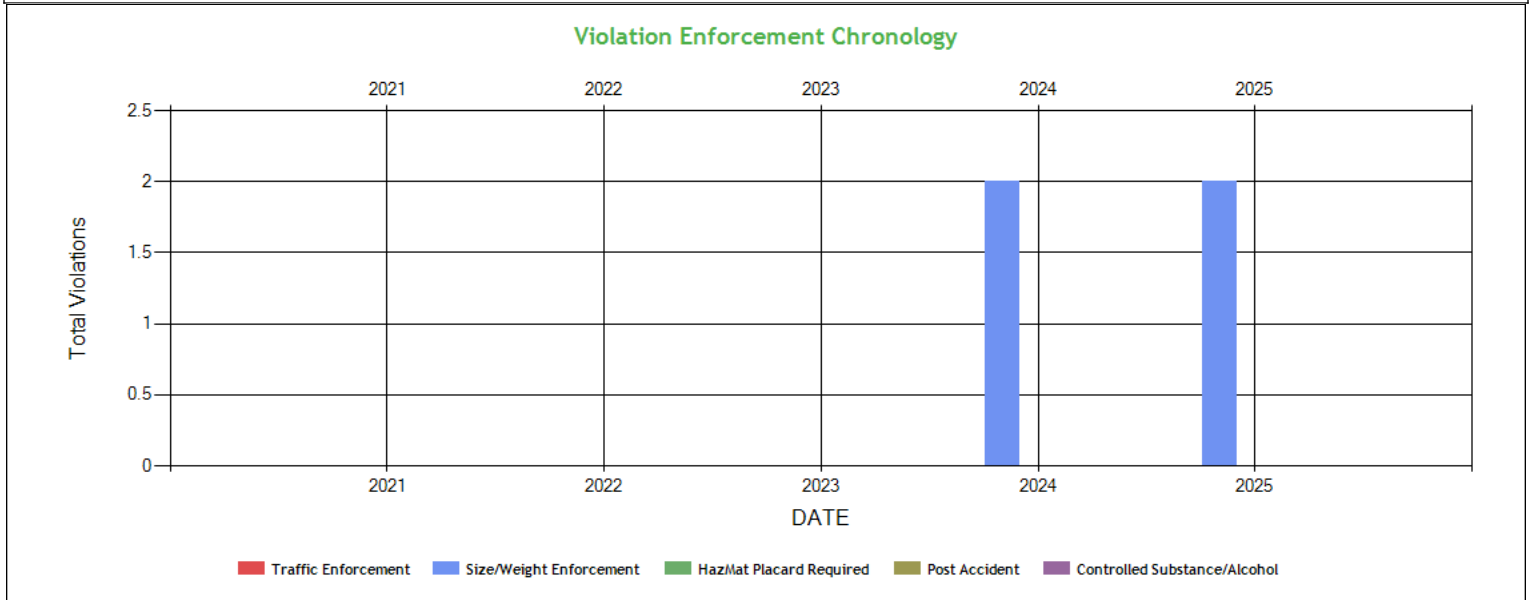
Violation Summary ToC

BASIC	Violation Group	Code	Description	# of Violations	# of OOS Violations	Severity Points
Vehicle Maintenance	Brakes Out of Adjustment	393.47E	Clamp/Roto-Chamber type brake(s) out of adjustment	1	0	4
Vehicle Maintenance	Wheels Studs Clamps Etc.	396.5BHWSL	HUBS - WHEEL SEAL LEAKING.	1	0	2

No filters were applied when generating this report, see the live report for more options.



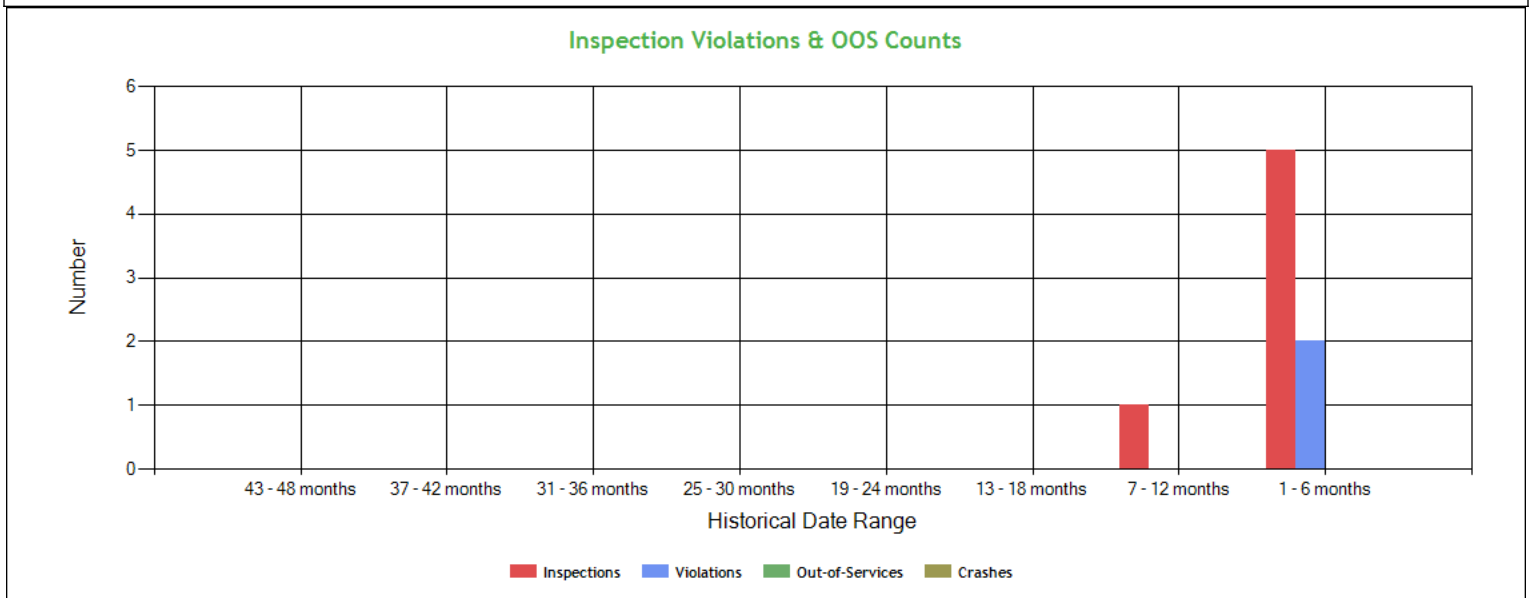
Violation Enforcement Chronology - Chart ToC



Violation Enforcement Chronology - Table ToC

	2021	2022	2023	2024	2025
Traffic Enforcement	0	0	0	0	0
Size/Weight Enforcement	0	0	0	2	2
HazMat Placard Required	0	0	0	0	0
Post Accident	0	0	0	0	0
Controlled Substance/Alcohol	0	0	0	0	0

Inspection Violations & OOS Counts - Chart ToC





Inspection Violations & OOS Counts - Table [ToC](#)

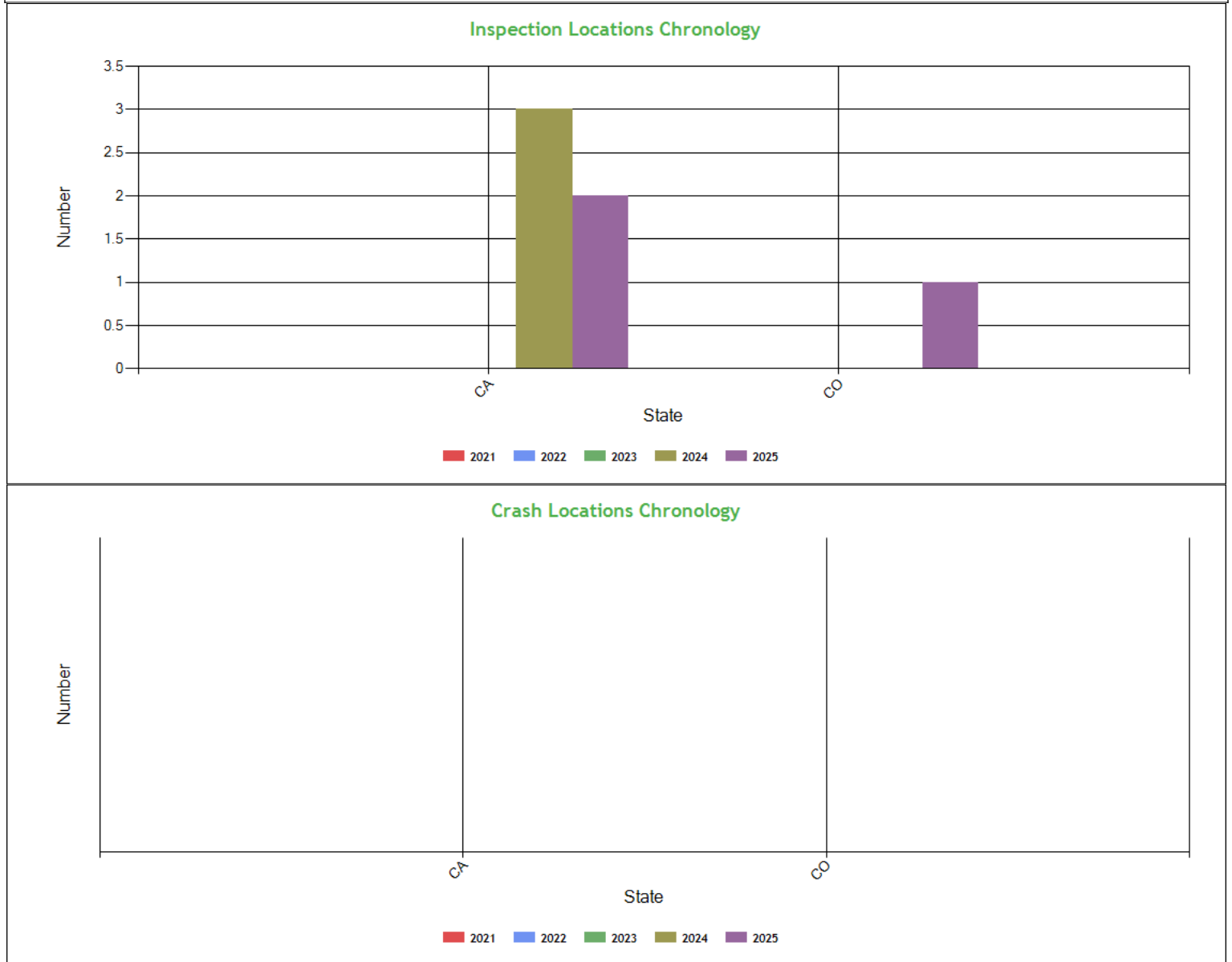
Date Range	Inspections	Violations	Out-of-Services	Crashes
TOTAL	6	2	0	0
1 - 6 months	5	2	0	0
7 - 12 months	1	0	0	0
13 - 18 months	0	0	0	0
19 - 24 months	0	0	0	0
25 - 30 months	0	0	0	0
31 - 36 months	0	0	0	0
37 - 42 months	0	0	0	0
43 - 48 months	0	0	0	0

Radius of Operation (based on Inspections and Crashes during the past 3 years) [ToC](#)

	Total	Drive between 0 and 50 miles radius	Drive between 51 and 200 miles radius	Drive between 201 and 300 miles radius	Drive between 301 and 400 miles radius	Drive between 401 and 500 miles radius	Drive between 501 and 600 miles radius	Drive beyond 600 miles radius
Power Units (i.e. unique VINs)	2	0	0	0	1	0	0	1
Percent	100%	0%	0%	0%	50%	0%	0%	50%



Inspection & Crash Locations - Chart [ToC](#)



Inspection & Crash Locations - Table [ToC](#)

State	Inspections					Violations					Out-of-Services					Crashes				
	2021	2022	2023	2024	2025	2021	2022	2023	2024	2025	2021	2022	2023	2024	2025	2021	2022	2023	2024	2025
TOTAL	0	0	0	3	3	0	0	0	1	1	0	0	0	0	0	0	0	0	0	0
CA	0	0	0	3	2	0	0	0	1	1	0	0	0	0	0	0	0	0	0	0
CO	0	0	0	0	1	0	0	0	0	0	0	0	0	0	0	0	0	0	0	0

Hot Spot Summary [ToC](#)

Year	Month	Level 5	Level 5 %	Level 4	Level 4 %	Level 3	Level 3 %	Level 2	Level 2 %	Level 1	Level 1 %	Level 0	Level 0 %	Levels 1 - 5	Levels 1 - 5 %
2025	January (Partial)	2	33.33%	0	0.00%	0	0.00%	0	0.00%	0	0.00%	1	16.67%	2	33.33%
2024	September	0	0.00%	0	0.00%	0	0.00%	0	0.00%	1	16.67%	0	0.00%	1	16.67%



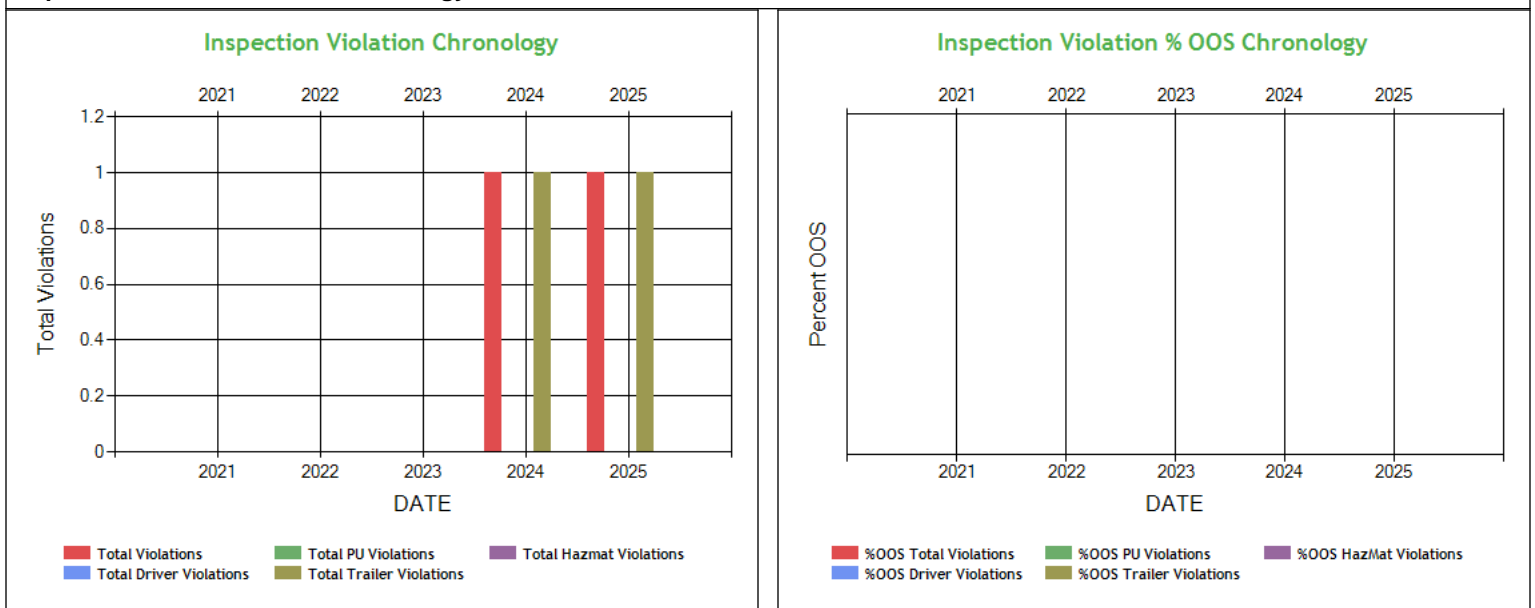
2024	August	0	0.00%	0	0.00%	0	0.00%	1	16.67%	0	0.00%	0	0.00%	1	16.67%
2024	May	0	0.00%	0	0.00%	0	0.00%	1	16.67%	0	0.00%	0	0.00%	1	16.67%
Totals		2	33.33%	0	0.00%	0	0.00%	2	33.34%	1	16.67%	1	16.67%	5	83.34%

Hot Spot Analysis

State	County	Level	Count	Percentage
CA	Kern	5	1	16.67%
CA	San Bernardino	5	1	16.67%
CA	Tehama	2	2	33.33%
CA	Siskiyou	1	1	16.67%

Report generated using the last 12 full months of inspection data

Inspection Violation % OOS Chronology - Chart ToC

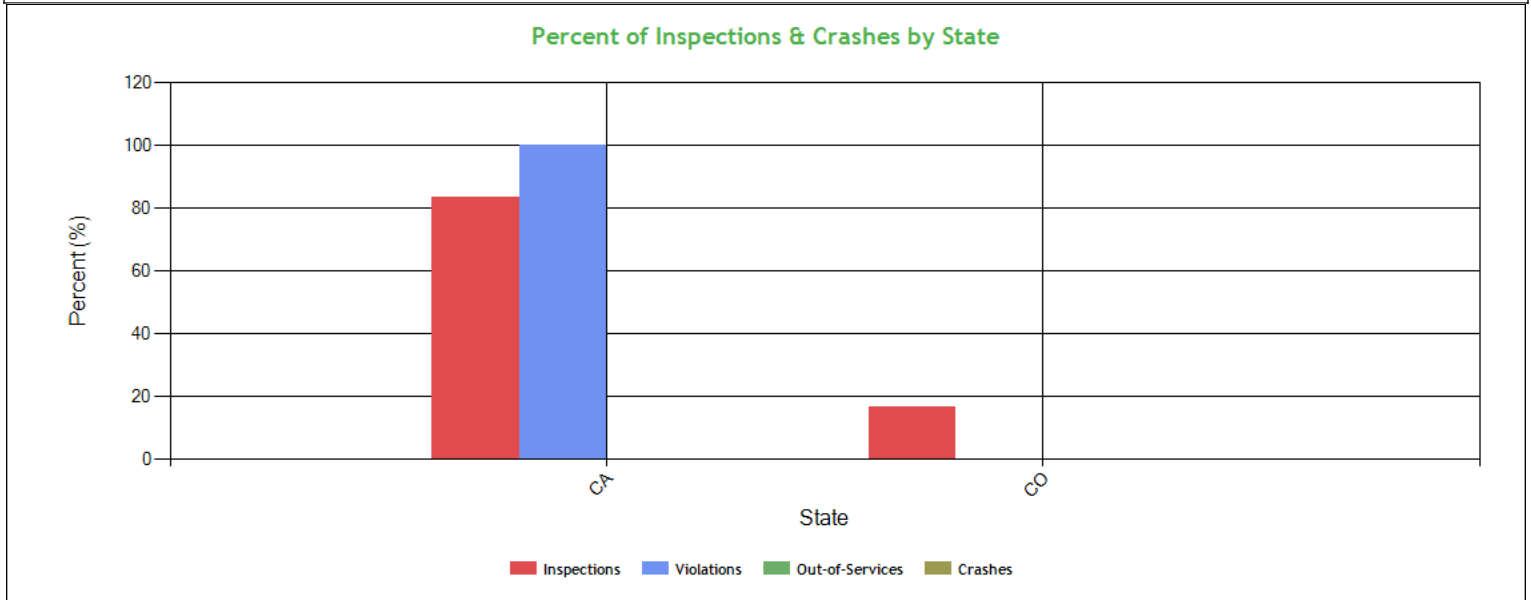


Inspection Violation % OOS Chronology - Table ToC

	2021	2022	2023	2024	2025
Total Violations	0	0	0	1	1
Total Out Of Services	0	0	0	0	0
%OOS Total Violations	0	0	0	0	0
Total Driver Violations	0	0	0	0	0
Total Driver Out Of Services	0	0	0	0	0
%OOS Driver Violations	0	0	0	0	0
Total PU Violations	0	0	0	0	0
Total PU Out Of Services	0	0	0	0	0
%OOS PU Violations	0	0	0	0	0
Total Trailer Violations	0	0	0	1	1
Total Trailer Out Of Services	0	0	0	0	0
%OOS Trailer Violations	0	0	0	0	0
Total Hazmat Violations	0	0	0	0	0
Total Hazmat Out Of Services	0	0	0	0	0
%OOS HazMat Violations	0	0	0	0	0



Percent of Insp & Crash by State - Chart ToC



Percent of Insp & Crash by State - Table (based on Inspection data from the last 4 years) ToC

State	Inspections		Violations		Out-of-Services		Crashes	
	Total	Percent	Total	Percent	Total	Percent	Total	Percent
	6	100	2	100	0	100	0	100
CA	5	83.3	2	100	0	0	0	0
CO	1	16.7	0	0	0	0	0	0

VIN Insp Summary by State (based on inspection from the last 2 years) ToC

VIN	Insp	Viol Pts	Counts in each State			
			CA		CO	
			Insp	Viol Pts	Insp	Viol Pts
TOTALS	12/8*	6/6**	5	6	1	0
1UYVS2530J2254605	3	4	3	4	0	0
3AKJHHDR2JSJT9726	2	0	2	0	0	0
3AKJHHDR8JSJT9729	2	0	1	0	1	0
527SR5322RL035877	2	0	1	0	1	0
1UYVS2535GU717707	1	2	1	2	0	0

*<Total number of inspections for these 5 VIN(s)>/n<Total number of inspections for these 2 state(s)>

**<Total severity sum for these 5 VIN(s)>/n<Total severity sum for these 2 state(s)>

Violations By Unit Type ToC

of Violations: 2 Total Severity: 6 based on inspections in the last 2 years

Violation Unit: Trailer	# of Violations: 2	Total Severity: 6	% of Total: 100%
Viol. Group: Brakes Out of Adjustment	# of Violations: 1	Total Severity: 4	% of Total: 66.67%
Violation	Number of Occurrences	Viol. Severity	Total Severity
393.47E:Clamp/Roto-Chamber type brake(s) out of adjustment	1	4	4
Viol. Group: Wheels Studs Clamps Etc.	# of Violations: 1	Total Severity: 2	% of Total: 33.33%
396.5BHWSL:HUBS - WHEEL SEAL LEAKING.	1	2	2



Equipment Ownership ToC Equipment Ownership (based on MCS-150 dated 11/13/2024)					
	Trucks	Tractors	Trailers	Motor Coaches	Vans
Owned	0	3	1	0	0
Term Leased	0	0	2	0	0
Trip Leased	0	0	0	0	0
Total No.	0	3	3	0	0

Equipment Details Power Units ToC									
VIN	Latest Insp Date	Year	Make	Model	Body Class	Body Type	Axles	Len	Fuel Type
3AKJHHDR8JSJ T9729	01/16/2025	2018	FREIGHTLINER	New Cascadia 126" Sleepercab	Truck-Tractor	-	-	-	Diesel
3AKJHHDR2JSJ T9726	09/18/2024	2018	FREIGHTLINER	New Cascadia 126" Sleepercab	Truck-Tractor	-	-	-	Diesel

Equipment Details Trailers									
VIN	Latest Insp Date	Year	Make	Model	Body Class	Body Type	Axles	Len	Fuel Type
1UYVS2535GU7 17707	01/16/2025	2016	UTILITY	Utility Trailer Manufacturer	Trailer	Van Trailer	2	53	-
527SR5322RL0 35877	01/13/2025	2024	CIMC REEFER TRAILER INC	CIMC REEFER TRAILER,INC.	Trailer	Van Trailer	2	53	Not Applicable
1UYVS2530J22 54605	09/18/2024	2018	UTILITY	Utility Trailer Manufacturer	Trailer	Van Trailer	2	53	-

Vehicle Age ToC				
Year	# Power Units	PU Percentage	# Trailers	Trailres Percentage
2024	0	0.00%	1	33.33%
2018	2	100.00%	1	33.33%
2016	0	0.00%	1	33.33%

Based on 24 months of inspection data, see the live report for more options

States of Power Unit Registrations ToC		
State	CA	CO
Number of Power Units	2	1

Equipment Acquisitions - Table ToC							
	Power Units inspected for 1st time in past 12 months	Power Units inspected for 1st time in past 24 months	Power Units inspected during entire date range		Trailers inspected for 1st time in past 12 months	Trailers inspected for 1st time in past 24 months	Trailers inspected during entire date range
Unique VINs	2	2	2		3	3	3
Unique License Plates	2	2	2		3	3	3
License Plate States	1	1	1		1	1	1



Driver Details ToC Driver Details (based on MCS-150 dated 11/13/2024)			
	Within 100 mi	Beyond 100 mi	TOTAL
# Drivers Interstate	0	4	4
# Drivers Intrastate	0	0	0
TOTAL	0	4	/
Avg. # Trip Lease Drivers/Mo: 0 # Drivers Grand Total: 4 # Drivers Commercially Licensed: 4			

Shared VIN Summary ToC
--

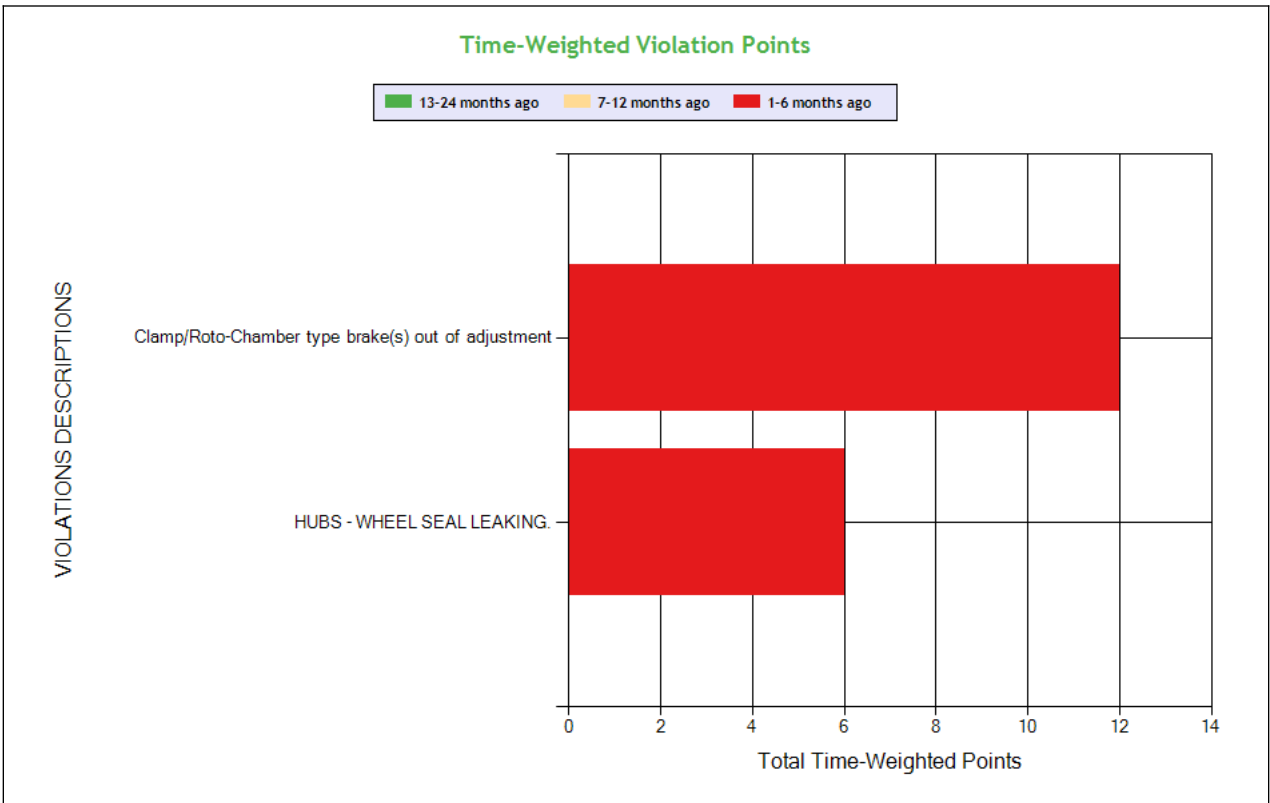
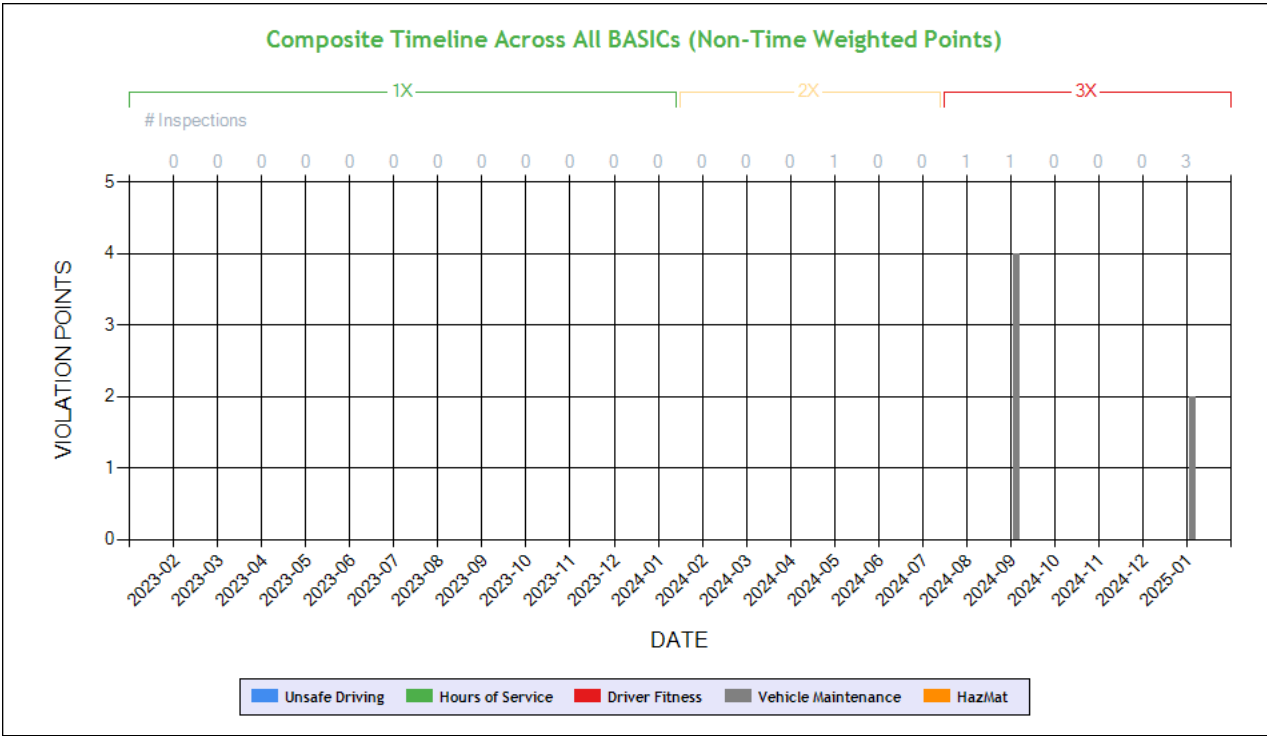
No Data

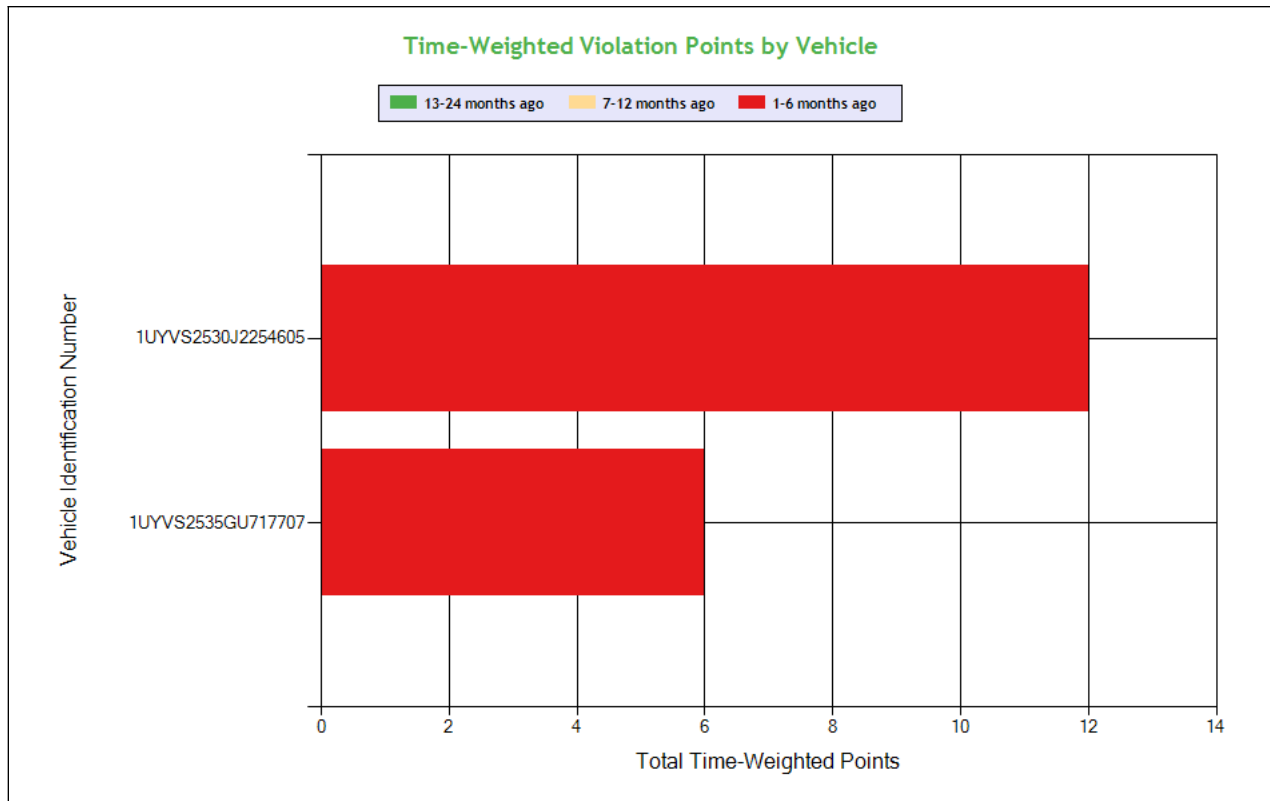
SHIPPERS DETAIL [ToC](#) based on Inspection results for the last 4 years

Shipper Name	Number of Inspections	Shipper Name	Number of Inspections
No Shipper listed	1	AURORA DAIRY	1
BALOIAN FARMS	1	CALIFORNIA FARMS LLC	1
GRIMMWAY FARMS	1	MULTIPLE	1



Carrier Underwriting Report Safety Summary ToC





See the Excel file for the complete analysis

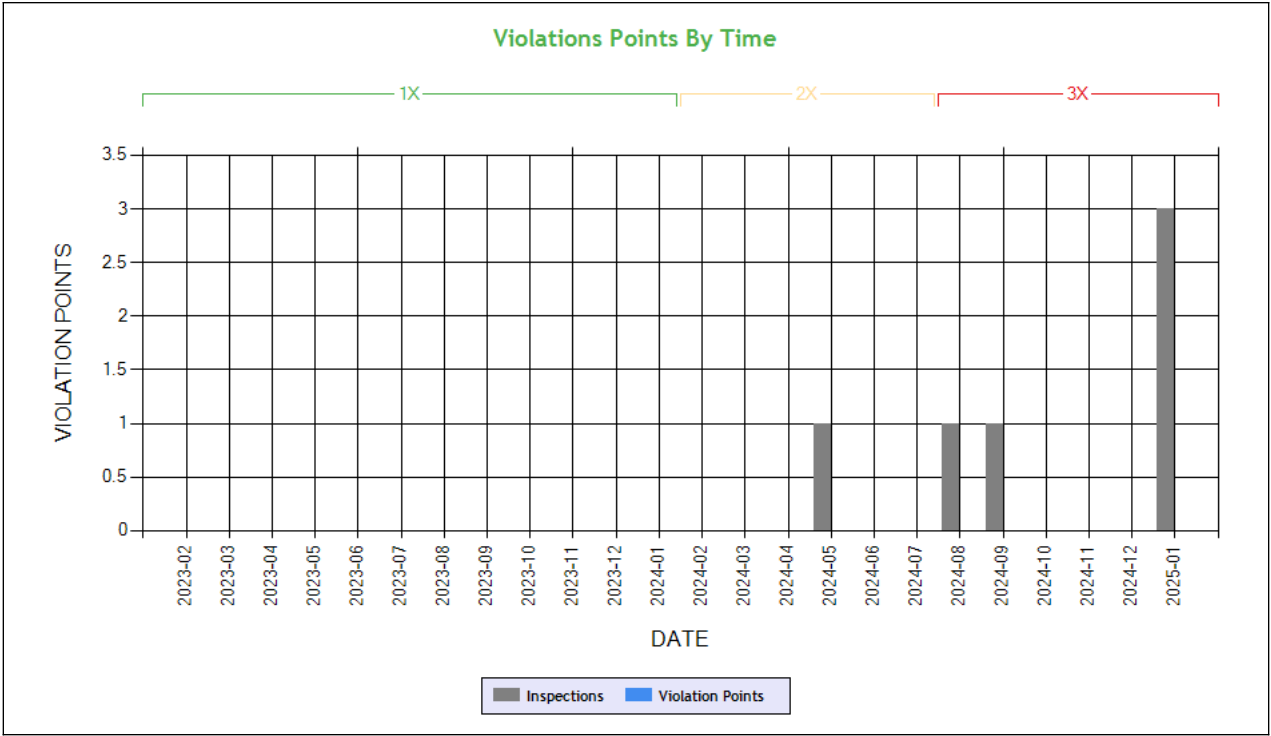
Violations is in (1-6/7-12/13-24mo)

Shaded = Out Of Service Violation				
Violation Group			Brakes Out of Adjustment	Wheels Studs Clamps Etc.
Violation Description	Total Time-weighted Points by VIN	% of Total Time-weighted Points by VIN	Clamp/Roto-Chamber type brake(s) out of adjustment	HUBS - WHEEL SEAL LEAKING.
Driver Resp			No	Yes
Total Time-weighted Points			12	6
% Total Time-Wt Pts			66.67	33.33
1UYVS2530J2254605	12	66.67	12 (1/0/0)	
1UYVS2535GU717707	6	33.33		6 (1/0/0)



SAFETY ANALYSIS ToC

Unsafe Driving



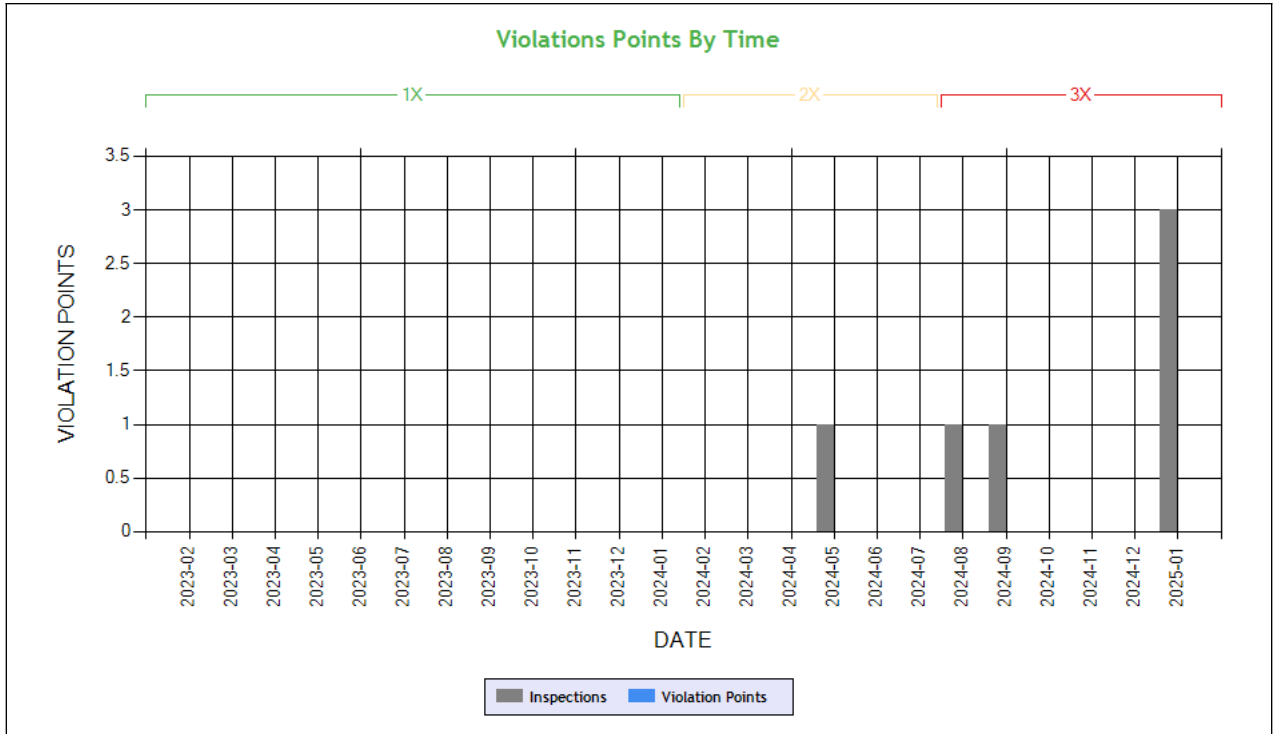
Time-Weighted Violation Points - no data available to draw a chart
Time-Weighted Severity Points by Vehicle - no data available to draw a chart

See the Excel file for the complete analysis # Violations is in (1-6/7-12/13-24mo)

Shaded = Out Of Service Violation		
Violation Group		
Violation Description	Total Time-weighted Points by VIN	% of Total Time-weighted Points by VIN
Driver Resp		
Total Time-weighted Points		
% Total Time-Wt Pts		

HOS Compliance

Time-Weighted Violation Points - no data available to draw a chart
Time-Weighted Severity Points by Vehicle - no data available to draw a chart



Carrier Software
 1-800-646-5152
 info@CarrierSoftware.com

CONFIDENTIAL - Intended for use by Amerigo Insurance Agency - Date: 3/1/2025
SAHNI TRANSPORT INC - DOT# 4180064 / MC1609219

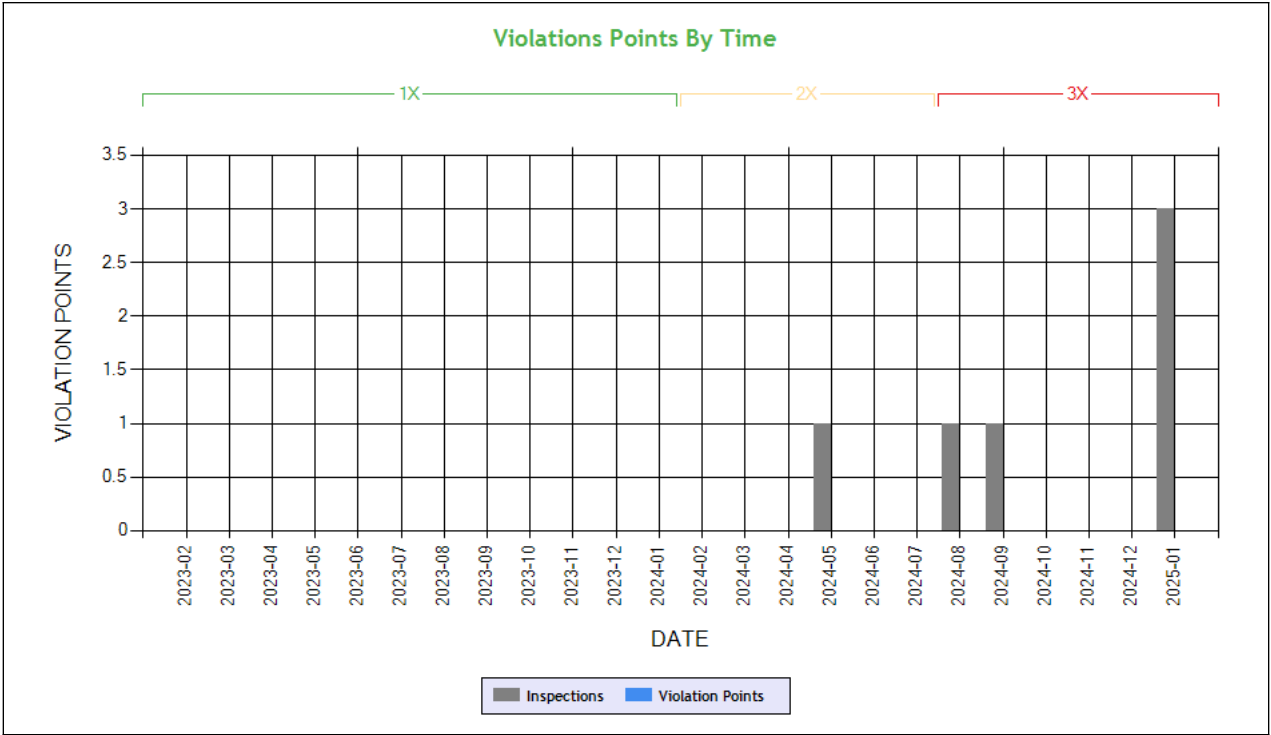
See the Excel file for the complete analysis

Violations is in (1-6/7-12/13-24mo)

Shaded = Out Of Service Violation		
Violation Group		
Violation Description	Total Time-weighted Points by VIN	% of Total Time-weighted Points by VIN
Driver Resp		
Total Time-weighted Points		
% Total Time-Wt Pts		



Driver Fitness



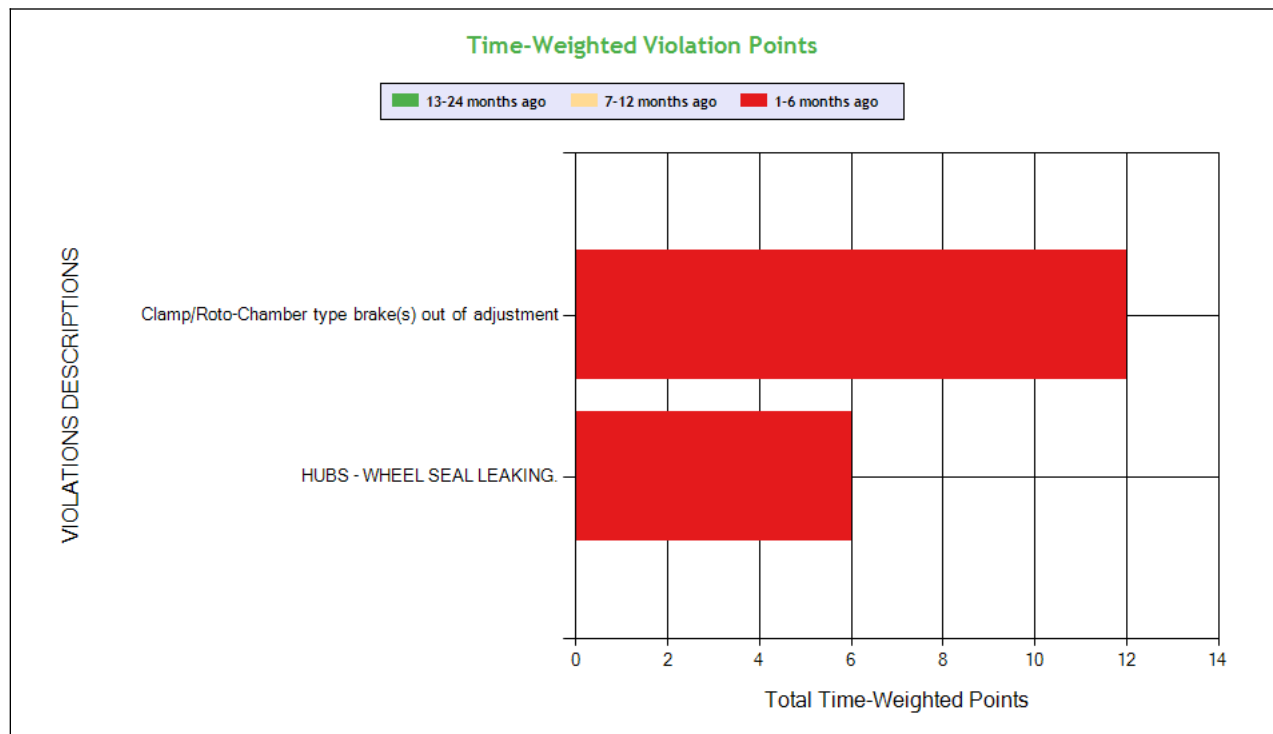
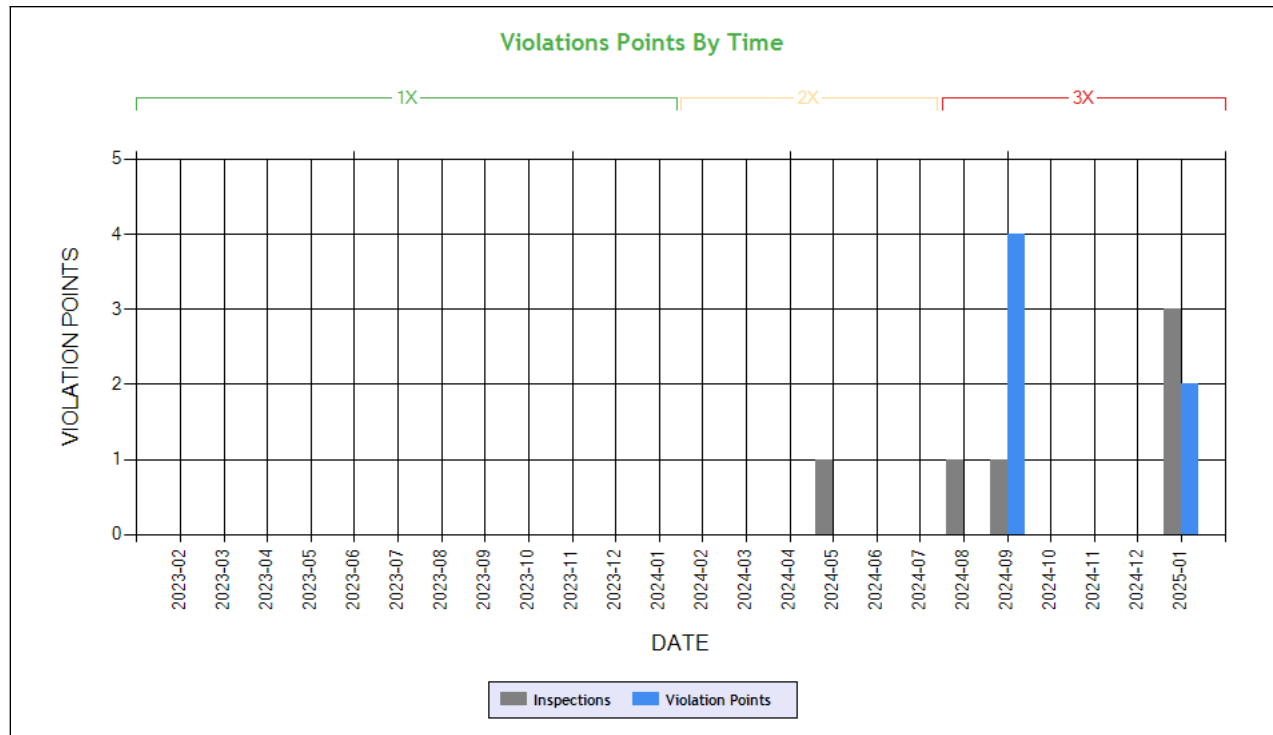
Time-Weighted Violation Points - no data available to draw a chart
Time-Weighted Severity Points by Vehicle - no data available to draw a chart

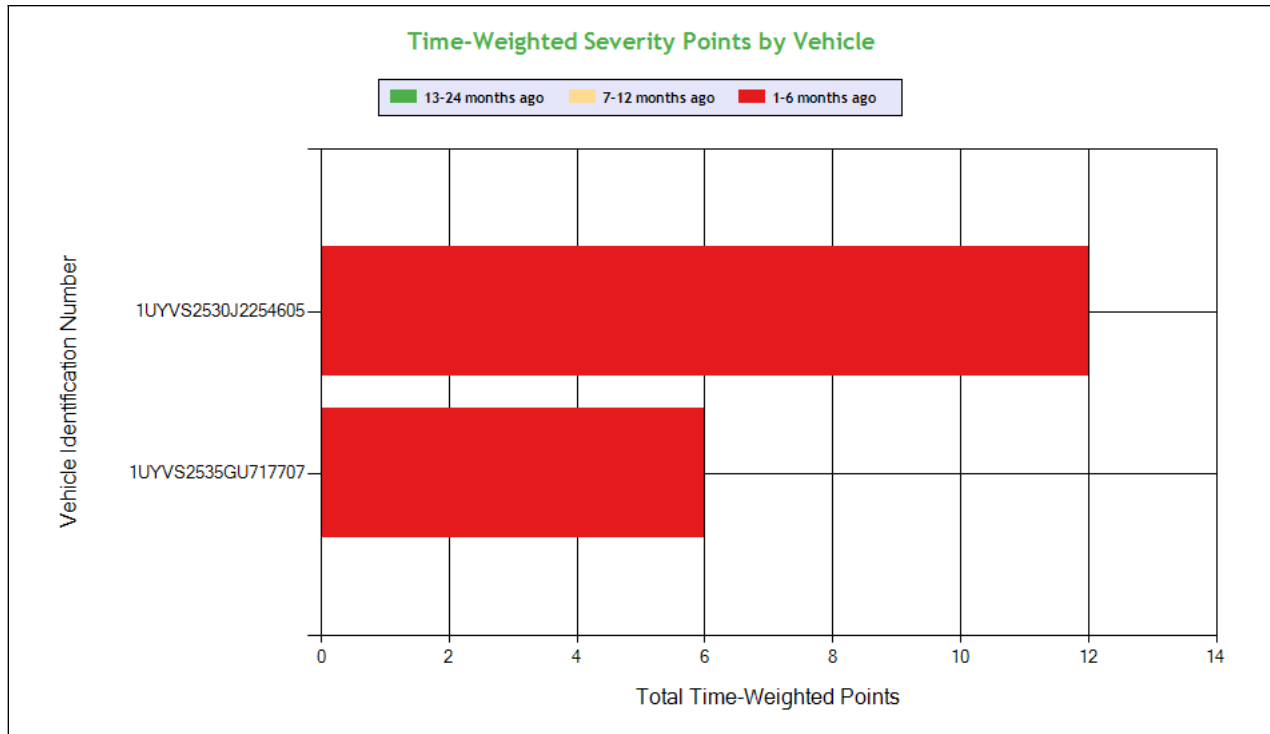
See the Excel file for the complete analysis # Violations is in (1-6/7-12/13-24mo)

Shaded = Out Of Service Violation		
Violation Group		
Violation Description	Total Time-weighted Points by VIN	% of Total Time-weighted Points by VIN
Driver Resp		
Total Time-weighted Points		
% Total Time-Wt Pts		



Vehicle Maintenance





Carrier Software
 1-800-646-5152
 info@CarrierSoftware.com

CONFIDENTIAL - Intended for use by Amerigo Insurance Agency - Date: 3/1/2025

SAHNI TRANSPORT INC - DOT# 4180064 / MC1609219

See the Excel file for the complete analysis

Violations is in (1-6/7-12/13-24mo)

Shaded = Out Of Service Violation				
Violation Group			Brakes Out of Adjustment	Wheels Studs Clamps Etc.
Violation Description	Total Time-weighted Points by VIN	% of Total Time-weighted Points by VIN	Clamp/Roto-Chamber type brake(s) out of adjustment	HUBS - WHEEL SEAL LEAKING.
Driver Resp			No	Yes
Total Time-weighted Points			12	6
% Total Time-Wt Pts			66.67	33.33
1UYVS2530J2254605	12	66.67	12 (1/0/0)	
1UYVS2535GU717707	6	33.33		6 (1/0/0)

COLOR CODED CRASH TABLE ToC

No crashes have been reported by the DOT on this Motor Carrier

INSPECTIONS WITH SHARED EQUIPMENT:

No Data



LEGEND

Vehicle Information

Inspection for DOT # being analyzed

Inspection for Different DOT #

Crash Information for specific VIN

INSPECTION DETAILS for ALL Inspections

PDF shows the first 100 Power Unit & Trailer VINs with most recent inspections using data from the last 4 years

POWER UNIT Inspections Section

VIN: 3AKJHHDR8JSJT9729				Unit: Truck Tractor		Year: 2018	Make: FREIGHTLINER	
DOT No: 4180064		Docket No: MC1609219		Name: SAHNI TRANSPORT INC			Interstate: Yes	
Date	Unit License	Unit Lic State	Violation Unit	Violation Description		Severity	OOS	Citation
01/16/2025	ZP39214	CA	-	-		-	-	-
01/13/2025	ZP39214	CA	-	-		-	-	-
01/10/2025	ZP39214	CA	-	-		-	-	-
DOT No: 1315201				Docket No: MC505611		Name: GBTI INC		
							Interstate: Yes	
Date	Unit License	Unit Lic State	Violation Unit	Violation Description		Severity	OOS	Citation
04/22/2024	YP85977	CA	-	-		-	-	-
03/30/2024	YP85977	CA	-	-		-	-	-
08/09/2023	YP85977	CA	1	393.95A - No/discharged/unsecured fire extinguisher		2	No	
07/08/2021	XP13935	CA	-	-		-	-	-
05/14/2019	XP13935	CA	-	-		-	-	-
06/29/2018	XP13935	CA	D	392.2C - Failure to obey traffic control device		5	No	
01/21/2018	XP13935	CA	-	-		-	-	-
11/15/2017	XP13935	CA	1	392.9A2 - Failing to secure vehicle equipment		1	Yes	
11/15/2017	XP13935	CA	D	395.8 - Driver record of duty status (general/form and manner)		1	No	

VIN: 3AKJHHDR2JSJT9726				Unit: Truck Tractor		Year: 2018	Make: FREIGHTLINER	
DOT No: 4180064		Docket No: MC1609219		Name: SAHNI TRANSPORT INC			Interstate: Yes	
Date	Unit License	Unit Lic State	Violation Unit	Violation Description		Severity	OOS	Citation
09/18/2024	ZP22569	CA	-	-		-	-	-
08/19/2024	ZP22569	CA	-	-		-	-	-
05/27/2024	ZP22569	CA	-	-		-	-	-
DOT No: 452045				Docket No: MC268026		Name: GTC CORPORATION		
							Interstate: Yes	
Date	Unit License	Unit Lic State	Violation Unit	Violation Description		Severity	OOS	Citation
07/07/2023	XP96702	CA	-	-		-	-	-
11/15/2022	XP96702	CA	-	-		-	-	-
08/09/2022	XP96702	CA	-	-		-	-	-
09/29/2021	XP96702	CA	-	-		-	-	-
DOT No: 1315201				Docket No: MC505611		Name: GBTI INC		
							Interstate: Yes	



Date	Unit License	Unit Lic State	Violation Unit	Violation Description	Severity	OOS	Citation
07/16/2019	XP13914	CA	-	-	-	-	-
02/11/2019	XP13914	CA	-	-	-	-	-
08/31/2018	XP13914	CA	-	-	-	-	-
07/26/2018	XP13914	CA	-	-	-	-	-
07/05/2018	XP13914	CA	-	-	-	-	-
06/25/2018	XP13914	CA	D	392.2SLLS3 - State/Local Laws - Speeding 11-14 miles per hour over the speed limit	7	No	
05/01/2018	XP13914	CA	-	-	-	-	-
02/09/2018	XP13914	CA	-	-	-	-	-
12/24/2017	XP13914	CA	-	-	-	-	-

TRAILER Inspections Section

VIN: 3AKJHHDR8JSJT9729		Unit: Truck Tractor		Year: 2018	Make: FREIGHTLINER		
DOT No: 4180064		Docket No: MC1609219		Name: SAHNI TRANSPORT INC		Interstate: Yes	
Date	Unit License	Unit Lic State	Violation Unit	Violation Description	Severity	OOS	Citation
01/16/2025	ZP39214	CA	-	-	-	-	-
01/13/2025	ZP39214	CA	-	-	-	-	-
01/10/2025	ZP39214	CA	-	-	-	-	-
DOT No: 1315201		Docket No: MC505611		Name: GBTI INC		Interstate: Yes	
Date	Unit License	Unit Lic State	Violation Unit	Violation Description	Severity	OOS	Citation
04/22/2024	YP85977	CA	-	-	-	-	-
03/30/2024	YP85977	CA	-	-	-	-	-
08/09/2023	YP85977	CA	1	393.95A - No/discharged/unsecured fire extinguisher	2	No	
07/08/2021	XP13935	CA	-	-	-	-	-
05/14/2019	XP13935	CA	-	-	-	-	-
06/29/2018	XP13935	CA	D	392.2C - Failure to obey traffic control device	5	No	
01/21/2018	XP13935	CA	-	-	-	-	-
11/15/2017	XP13935	CA	1	392.9A2 - Failing to secure vehicle equipment	1	Yes	
11/15/2017	XP13935	CA	D	395.8 - Driver record of duty status (general/form and manner)	1	No	

VIN: 3AKJHHDR2JSJT9726		Unit: Truck Tractor		Year: 2018	Make: FREIGHTLINER		
DOT No: 4180064		Docket No: MC1609219		Name: SAHNI TRANSPORT INC		Interstate: Yes	
Date	Unit License	Unit Lic State	Violation Unit	Violation Description	Severity	OOS	Citation
09/18/2024	ZP22569	CA	-	-	-	-	-
08/19/2024	ZP22569	CA	-	-	-	-	-
05/27/2024	ZP22569	CA	-	-	-	-	-
DOT No: 452045		Docket No: MC268026		Name: GTC CORPORATION		Interstate: Yes	
Date	Unit License	Unit Lic State	Violation Unit	Violation Description	Severity	OOS	Citation
07/07/2023	XP96702	CA	-	-	-	-	-
11/15/2022	XP96702	CA	-	-	-	-	-
08/09/2022	XP96702	CA	-	-	-	-	-
09/29/2021	XP96702	CA	-	-	-	-	-
DOT No: 1315201		Docket No: MC505611		Name: GBTI INC		Interstate: Yes	



Date	Unit License	Unit Lic State	Violation Unit	Violation Description	Severity	OOS	Citation
07/16/2019	XP13914	CA	-	-	-	-	-
02/11/2019	XP13914	CA	-	-	-	-	-
08/31/2018	XP13914	CA	-	-	-	-	-
07/26/2018	XP13914	CA	-	-	-	-	-
07/05/2018	XP13914	CA	-	-	-	-	-
06/25/2018	XP13914	CA	D	392.2SLLS3 - State/Local Laws - Speeding 11-14 miles per hour over the speed limit	7	No	
05/01/2018	XP13914	CA	-	-	-	-	-
02/09/2018	XP13914	CA	-	-	-	-	-
12/24/2017	XP13914	CA	-	-	-	-	-

Inspection Summary By Month (based on inspections from the last 4 years) ToC						
Year-Month	Number of Inspections	Number of Power Units	Total Violations	Total OOS Inspections	Total Severity Points	Number of Crashes
2025-01	3	3	1	0	2	0
2024-09	1	1	1	0	4	0
2024-08	1	1	0	0	0	0
2024-05	1	1	0	0	0	0
Note: The most recent month's counts may not include all the inspections for that month.						

VIN Inspection Violation Details ToC									
# of VINs: 4 # of Insp: 4 Severity Weight: 12 Avg. Weight/VIN: 3.0 (based on inspections in the last 4 years, showing top 50 VINs inspected most recently)									
VIN 1UYVS2535GU717707		# of Inspections: 1		Total Severity: 2		Percentage of Total: 16.67%		Avg. Weight Per Inspection: 2.0	
Inspection Date	Inspection ID	Inspection State	Location Description	Total Severity	# of Violations	Shipper Name	Inspection Level	Post Accident	Out of Service
01/16/2025	83675692	CA	GRAPEVINE IF	2	1	CALIFORNIA FARMS LLC	1	No	No
BASIC		Unit Type		Severity		Description		Out of Service	
Vehicle Maintenance		Semi Trailer		2		396.5BHWSL:HUBS - WHEEL SEAL LEAKING.		No	
VIN 3AKJHHDR8JSJT9729		# of Inspections: 1		Total Severity: 2		Percentage of Total: 16.67%		Avg. Weight Per Inspection: 2.0	
Inspection Date	Inspection ID	Inspection State	Location Description	Total Severity	# of Violations	Shipper Name	Inspection Level	Post Accident	Out of Service
01/16/2025	83675692	CA	GRAPEVINE IF	2	1	CALIFORNIA FARMS LLC	1	No	No
BASIC		Unit Type		Severity		Description		Out of Service	
Vehicle Maintenance		Truck Tractor		2		396.5BHWSL:HUBS - WHEEL SEAL LEAKING.		No	
VIN 1UYVS2530J2254605		# of Inspections: 1		Total Severity: 4		Percentage of Total: 33.33%		Avg. Weight Per Inspection: 4.0	
Inspection Date	Inspection ID	Inspection State	Location Description	Total Severity	# of Violations	Shipper Name	Inspection Level	Post Accident	Out of Service
09/18/2024	82749947	CA	DUNSMUIR GRADE IF	4	1	GRIMMWAY FARMS	1	No	No
BASIC		Unit Type		Severity		Description		Out of Service	
Vehicle Maintenance		Semi Trailer		4		393.47E:Clamp/Roto-Chamber type brake(s) out of adjustment		No	
VIN 3AKJHHDR2JSJT9726		# of Inspections: 1		Total Severity: 4		Percentage of Total: 33.33%		Avg. Weight Per Inspection: 4.0	
Inspection Date	Inspection ID	Inspection State	Location Description	Total Severity	# of Violations	Shipper Name	Inspection Level	Post Accident	Out of Service
09/18/2024	82749947	CA	DUNSMUIR GRADE IF	4	1	GRIMMWAY FARMS	1	No	No
BASIC		Unit Type		Severity		Description		Out of Service	
Vehicle Maintenance		Truck Tractor		4		393.47E:Clamp/Roto-Chamber type brake(s) out of adjustment		No	



Inspection History ToC							
Inspection Date	Report Number	Report State	Plate Number	Plate State	Type	Severity Weight	Time Weight
01/16/2025	NEDJ003445	CA	ZP39214	CA	Truck Tractor		3
3AKJHHDR8JSJT9729 - Power Unit - Vehicle Maintenance Violation: 396.5BHWSLHUBS - WHEEL SEAL LEAKING.						2	
01/13/2025	UE2I008284	CA	ZP39214	CA	Truck Tractor		3
01/10/2025	1164670427	CO	ZP39214	CA	Truck Tractor		3
09/18/2024	NCRM006486	CA	ZP22569	CA	Truck Tractor		3
3AKJHHDR2JSJT9726 - Power Unit - Vehicle Maintenance Violation: 393.47EClamp/Roto-Chamber type brake(s) out of adjustment						4	
08/19/2024	UDL9003021	CA	ZP22569	CA	Truck Tractor		3
05/27/2024	UDL9002904	CA	ZP22569	CA	Truck Tractor		2
Only the first 20 inspections are shown. See the live report for more data.							