



## Table of Contents

1. Overview	2. BASIC Scores History
3. BASIC Measures	4. KPI: BASIC Measures by Cargo Group
5. Estimated ISS Score	6. Investigation Results
7. Penalties History	8. Acute Critical Violations
9. Red Flag Violation Details	10. DOT Registration Information
11. DOT MCS-150 History	12. Crash Summary
13. Inspection Summary	14. KPI: Inspection Viol OOS Rates by Cargo Group
15. FHWA Registration Information	16. FHWA Insurance Information
17. FHWA Authorities	18. Severe Violations
19. Violation Report	20. Violation Summary
21. Violation Enforcement Chronology	22. Inspection Violations & OOS Counts
23. Radius Of Operation	24. Inspection & Crash Locations
25. Cargo Hot Spots	26. Inspection Violations & OOS Chronology
27. Percent of Insp & Crash by State	28. VIN Insp Summary by State
29. Violations By Unit Type	30. Equipment Ownership
31. Equipment Details	32. Vehicle Age
33. States of Power Unit Registrations	34. Equipment Acquisitions
35. Driver Details	36. Shared VIN Summary
37. Shipper Table	38. Safety Summary
39. Safety Details	40. Crash Detail Color Coded
41. Inspections with Shared Equipment	42. Inspection Tabular Details
43. Inspection Summary By Month	44. VIN Inspection Violation Details
45. Inspection History	



**Business Address**

10302 FORT SANDERS AVE  
BAKERSFIELD, CA  
93311

**Contact Info**

(661)-364-3398  
MRUPPALINC@GMAIL.COM

**FHWA Address**

10302 FORT SANDERS AVE  
BAKERSFIELD, CA, 93311  
Phone: (661)-364-3398

**Mailing Address**


10302 FORT SANDERS AVE  
BAKERSFIELD, CA  
93311-4646

**Overview ToC**

**Operating Status:** AUTHORIZED FOR Property  
One other company viewed this DOT in the past two months  
**Crash/PU ratio:** 0.0%  
**Clean Inspection ratio:** 100.0%

**Estimated BASIC Scores (as of 3/28/2025)**

	Unsafe Driving	Hours of Service	Driver Fitness	Controlled Sub. and Alcohol	Vehicle Maintenance	HM Compliance	Crash
<b>Relative Scores</b>	0% ○	0% ○	0% ○	0% ○	0% ○	0% ○	0% ○
<b>Alert Status</b>	No	No	No	No	No	No	No



**Estimated Inspection Selection System (ISS) Score: 67**  
**Category: Optional Inspect**

\* The Estimated ISS score is based on Insufficient Data Algorithm \*

**BASIC Scores History - Unsafe Driving ToC**

There are no Scores for this BASIC

**BASIC Scores History - Hours of Service ToC**

There are no Scores for this BASIC

**BASIC Scores History - Driver Fitness ToC**

There are no Scores for this BASIC

**BASIC Scores History - Controlled Substance ToC**

There are no Scores for this BASIC



**BASIC Scores History - Vehicle Maintenance** [ToC](#)

There are no Scores for this BASIC

**BASIC Scores History - Crash** [ToC](#)

There are no Scores for this BASIC

**BASIC Scores History - Hazmat** [ToC](#)

There are no Scores for this BASIC

**BASIC Measures: Violation Points per Inspection Trends** [ToC](#)

No inspection violations

**BASIC Measures \* - Table** [ToC](#)

UD-Unsafe Driving, HOS-Hours of Service, DF-Driver Fitness, CS-Controlled Substances, VM-Vehicle Maintenance

Date	UD Measure	UD AC	UD with Viol	HOS Measure	HOS AC	HOS with Viol	DF Measure	DF AC	DF with Viol	CS Measure	CS AC	CS with Viol	VM Measure	VM AC	VM with Viol
03/2025	0.00	N	0	0.00	N	0	0.00	N	0	0.00	N	0	0.00	N	0
02/2025	0.00	N	0	0.00	N	0	0.00	N	0	0.00	N	0	0.00	N	0
01/2025	0.00	N	0	0.00	N	0	0.00	N	0	0.00	N	0	0.00	N	0
12/2024	0.00	N	0	0.00	N	0	0.00	N	0	0.00	N	0	0.00	N	0
11/2024	0.00	N	0	0.00	N	0	0.00	N	0	0.00	N	0	0.00	N	0
10/2024	0.00	N	0	0.00	N	0	0.00	N	0	0.00	N	0	0.00	N	0
09/2024	0.00	N	0	0.00	N	0	0.00	N	0	0.00	N	0	0.00	N	0
08/2024	0.00	N	0	0.00	N	0	0.00	N	0	0.00	N	0	0.00	N	0
07/2024	0.00	N	0	0.00	N	0	0.00	N	0	0.00	N	0	0.00	N	0
06/2024	0.00	N	0	0.00	N	0	0.00	N	0	0.00	N	0	0.00	N	0
05/2024	0.00	N	0	0.00	N	0	0.00	N	0	0.00	N	0	0.00	N	0
04/2024	0.00	N	0	0.00	N	0	0.00	N	0	0.00	N	0	0.00	N	0
03/2024	0.00	N	0	0.00	N	0	0.00	N	0	0.00	N	0	0.00	N	0

\* BASIC Measures are the absolute SMS scores that are compared within each Safety Event Group to determine the BASIC Score percentiles.

**KPI: BASIC Measures by Fleet Size and Cargo Group** [ToC](#)

Fleet Size: 1-5 PUs

	Unsafe Driving		Hours of Service		Driver Fitness		Controlled Substance		Vehicle Maintenance		HM Compliance		Crash	
Cargo Group (Companies)	Avg.	Comp. to Avg.	Avg.	Comp. to Avg.	Avg.	Comp. to Avg.	Avg.	Comp. to Avg.	Avg.	Comp. to Avg.	Avg.	Comp. to Avg.	Avg.	Comp. to Avg.
General Freight (487888)	0.77	Better	0.22	Better	0.20	Better	0.02	Better	1.88	Better	0.01	Better	0.06	Better
MR UPPAL INC	0.00		0.00		0.00		0.00		0.00		0.00		0.00	

**Estimated ISS Score:** 67 [Optional Inspect](#) [ToC](#) [About the Inspection Selection System](#)



**Estimated ISS Score History - Table ToC**

Date	Estimated ISS Score	Recommendation	Algorithm
03/28/2025	67	Optional Inspect	Insufficient Data Algorithm
02/28/2025	67	Optional Inspect	Insufficient Data Algorithm
01/31/2025	69	Optional Inspect	Insufficient Data Algorithm
12/27/2024	67	Optional Inspect	Insufficient Data Algorithm
11/29/2024	67	Optional Inspect	Insufficient Data Algorithm
10/25/2024	68	Optional Inspect	Insufficient Data Algorithm
09/27/2024	67	Optional Inspect	Insufficient Data Algorithm
08/30/2024	67	Optional Inspect	Insufficient Data Algorithm
07/26/2024	67	Optional Inspect	Insufficient Data Algorithm
06/28/2024	67	Optional Inspect	Insufficient Data Algorithm
05/31/2024	63	Optional Inspect	Insufficient Data Algorithm
04/26/2024	63	Optional Inspect	Insufficient Data Algorithm
03/29/2024	63	Optional Inspect	Insufficient Data Algorithm

**Investigation Results ToC**

No Investigations reported on FMCSA website

**Penalties History ToC**

There is a problem with the Penalties data on FMCSA website.

**Acute Critical Violations (Based on Investigations as per CSA Methodology Appendix A) ToC**

No Data

No red flag violations in the last 24 months

**DOT Registration Information: The following information on this specific DOT # is from the Federal DOT (as of Operating Authority**

DOT Registration: 03/27/2024		Total Power Units: 1	Total Trucks: 1	Total Trailers: 1	Total Passenger Vehicles: 0
Status	Entity Type	Organization Type	Nation	Total Cars	Drivers / CDL Drivers
A	C	-	US	0	1 / 1
MCS-150 Date	Op Codes	Shipper Op Codes	Shipper HazMat Op Codes	Latest Review Type	Latest Review Document Number(Date)
03/27/2024	A				()
MCS-150 Mileage (Year)	Record Update Date	Transports Hazmats	DOT Census Date	Recordable Accident Rate	Preventable Accident Rate
()*	03/27/2024	N	03/27/2024	0%	0%
MCS-151 Mileage	Safety Rating (Date)	SEA Accident	SEA Driver	SEA Vehicle	SEA Management
0	None (None)	0%	0%	0%	0%
Classification Codes		Cargo Carried (per MCS-150)			
Authorized-For-Hire		General Freight			

**DOT MCS-150 History ToC**

(as of - DOT census)

No Data for DOT MCS-150 History



## Crash Summary Chart **ToC**Crashes Summary - Chart (based on all available crash data)

No Data

Crashes Summary - Table (based on all available crash data) <b>ToC</b>										
	TOTAL	Last 6 months	7-12 months	13-18 months	19-24 months	25-30 months	30-36 months	37-41 months	42-48 months	Over 49 months
Total Reportable	0	0	0	0	0	0	0	0	0	0
Fatalities	0	0	0	0	0	0	0	0	0	0
Injuries	0	0	0	0	0	0	0	0	0	0
Tow Away	0	0	0	0	0	0	0	0	0	0
With Citations	0	0	0	0	0	0	0	0	0	0
Federal Recordable	0	0	0	0	0	0	0	0	0	0
Preventable	0	0	0	0	0	0	0	0	0	0
Crash per Pwr Unit	-	0.0%	0.0%	0.0%	0.0%	0.0%	0.0%	0.0%	0.0%	-

## Inspection Summary **ToC**

The following inspection information is based on results for 24 months prior to: 04/28/2025. Please note that the total inspections number is not necessarily the total of the vehicle, driver and hazmat inspections, as one inspection may have included any combination of the below inspections.

Overall	Vehicle	Driver	Hazmat
(Please note that the total inspections number is not necessarily the total of the vehicle, driver and hazmat inspections, as one inspection may have included any combination of the below inspections)  Total Inspections: 1 Total Out of Service: 0  Out of Service: 0% National Average: 21.01% Difference: -21.01%	Total Inspections: 0 Total Out of Service: 0  Out of Service: 0.00% National Average: 25.19% Difference: -25.19%	Total Inspections: 1 Total Out of Service: 0  Out of Service: 0.00% National Average: 6.59% Difference: -6.59%	Total Inspections: 0 Total Out of Service: 0  Out of Service: 0.00% National Average: 2.96% Difference: -2.96%

## KPI: Inspection Viol OOS Rates by Cargo Group **ToC**

Cargo Group	OVERALL		VEHICLE		DRIVER		HAZMAT	
	Average	Compared to Average	Average	Compared to Average	Average	Compared to Average	Average	Compared to Average
General Freight	28.59%	Better	25.09%	Better	12.38%	Better	0.20%	Better
MR UPPAL INC	0%		0%		0%		0%	

## FHWA Registration Information: The following data on this Motor Carrier is from the Federal Hwy Administration (as of 7/24/2024)

Docket Number	DOT Number	Company Name	DBA Name	Address	City	State	Country	ZIP Code
MC1629211	4216822	MR UPPAL INC		10302 FORT SANDERS AVE	BAKERSFIELD	CA	US	93311
Phone Number	Fax Number	Mail Address	Mail City	Mail State	Mail Contry	Mail ZIP Code	Mail Phone Number	Mail Fax Number
(661)-364-3398		10302 FORT SANDERS AVE	BAKERSFIELD	CA	US	93311-4646		
Date of Last Change	Freight	Passenger	Household Goods	Active Authority	Pending Authority	Revocation Pending Authority		
7/24/2024	Y	N	N	/ Common /	/	/		



**Insurance Required (as of 07/24/2024) ToC**

Docket Number	Insurance Type	Insurance Required	Insurance on File
MC1629211	BIPD	\$750k	\$750k
MC1629211	Cargo	No	No
MC1629211	Bond	No	No

**Active / Pending Insurance (as of 07/24/2024)**

Docket Number	Form	Type	Insurance Carrier	Policy/Surety	Coverage From	Coverage To	Required	On File	Effective Date	Cancel Date
MC1629211	91X	BIPD/Primary	LANCER INSURANCE COMPANY	CM0079577	\$0k	\$750k	\$750k	\$750k	05/06/2024	-

**Insurance History (as of 07/24/2024)**

No Data for Insurance History (as of 07/24/2024)

**FHWA Authorities (as of 07/24/2024) ToC**

Docket#	L&I Name	Active Authority	Inactive Authority	Pending Authority	Revocation Pending Authority	Freight	Passenger	Household Goods
MC1629211	MR UPPAL INC	Common /				Yes	No	No

**Authority History (as of 07/24/2024)**

Docket Number	Sub	Auth Type	Original Action	Disposition
MC1629211		COMMON	GRANTED 5/10/2024 12:00:00 AM	

**Severe Violations (i.e. those with >= 8 points) - Chart ToC**

No Data

**Severe Violations (i.e. those with >= 8 points) - Table**

No Data

**Violation Report ToC**

Inspection Date	Inspection State	BASIC	Violation Description	OOS	VIN	Severity Points
05/31/2024	MO	-	392.2SLEWA1 - State/Local Laws - Excessive Weight - 1-2500 Lbs Over On An Axle/Axle Groups.	No	3AKJHHDR9LSKZ6527	0

No filters were applied when generating this report, see the live report for more options.

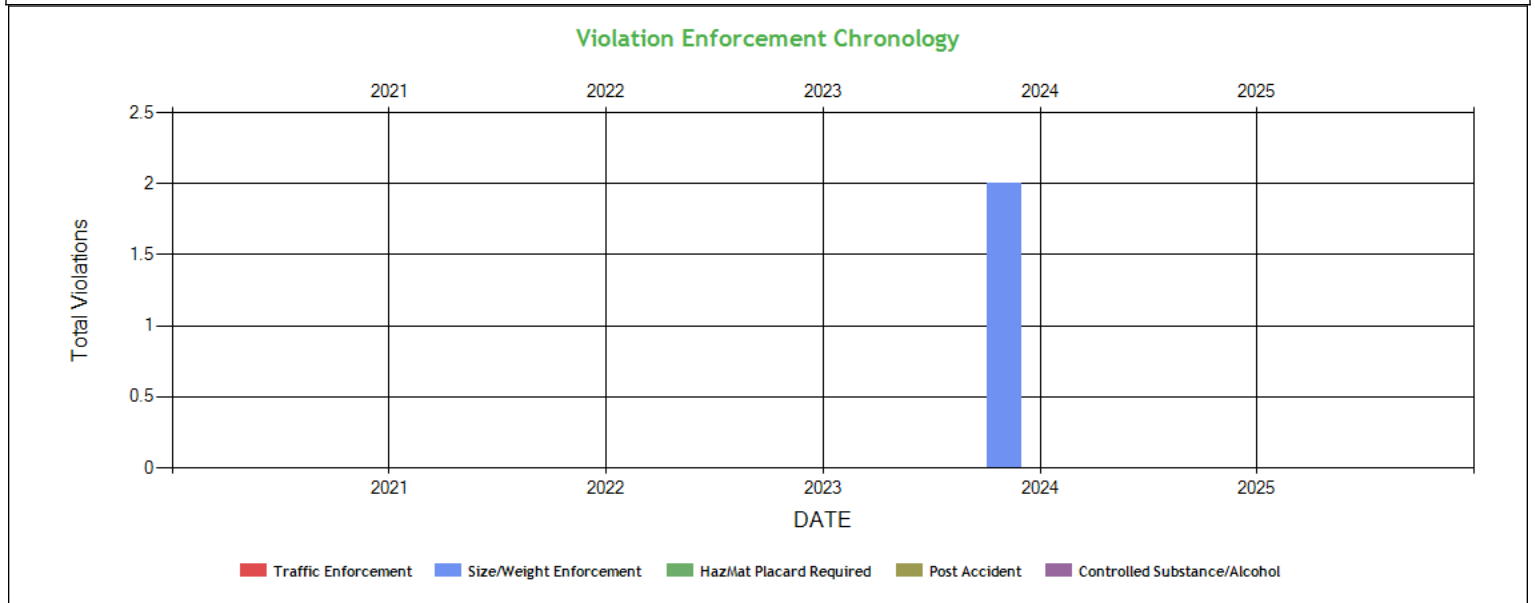


### Violation Summary [ToC](#)

BASIC	Violation Group	Code	Description	# of Violations	# of OOS Violations	Severity Points
	Not used in SMS Calculation	392.2SLLEWA1	State/Local Laws - Excessive Weight - 1-2500 Lbs Over On An Axle/Axle Groups.	1	0	0

No filters were applied when generating this report, see the live report for more options.

### Violation Enforcement Chronology - Chart [ToC](#)

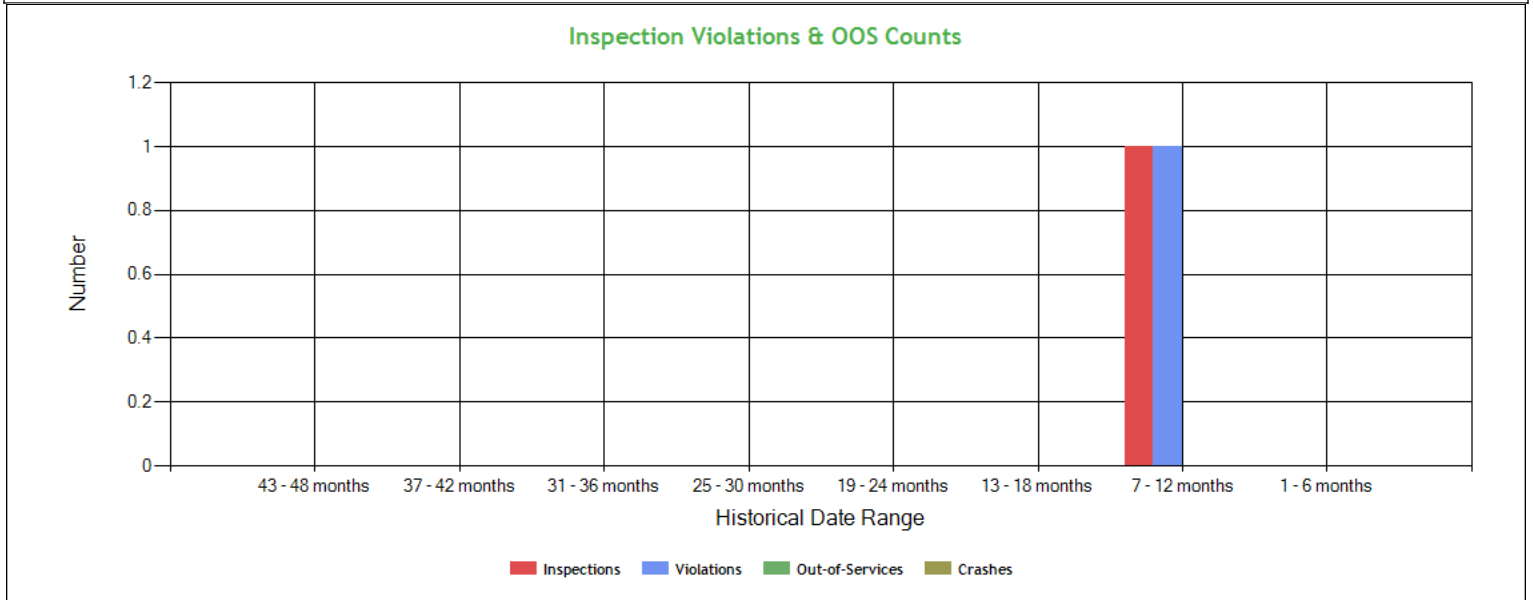


### Violation Enforcement Chronology - Table [ToC](#)

	2021	2022	2023	2024	2025
Traffic Enforcement	0	0	0	0	0
Size/Weight Enforcement	0	0	0	2	0
HazMat Placard Required	0	0	0	0	0
Post Accident	0	0	0	0	0
Controlled Substance/Alcohol	0	0	0	0	0



**Inspection Violations & OOS Counts - Chart** [ToC](#)



**Inspection Violations & OOS Counts - Table** [ToC](#)

Date Range	Inspections	Violations	Out-of-Services	Crashes
TOTAL	1	1	0	0
1 - 6 months	0	0	0	0
7 - 12 months	1	1	0	0
13 - 18 months	0	0	0	0
19 - 24 months	0	0	0	0
25 - 30 months	0	0	0	0
31 - 36 months	0	0	0	0
37 - 42 months	0	0	0	0
43 - 48 months	0	0	0	0

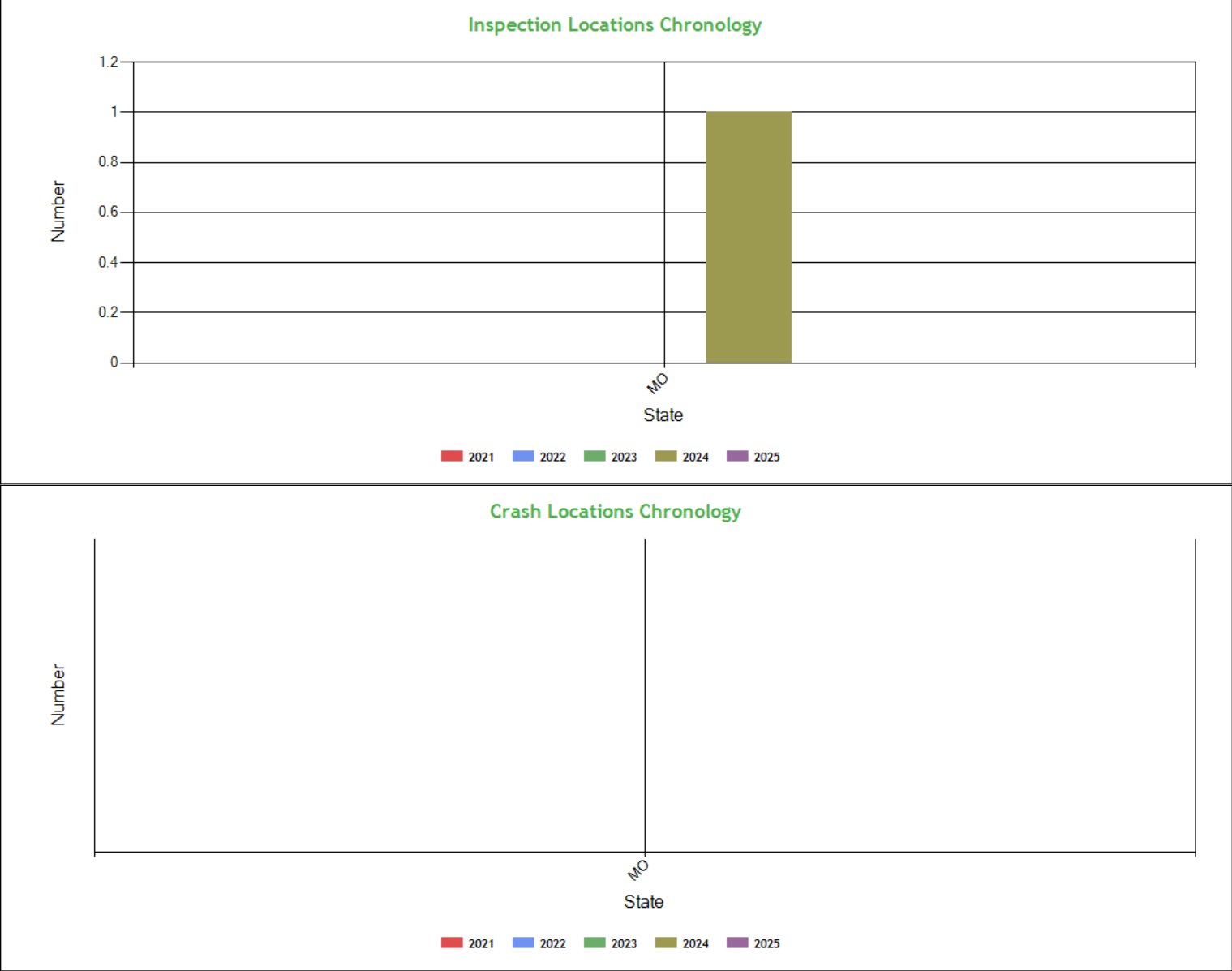
**Radius of Operation (based on Inspections and Crashes during the past 3 years)** [ToC](#)

	Total	Drive between 0 and 50 miles radius	Drive between 51 and 200 miles radius	Drive between 201 and 300 miles radius	Drive between 301 and 400 miles radius	Drive between 401 and 500 miles radius	Drive between 501 and 600 miles radius	Drive beyond 600 miles radius
Power Units (i.e. unique VINs)	1	0	0	0	0	0	0	1
Percent	100%	0%	0%	0%	0%	0%	0%	100%





Inspection & Crash Locations - Chart [ToC](#)



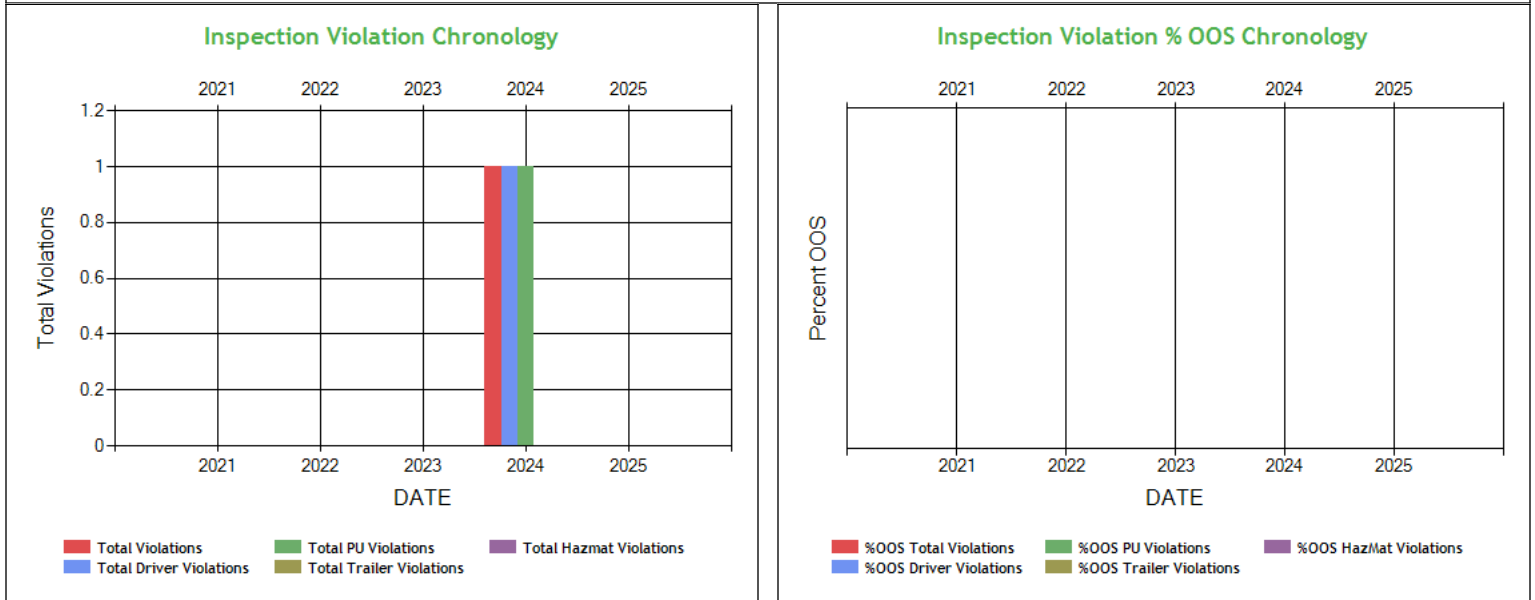
Inspection & Crash Locations - Table [ToC](#)

State	Inspections					Violations					Out-of-Services					Crashes				
	2021	2022	2023	2024	2025	2021	2022	2023	2024	2025	2021	2022	2023	2024	2025	2021	2022	2023	2024	2025
TOTAL	0	0	0	1	0	0	0	0	1	0	0	0	0	0	0	0	0	0	0	0
MO	0	0	0	1	0	0	0	0	1	0	0	0	0	0	0	0	0	0	0	0

No hot spot data in the last 12 months



**Inspection Violation % OOS Chronology - Chart ToC**

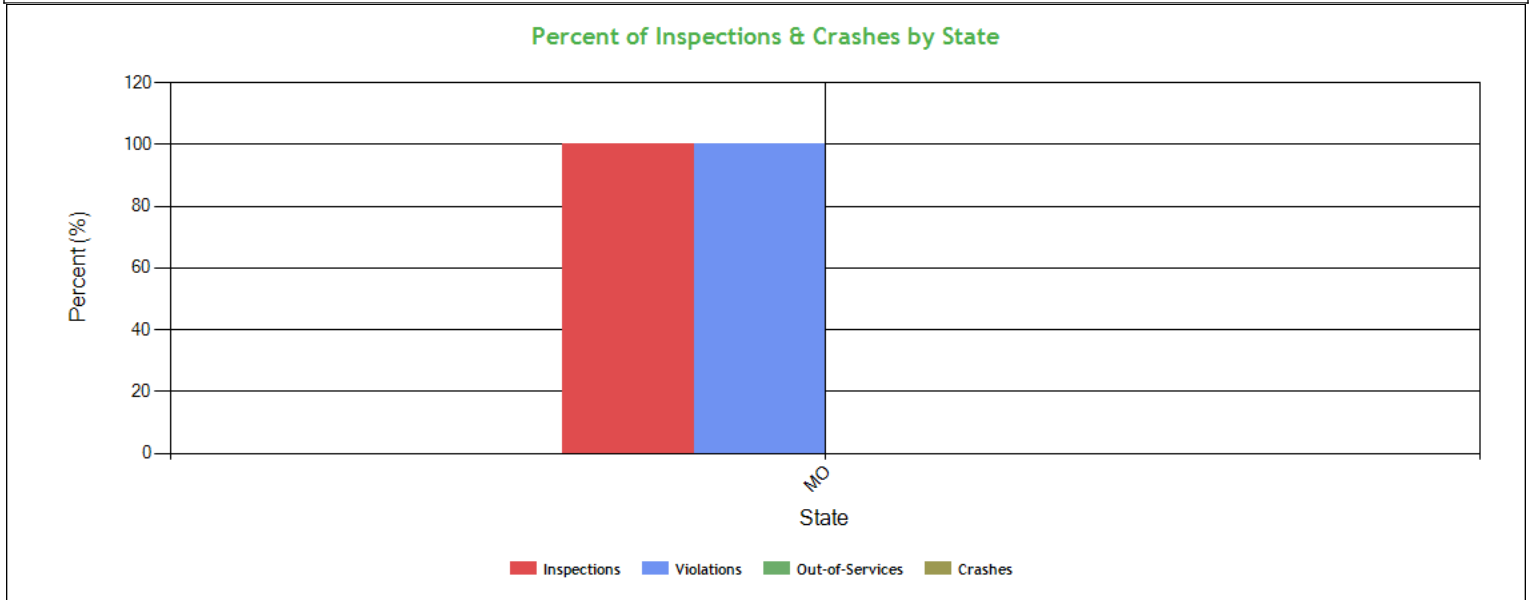


**Inspection Violation % OOS Chronology - Table ToC**

	2021	2022	2023	2024	2025
Total Violations	0	0	0	1	0
Total Out Of Services	0	0	0	0	0
%OOS Total Violations	0	0	0	0	0
Total Driver Violations	0	0	0	1	0
Total Driver Out Of Services	0	0	0	0	0
%OOS Driver Violations	0	0	0	0	0
Total PU Violations	0	0	0	1	0
Total PU Out Of Services	0	0	0	0	0
%OOS PU Violations	0	0	0	0	0
Total Trailer Violations	0	0	0	0	0
Total Trailer Out Of Services	0	0	0	0	0
%OOS Trailer Violations	0	0	0	0	0
Total Hazmat Violations	0	0	0	0	0
Total Hazmat Out Of Services	0	0	0	0	0
%OOS HazMat Violations	0	0	0	0	0



Percent of Insp & Crash by State - Chart ToC



Percent of Insp & Crash by State - Table (based on Inspection data from the last 4 years) ToC

State	Inspections		Violations		Out-of-Services		Crashes	
	Total	Percent	Total	Percent	Total	Percent	Total	Percent
	1	100	1	100	0	100	0	100
MO	1	100	1	100	0	0	0	0

VIN Insp Summary by State (based on inspection from the last 2 years) ToC

VIN	Insp	Viol Pts	Counts in each State	
			MO	
			Insp	Viol Pts
TOTALS	1/ 0*	1/ 0**	1	0
3AKJHHDR9LSKZ 6527	1	0	1	0

\*<Total number of inspections for these 1 VIN(s)>/n<Total number of inspections for these 1 state(s)>

\*\*<Total severity sum for these 1 VIN(s)>/n<Total severity sum for these 1 state(s)>

Violations By Unit Type ToC

# of Violations: 1 Total Severity: 0 based on inspections in the last 2 years

Violation Unit: Driver	# of Violations: 1	Total Severity: 0	% of Total: 0
Viol. Group: Not used in SMS Calculation	# of Violations: 1	Total Severity: 0	% of Total: 0
Violation	Number of Occurrences	Viol. Severity	Total Severity
392.2SLEWA1:State/Local Laws - Excessive Weight - 1-2500 Lbs O	1	0	0



**Equipment Ownership** [ToC](#)**Equipment Ownership** (based on MCS-150 dated 3/27/2024)

	Trucks	Tractors	Trailers	Motor Coaches	Vans
Owned	0	1	1	0	0
Term Leased	0	0	0	0	0
Trip Leased	0	0	0	0	0
Total No.	0	1	1	0	0

**Equipment Details Power Units** [ToC](#)

VIN	Latest Insp Date	Year	Make	Model	Body Class	Body Type	Axles	Len	Fuel Type
3AKJHHDR9LS KZ6527	05/31/2024	2020	FREIGHTLINER	New Cascadia 126" Sleepercab	Truck-Tractor	-	-	-	Diesel

**Equipment Details Trailers**

VIN	Latest Insp Date	Year	Make	Model	Body Class	Body Type	Axles	Len	Fuel Type
1GRAA0627KE1 62181	05/31/2024	2019	GREAT DANE	Great Dane Trailers	-	-	2	53	-

**Vehicle Age** [ToC](#)

Year	# Power Units	PU Percentage	# Trailers	Trailres Percentage
2020	1	100.00%	0	0.00%
2019	0	0.00%	1	100.00%

Based on 24 months of inspection data, see the live report for more options

**States of Power Unit Registrations** [ToC](#)

State	MO
Number of Power Units	1

**Equipment Acquisitions - Table** [ToC](#)

	Power Units inspected for 1st time in past 12 months	Power Units inspected for 1st time in past 24 months	Power Units inspected during entire date range	Trailers inspected for 1st time in past 12 months	Trailers inspected for 1st time in past 24 months	Trailers inspected during entire date range
Unique VINs	1	1	1	1	1	1
Unique License Plates	1	1	1	1	1	1
License Plate States	1	1	1	1	1	1

**Driver Details** [ToC](#)**Driver Details** (based on MCS-150 dated 3/27/2024)

	Within 100 mi	Beyond 100 mi	TOTAL
# Drivers Interstate	0	1	1
# Drivers Intrastate	0	0	0
TOTAL	0	1	/

Avg. # Trip Lease Drivers/Mo: 0 # Drivers Grand Total: 1 # Drivers Commercially Licensed: 1



**Shared VIN Summary**   **ToC**

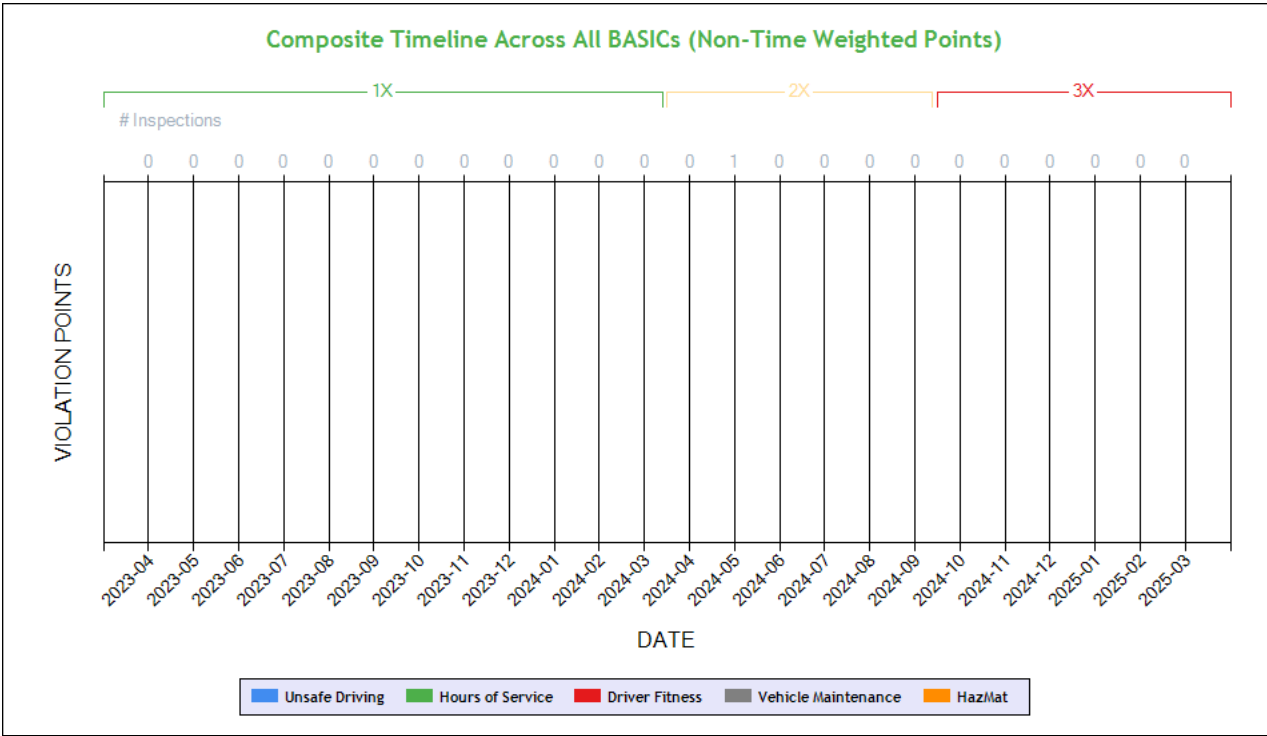
**No Data**

**SHIPPERS DETAIL**   **ToC** based on Inspection results for the last 4 years

Shipper Name	Number of Inspections
No Shipper listed	1



Carrier Underwriting Report Safety Summary ToC



Time-Weighted Violation Points - no data available to draw a chart  
Time-Weighted Violation Points by Vehicle - no data available to draw a chart

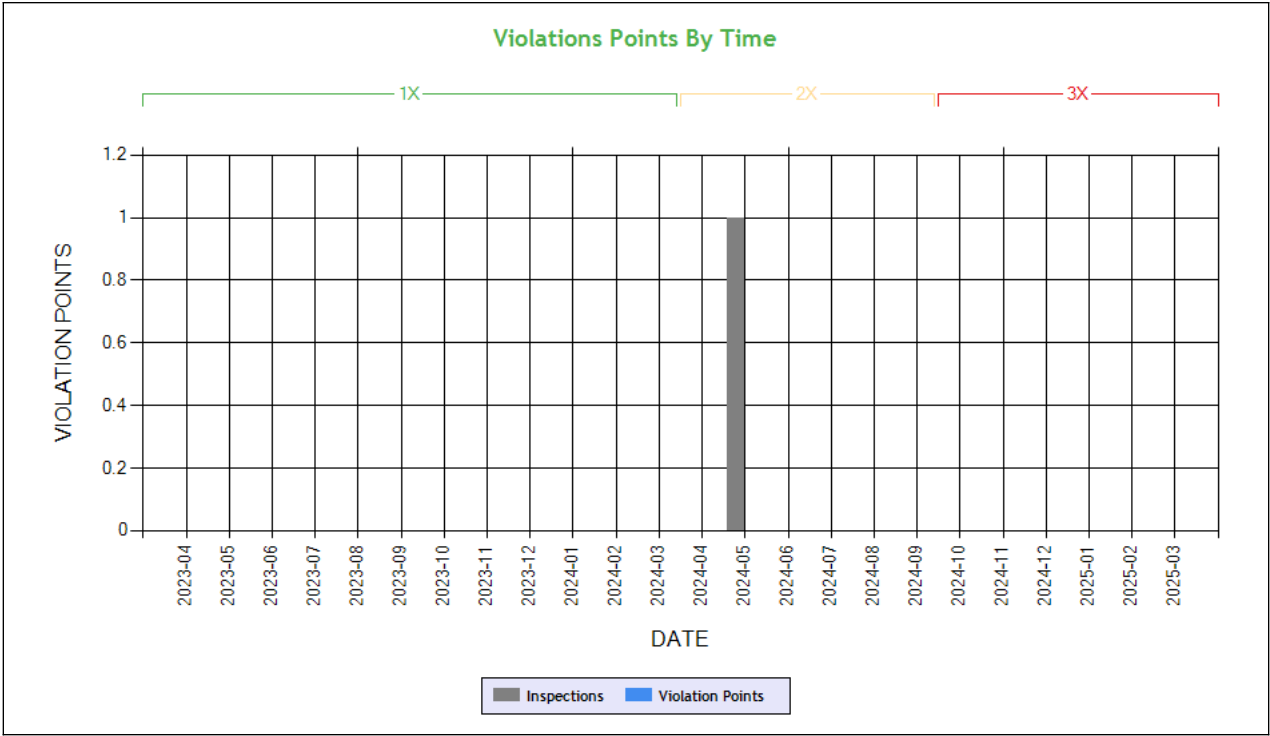
See the Excel file for the complete analysis # Violations is in (1-6/7-12/13-24mo)

Shaded = Out Of Service Violation		
Violation Group		
Violation Description	Total Time-weighted Points by VIN	% of Total Time-weighted Points by VIN
Driver Resp		
Total Time-weighted Points		
% Total Time-Wt Pts		



**SAFETY ANALYSIS    ToC**

**Unsafe Driving**



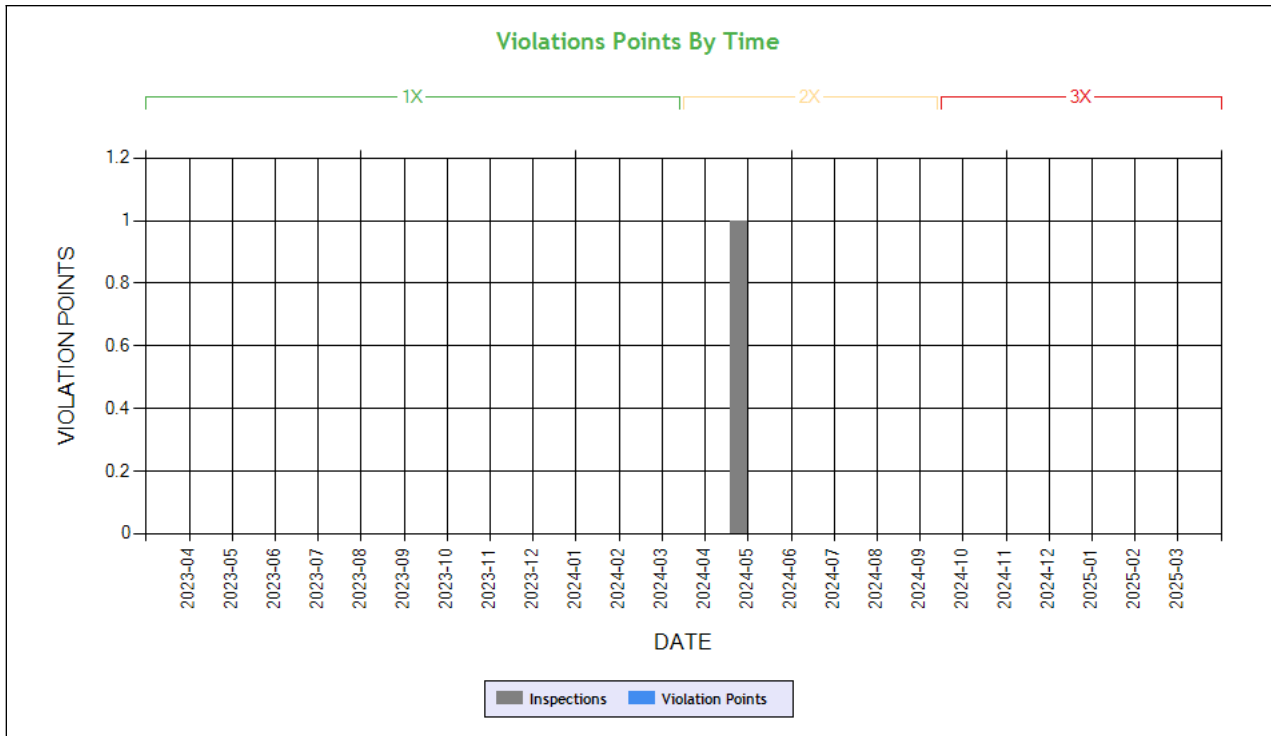
**Time-Weighted Violation Points - no data available to draw a chart**  
**Time-Weighted Severity Points by Vehicle - no data available to draw a chart**

See the Excel file for the complete analysis # Violations is in (1-6/7-12/13-24mo)

Shaded = Out Of Service Violation		
Violation Group		
Violation Description	Total Time-weighted Points by VIN	% of Total Time-weighted Points by VIN
Driver Resp		
Total Time-weighted Points		
% Total Time-Wt Pts		

**HOS Compliance**

**Time-Weighted Violation Points - no data available to draw a chart**  
**Time-Weighted Severity Points by Vehicle - no data available to draw a chart**



**Carrier Software**  
 1-800-646-5152  
 info@CarrierSoftware.com

**CONFIDENTIAL - Intended for use by Amerigo Insurance Agency - Date: 4/29/2025**  
 MR UPPAL INC - DOT# 4216822 / MC1629211

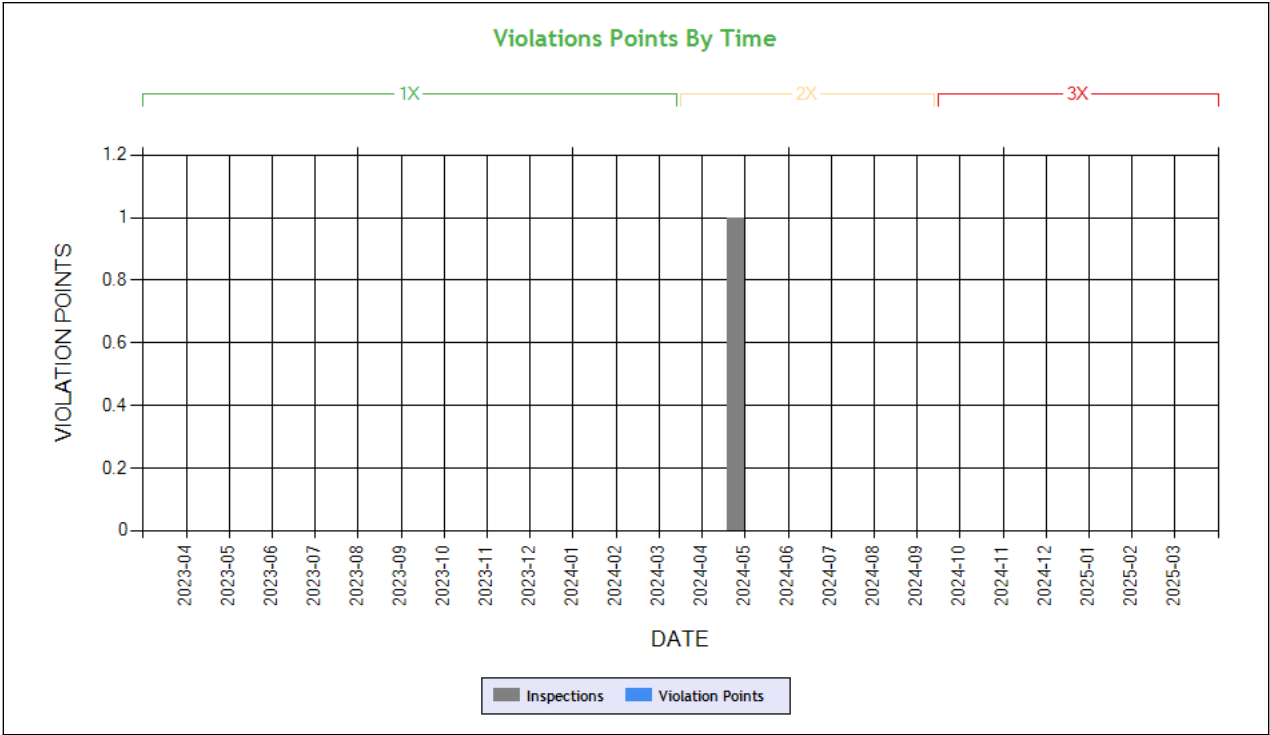
See the Excel file for the complete analysis # Violations is in (1-6/7-12/13-24mo)

Shaded = Out Of Service Violation		
Violation Group		
Violation Description	Total Time-weighted Points by VIN	% of Total Time-weighted Points by VIN
Driver Resp		
Total Time-weighted Points		
% Total Time-Wt Pts		





Driver Fitness



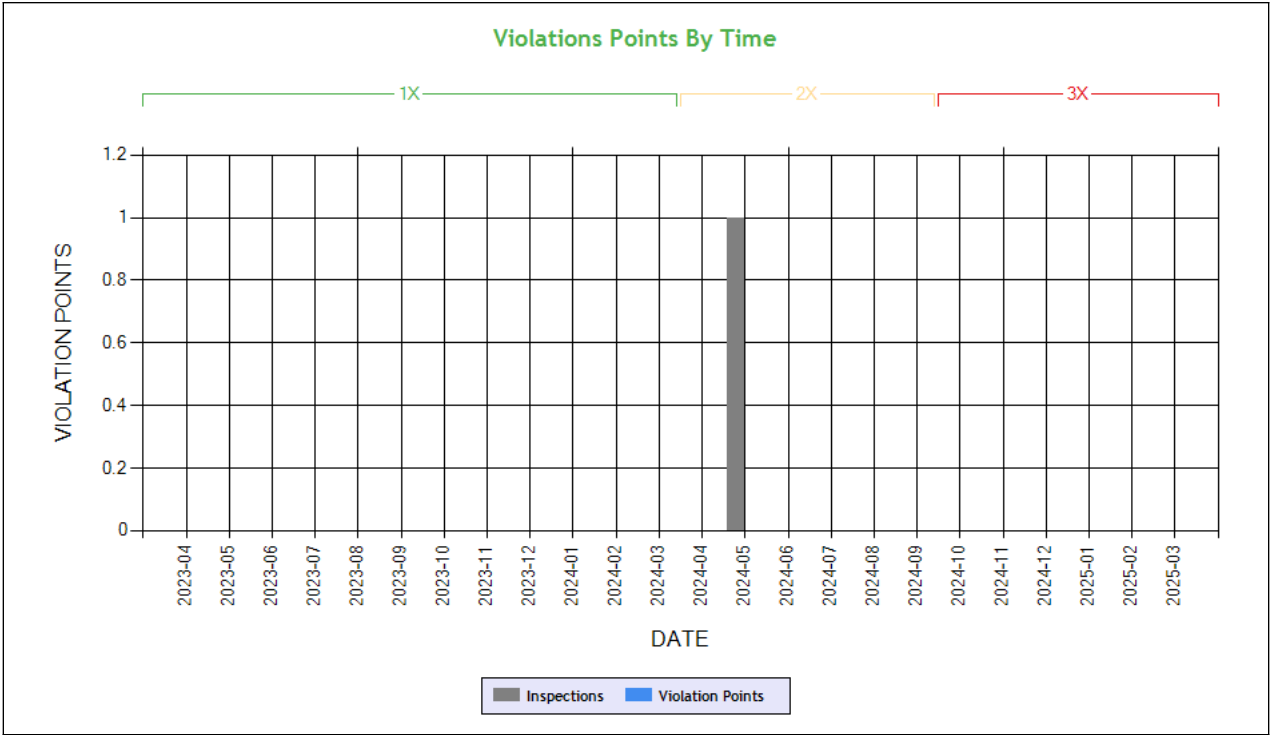
Time-Weighted Violation Points - no data available to draw a chart  
Time-Weighted Severity Points by Vehicle - no data available to draw a chart

See the Excel file for the complete analysis # Violations is in (1-6/7-12/13-24mo)

Shaded = Out Of Service Violation		
Violation Group		
Violation Description	Total Time-weighted Points by VIN	% of Total Time-weighted Points by VIN
Driver Resp		
Total Time-weighted Points		
% Total Time-Wt Pts		



Vehicle Maintenance



Time-Weighted Violation Points - no data available to draw a chart  
Time-Weighted Severity Points by Vehicle - no data available to draw a chart

See the Excel file for the complete analysis # Violations is in (1-6/7-12/13-24mo)

Shaded = Out Of Service Violation		
Violation Group		
Violation Description	Total Time-weighted Points by VIN	% of Total Time-weighted Points by VIN
Driver Resp		
Total Time-weighted Points		
% Total Time-Wt Pts		

COLOR CODED CRASH TABLE ToC

No crashes have been reported by the DOT on this Motor Carrier  
INSPECTIONS WITH SHARED EQUIPMENT:  
No Data



**LEGEND**

**Vehicle Information**

**Inspection for DOT # being analyzed**

**Inspection for Different DOT #**

**Crash Information for specific VIN**

**INSPECTION DETAILS for ALL Inspections**

PDF shows the first 100 Power Unit & Trailer VINs with most recent inspections using data from the last 4 years

**POWER UNIT Inspections Section**

VIN: 3AKJHHDR9LSKZ6527				Unit: Truck Tractor	Year: 2020	Make: FREIGHTLINER		
DOT No: 4216822		Docket No: MC1629211		Name: MR UPPAL INC		Interstate: Yes		
Date	Unit License	Unit Lic State	Violation Unit	Violation Description		Severity	OOS	Citation
05/31/2024	ZP29011	CA	D	392.2SLLEWA1 - State/Local Laws - Excessive Weight - 1-2500 Lbs Over On An Axle/Axle Groups.		0	No	
DOT No: 28406				Docket No: MC124679	Name: C R ENGLAND INC	Interstate: Yes		
Date	Unit License	Unit Lic State	Violation Unit	Violation Description		Severity	OOS	Citation
03/04/2023	2695219	IN	-	-		-	-	-
10/25/2022	2695219	IN	-	-		-	-	-
07/29/2022	2695219	IN	-	-		-	-	-
05/30/2021	269521	IN	D	395.8 - Driver record of duty status (general/form and manner)		1	No	
11/30/2020	2695219	IN	1	393.45PC - Brake Tubing and Hose Adequacy - Connections to Power Unit		4	No	
11/30/2020	2695219	IN	D	395.22H4 - Driver failed to maintain supply of blank driver's records of duty status graph-grids		1	No	
10/01/2020	2695219	IN	-	-		-	-	-

**TRAILER Inspections Section**

VIN: 3AKJHHDR9LSKZ6527				Unit: Truck Tractor	Year: 2020	Make: FREIGHTLINER		
DOT No: 4216822		Docket No: MC1629211		Name: MR UPPAL INC		Interstate: Yes		
Date	Unit License	Unit Lic State	Violation Unit	Violation Description		Severity	OOS	Citation
05/31/2024	ZP29011	CA	D	392.2SLLEWA1 - State/Local Laws - Excessive Weight - 1-2500 Lbs Over On An Axle/Axle Groups.		0	No	
DOT No: 28406				Docket No: MC124679	Name: C R ENGLAND INC	Interstate: Yes		
Date	Unit License	Unit Lic State	Violation Unit	Violation Description		Severity	OOS	Citation
03/04/2023	2695219	IN	-	-		-	-	-
10/25/2022	2695219	IN	-	-		-	-	-
07/29/2022	2695219	IN	-	-		-	-	-
05/30/2021	269521	IN	D	395.8 - Driver record of duty status (general/form and manner)		1	No	
11/30/2020	2695219	IN	1	393.45PC - Brake Tubing and Hose Adequacy - Connections to Power Unit		4	No	
11/30/2020	2695219	IN	D	395.22H4 - Driver failed to maintain supply of blank driver's records of duty status graph-grids		1	No	
10/01/2020	2695219	IN	-	-		-	-	-



**Inspection Summary By Month (based on inspections from the last 4 years) ToC**

Year-Month	Number of Inspections	Number of Power Units	Total Violations	Total OOS Inspections	Total Severity Points	Number of Crashes
2024-05	1	1	1	0	0	0

Note: The most recent month's counts may not include all the inspections for that month.

**VIN Inspection Violation Details ToC**

# of VINs: 1 # of Insp: 1 Severity Weight: 0 Avg. Weight/VIN: 0.0 (based on inspections in the last 4 years, showing top 50 VINs inspected most recently)									
VIN 3AKJHHDR9LSKZ6527		# of Inspections: 1		Total Severity: 0		Percentage of Total: 0		Avg. Weight Per Inspection: 0.0	
Inspection Date	Inspection ID	Inspection State	Location Description	Total Severity	# of Violations	Shipper Name	Inspection Level	Post Accident	Out of Service
05/31/2024	81761641	MO	JOPLIN MO	0	1		3	No	No
BASIC		Unit Type		Severity		Description		Out of Service	
		Truck Tractor		0		392.2SLLEWA1:State/Local Laws - Excessive Weight - 1-2500 Lbs O		No	

**Inspection History ToC**

Inspection Date	Report Number	Report State	Plate Number	Plate State	Type	Severity Weight	Time Weight
05/31/2024	W149006407	MO	ZP29011	CA	Truck Tractor		2

3AKJHHDR9LSKZ6527 - Power Unit - State/Local Laws Violation: 392.2SLLEWA1State/Local Laws - Excessive Weight - 1-2500 Lbs Over On An Axle/Axle Groups.

Only the first 20 inspections are shown. See the live report for more data.