



Table of Contents

1. Overview	2. BASIC Scores History
3. BASIC Measures	4. KPI: BASIC Measures by Cargo Group
5. Estimated ISS Score	6. Investigation Results
7. Penalties History	8. Acute Critical Violations
9. Red Flag Violation Details	10. DOT Registration Information
11. DOT MCS-150 History	12. Crash Summary
13. Inspection Summary	14. KPI: Inspection Viol OOS Rates by Cargo Group
15. FHWA Registration Information	16. FHWA Insurance Information
17. FHWA Authorities	18. Severe Violations
19. Violation Report	20. Violation Summary
21. Violation Enforcement Chronology	22. Inspection Violations & OOS Counts
23. Radius Of Operation	24. Inspection & Crash Locations
25. Cargo Hot Spots	26. Inspection Violations & OOS Chronology
27. Percent of Insp & Crash by State	28. VIN Insp Summary by State
29. Violations By Unit Type	30. Equipment Ownership
31. Equipment Details	32. Vehicle Age
33. States of Power Unit Registrations	34. Equipment Acquisitions
35. Driver Details	36. Shared VIN Summary
37. Shipper Table	38. Safety Summary
39. Safety Details	40. Crash Detail Color Coded
41. Inspections with Shared Equipment	42. Inspection Tabular Details
43. Inspection Summary By Month	44. VIN Inspection Violation Details
45. Inspection History	46. Crash Hot Spots
47. DOT MCS-150 History Equipment and Driver Details	48. Chameleon



Business Address

10101 MONAHAN ST
BAKERSFIELD, CA
93311

Contact Info

(661)-543-4005
RSGTRANSINC@YAHOO.COM

FHWA Address

10101 MONAHAN ST
BAKERSFIELD, CA, 93311
Phone: (661)-543-4005

Mailing Address

10101 MONAHAN ST
BAKERSFIELD, CA
93311

Overview ToC

Operating Status: AUTHORIZED FOR Property
3 other companies viewed this DOT in the past two months
Crash/PU ratio: 0.0%
Clean Inspection ratio: 0.0%

Estimated BASIC Scores (as of 5/31/2025)

	Unsafe Driving	Hours of Service	Driver Fitness	Controlled Sub. and Alcohol	Vehicle Maintenance	HM Compliance	Crash
Relative Scores	0% ○	0% ○	0% ○	0% ○	0% ⊖	0% ○	0% ○
Alert Status	No	No	No	No	No	No	No



Estimated Inspection Selection System (ISS) Score: 69
Category: Optional Inspect

* The Estimated ISS score is based on Insufficient Data Algorithm *

BASIC Scores History - Unsafe Driving ToC

There are no Scores for this BASIC

BASIC Scores History - Hours of Service ToC

There are no Scores for this BASIC

BASIC Scores History - Driver Fitness ToC

There are no Scores for this BASIC

BASIC Scores History - Controlled Substance ToC

There are no Scores for this BASIC



BASIC Scores History - Vehicle Maintenance ToC

There are no Scores for this BASIC

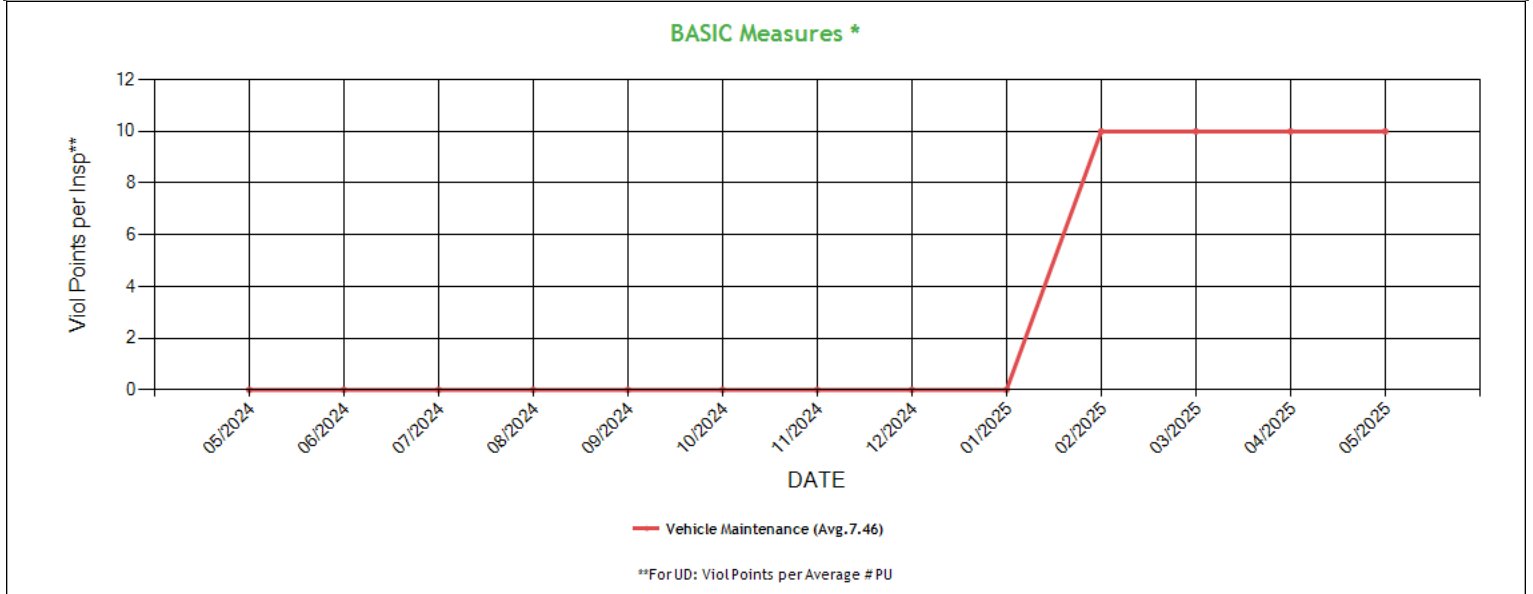
BASIC Scores History - Crash ToC

There are no Scores for this BASIC

BASIC Scores History - Hazmat ToC

There are no Scores for this BASIC

BASIC Measures: Violation Points per Inspection Trends ToC



* BASIC Measures are the absolute SMS scores that are compared within each Safety Event Group to determine the BASIC Score percentiles. Averages based on fleets with 1-5 power units.



BASIC Measures * - Table ToC

UD-Unsafe Driving, HOS-Hours of Service, DF-Driver Fitness, CS-Controlled Substances, VM-Vehicle Maintenance

Date	UD Measure	UD AC	UD with Viol	HOS Measure	HOS AC	HOS with Viol	DF Measure	DF AC	DF with Viol	CS Measure	CS AC	CS with Viol	VM Measure	VM AC	VM with Viol
05/2025	0.00	N	0	0.00	N	0	0.00	N	0	0.00	N	0	10.00	N	1
04/2025	0.00	N	0	0.00	N	0	0.00	N	0	0.00	N	0	10.00	N	1
03/2025	0.00	N	0	0.00	N	0	0.00	N	0	0.00	N	0	10.00	N	1
02/2025	0.00	N	0	0.00	N	0	0.00	N	0	0.00	N	0	10.00	N	1
01/2025	0.00	N	0	0.00	N	0	0.00	N	0	0.00	N	0	0.00	N	0
12/2024	0.00	N	0	0.00	N	0	0.00	N	0	0.00	N	0	0.00	N	0
11/2024	0.00	N	0	0.00	N	0	0.00	N	0	0.00	N	0	0.00	N	0
10/2024	0.00	N	0	0.00	N	0	0.00	N	0	0.00	N	0	0.00	N	0
09/2024	0.00	N	0	0.00	N	0	0.00	N	0	0.00	N	0	0.00	N	0
08/2024	0.00	N	0	0.00	N	0	0.00	N	0	0.00	N	0	0.00	N	0
07/2024	0.00	N	0	0.00	N	0	0.00	N	0	0.00	N	0	0.00	N	0
06/2024	0.00	N	0	0.00	N	0	0.00	N	0	0.00	N	0	0.00	N	0
05/2024	0.00	N	0	0.00	N	0	0.00	N	0	0.00	N	0	0.00	N	0

* BASIC Measures are the absolute SMS scores that are compared within each Safety Event Group to determine the BASIC Score percentiles.

KPI: BASIC Measures by Fleet Size and Cargo Group ToC

Fleet Size: 1-5 PUs

	Unsafe Driving		Hours of Service		Driver Fitness		Controlled Substance		Vehicle Maintenance		HM Compliance		Crash	
Cargo Group (Companies)	Avg.	Comp. to Avg.	Avg.	Comp. to Avg.	Avg.	Comp. to Avg.	Avg.	Comp. to Avg.	Avg.	Comp. to Avg.	Avg.	Comp. to Avg.	Avg.	Comp. to Avg.
General Freight (486941)	0.78	Better	0.22	Better	0.20	Better	0.01	Better	1.87	Worse	0.01	Better	0.06	Better
RSG TRANS CARRIER INC	0.00		0.00		0.00		0.00		10.00		0.00		0.00	

Estimated ISS Score: 69 Optional Inspect ToC About the Inspection Selection System

Estimated ISS Score History - Table ToC

Date	Estimated ISS Score	Recommendation	Algorithm
06/06/2025	69	Optional Inspect	Insufficient Data Algorithm
04/25/2025	65	Optional Inspect	Insufficient Data Algorithm
03/28/2025	65	Optional Inspect	Insufficient Data Algorithm
02/28/2025	64	Optional Inspect	Insufficient Data Algorithm
01/31/2025	63	Optional Inspect	Insufficient Data Algorithm
12/27/2024	63	Optional Inspect	Insufficient Data Algorithm
11/29/2024	63	Optional Inspect	Insufficient Data Algorithm
10/25/2024	63	Optional Inspect	Insufficient Data Algorithm
09/27/2024	63	Optional Inspect	Insufficient Data Algorithm
08/30/2024	63	Optional Inspect	Insufficient Data Algorithm
07/26/2024	63	Optional Inspect	Insufficient Data Algorithm
06/28/2024	63	Optional Inspect	Insufficient Data Algorithm
05/31/2024	63	Optional Inspect	Insufficient Data Algorithm

Investigation Results ToC

No Investigations reported on FMCSA website



Penalties History [ToC](#)

There is a problem with the Penalties data on FMCSA website.

Acute Critical Violations (Based on Investigations as per CSA Methodology Appendix A) [ToC](#)

No Data

No red flag violations in the last 24 months

DOT Registration Information: The following information on this specific DOT # is from the Federal DOT (as of Operating Authority

DOT Registration: 05/17/2024		Total Power Units: 1		Total Trucks: 1		Total Trailers: 1		Total Passenger Vehicles: 0	
Status	Entity Type	Organization Type	Nation	Total Cars		Drivers / CDL Drivers			
A	C	-	US	0		1* / 1			
MCS-150 Date	Op Codes	Shipper Op Codes	Shipper HazMat Op Codes	Latest Review Type		Latest Review Document Number(Date)			
05/30/2025	A					()			
MCS-150 Mileage (Year)	Record Update Date	Transports Hazmats	DOT Census Date	Recordable Accident Rate		Preventable Accident Rate			
46,450 (2024)	05/30/2025	N	05/17/2024	0%		0%			
MCS-151 Mileage	Safety Rating (Date)	SEA Accident	SEA Driver	SEA Vehicle		SEA Management			
0	None (None)	0%	0%	0%		0%			
Classification Codes		Cargo Carried (per MCS-150)							
Authorized-For-Hire		General Freight							

DOT MCS-150 History [ToC](#)

(as of 06/07/2025 DOT census)

Census Date	MCS-150 Date	MCS-150 Mileage	VMT Year	Power Units	Drivers	Trailers	Company Rep1	Company Rep2	Email
6/7/2025	5/30/2025	46450	2024	1	1	-	RAMANPREET SINGH		RSGTRANSINC@YAHOO.COM
10/29/2024	10/23/2024	1	2023	1	1	-	RAMANPREET SINGH		RSGTRANSINC@YAHOO.COM

Crash Summary Chart [ToC](#)**Crashes Summary - Chart** (based on all available crash data)

No Data

Crashes Summary - Table (based on all available crash data) [ToC](#)

	TOTAL	Last 6 months	7-12 months	13-18 months	19-24 months	25-30 months	30-36 months	37-41 months	42-48 months	Over 49 months
Total Reportable	0	0	0	0	0	0	0	0	0	0
Fatalities	0	0	0	0	0	0	0	0	0	0
Injuries	0	0	0	0	0	0	0	0	0	0
Tow Away	0	0	0	0	0	0	0	0	0	0
With Citations	0	0	0	0	0	0	0	0	0	0
Federal Recordable	0	0	0	0	0	0	0	0	0	0
Preventable	0	0	0	0	0	0	0	0	0	0
Crash per Pwr Unit	-	0.0%	0.0%	0.0%	0.0%	0.0%	0.0%	0.0%	0.0%	-



Inspection Summary ToC

The following inspection information is based on results for 24 months prior to: 07/03/2025. Please note that the total inspections number is not necessarily the total of the vehicle, driver and hazmat inspections, as one inspection may have included any combination of the below inspections.

Overall	Vehicle	Driver	Hazmat
(Please note that the total inspections number is not necessarily the total of the vehicle, driver and hazmat inspections, as one inspection may have included any combination of the below inspections) Total Inspections: 1 Total Out of Service: 0 Out of Service: 0% National Average: 21.05% Difference: -21.05%	Total Inspections: 1 Total Out of Service: 0 Out of Service: 0.00% National Average: 25.3% Difference: -25.3%	Total Inspections: 1 Total Out of Service: 0 Out of Service: 0.00% National Average: 6.64% Difference: -6.64%	Total Inspections: 0 Total Out of Service: 0 Out of Service: 0.00% National Average: 2.63% Difference: -2.63%

KPI: Inspection Viol OOS Rates by Cargo Group ToC

Cargo Group	OVERALL		VEHICLE		DRIVER		HAZMAT	
	Average	Compared to Average	Average	Compared to Average	Average	Compared to Average	Average	Compared to Average
General Freight	28.86%	Better	25.15%	Better	12.71%	Better	0.17%	Better
RSG TRANS CARRIER INC	0%		0%		0%		0%	

FHWA Registration Information: The following data on this Motor Carrier is from the Federal Hwy Administration (as of 6/6/2025)

Docket Number	DOT Number	Company Name	DBA Name	Address	City	State	Country	ZIP Code
MC1643045	4242278	RSG TRANS CARRIER INC		10101 MONAHAN ST	BAKERSFIELD	CA	US	93311
Phone Number	Fax Number	Mail Address	Mail City	Mail State	Mail Contry	Mail ZIP Code	Mail Phone Number	Mail Fax Number
(661)-543-4005								
Date of Last Change	Freight	Passenger	Household Goods	Active Authority	Pending Authority	Revocation Pending Authority		
6/6/2025	Y	N	N	/ Common /	/	/		

Insurance Required (as of 06/06/2025) ToC

Docket Number	Insurance Type	Insurance Required	Insurance on File
MC1643045	BIPD	\$750k	\$750k
MC1643045	Cargo	No	No
MC1643045	Bond	No	No

Active / Pending Insurance (as of 06/06/2025)

Docket Number	Form	Type	Insurance Carrier	Policy/Surety	Coverage From	Coverage To	Required	On File	Effective Date	Cancel Date
MC1643045	91X	BIPD/Primary	ASCOT SPECIALTY INSURANCE COMPANY	ASC-6893076-00	\$0k	\$750k	\$750k	\$750k	07/19/2024	-



Insurance History (as of 06/06/2025)

Docket Number	Form	Type	Insurance Carrier	Policy/Surety	Coverage From	Coverage To	Effective Date From	Effective Date To
MC1643045	91X	BIPD/Primary	ASCOT SPECIALTY INSURANCE COMPANY	ASC-6893076-00	\$0k	\$750k	07/19/2024	09/25/2024 Cancelled
MC1643045	91X	BIPD/Primary	ASCOT SPECIALTY INSURANCE COMPANY	ASC-6893076-00	\$0k	\$750k	07/19/2024	07/19/2024 Replaced

FHWA Authorities (as of 06/06/2025) ToC

Docket#	L&I Name	Active Authority	Inactive Authority	Pending Authority	Revocation Pending Authority	Freight	Passenger	Household Goods
MC1643045	RSG TRANS CARRIER INC	Common /				Yes	No	No

Authority History (as of 06/06/2025)

Docket Number	Sub	Auth Type	Original Action	Disposition
MC1643045		COMMON	GRANTED 7/25/2024 12:00:00 AM	

Severe Violations (i.e. those with >= 8 points) - Chart ToC

No Data

Severe Violations (i.e. those with >= 8 points) - Table

No Data

Violation Report ToC

Inspection Date	Inspection State	BASIC	Violation Description	OOS	VIN	Severity Points
02/04/2025	CO	Vehicle Maintenance	393.55EB - AIR BRAKE - ABS MALFUNCTION LAMP DEFECTIVE ON TRAILERS MANUFACTURED ON OR AFTER MARCH 1 1998.	No	1GRAA0629ET591208	4
02/04/2025	CO	Vehicle Maintenance	393.9ALTSIR - LIGHTING - TURN SIGNAL -ANY INOPERATIVE ON A UNIT THAT IS NOT THE REARMOST UNIT.	No	1GRAA0629ET591208	6

No filters were applied when generating this report, see the live report for more options.

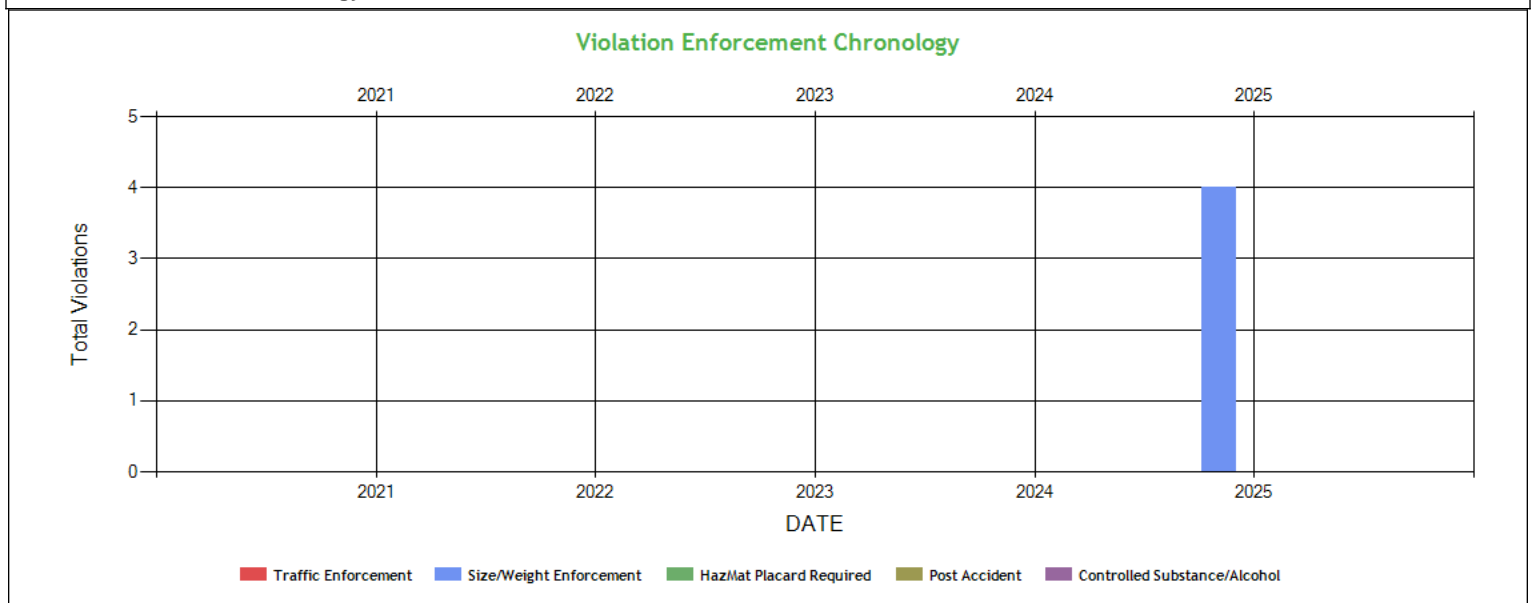


Violation Summary [ToC](#)

BASIC	Violation Group	Code	Description	# of Violations	# of OOS Violations	Severity Points
Vehicle Maintenance	Lighting	393.9ALTSIR	LIGHTING - TURN SIGNAL -ANY INOPERATIVE ON A UNIT THAT IS NOT THE REARMOST UNIT.	1	0	6
Vehicle Maintenance	Brakes All Others	393.55EB	AIR BRAKE - ABS MALFUNCTION LAMP DEFECTIVE ON TRAILERS MANUFACTURED ON OR AFTER MARCH 1 1998.	1	0	4

No filters were applied when generating this report, see the live report for more options.

Violation Enforcement Chronology - Chart [ToC](#)

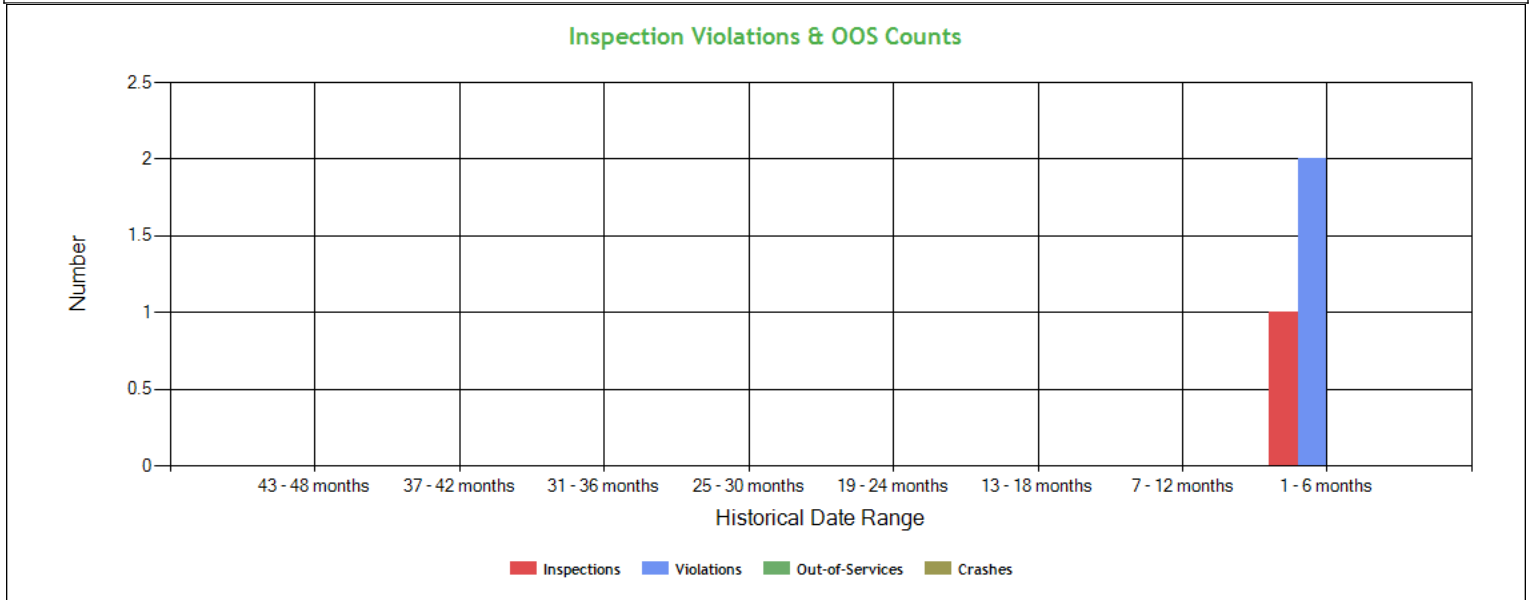


Violation Enforcement Chronology - Table [ToC](#)

	2021	2022	2023	2024	2025
Traffic Enforcement	0	0	0	0	0
Size/Weight Enforcement	0	0	0	0	4
HazMat Placard Required	0	0	0	0	0
Post Accident	0	0	0	0	0
Controlled Substance/Alcohol	0	0	0	0	0



Inspection Violations & OOS Counts - Chart ToC



Inspection Violations & OOS Counts - Table ToC

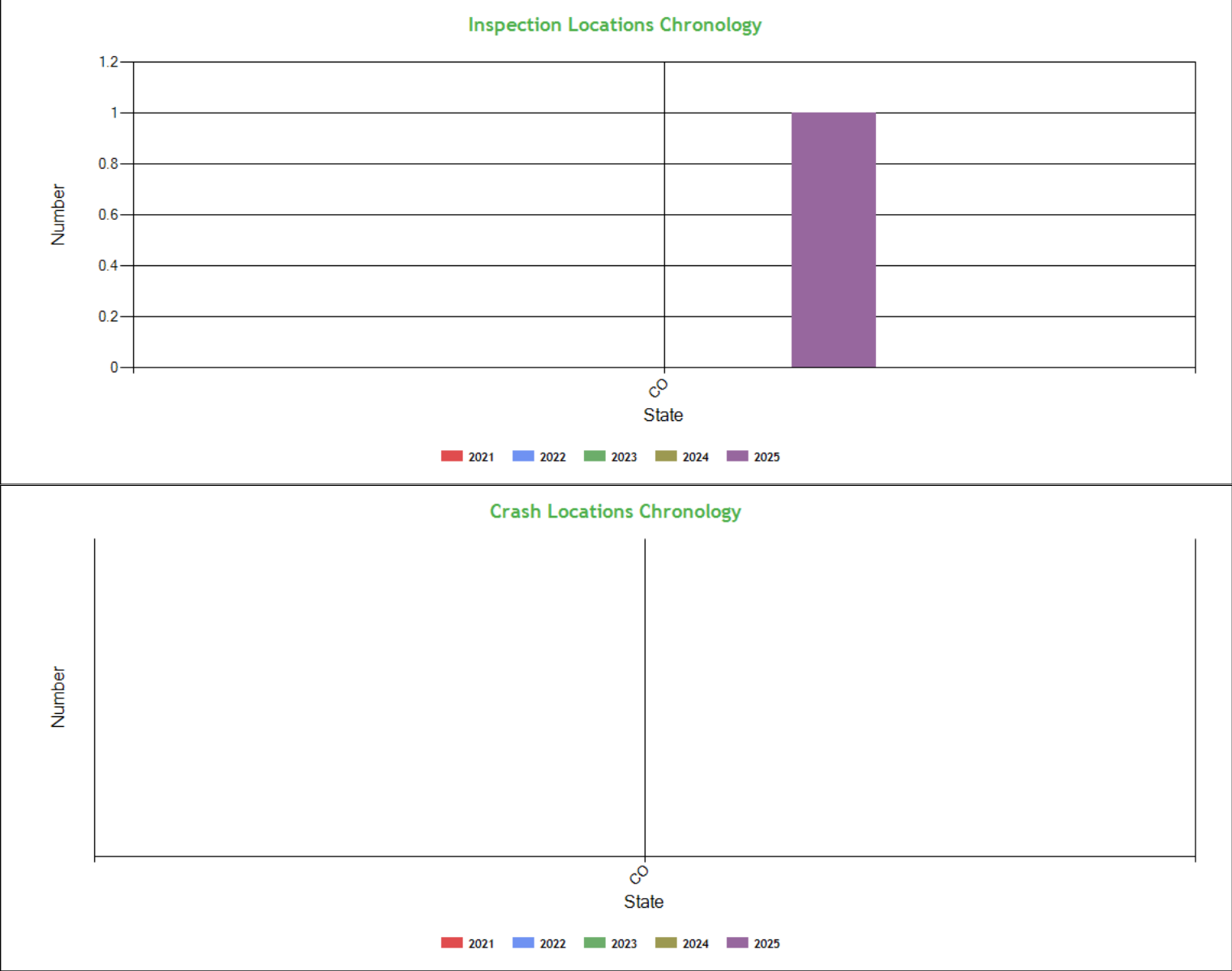
Date Range	Inspections	Violations	Out-of-Services	Crashes
TOTAL	1	2	0	0
1 - 6 months	1	2	0	0
7 - 12 months	0	0	0	0
13 - 18 months	0	0	0	0
19 - 24 months	0	0	0	0
25 - 30 months	0	0	0	0
31 - 36 months	0	0	0	0
37 - 42 months	0	0	0	0
43 - 48 months	0	0	0	0

Radius of Operation (based on Inspections and Crashes during the past 3 years) ToC

	Total	Drive between 0 and 50 miles radius	Drive between 51 and 200 miles radius	Drive between 201 and 300 miles radius	Drive between 301 and 400 miles radius	Drive between 401 and 500 miles radius	Drive between 501 and 600 miles radius	Drive beyond 600 miles radius
Power Units (i.e. unique VINs)	1	0	0	0	0	0	0	1
Percent	100%	0%	0%	0%	0%	0%	0%	100%



Inspection & Crash Locations - Chart [ToC](#)



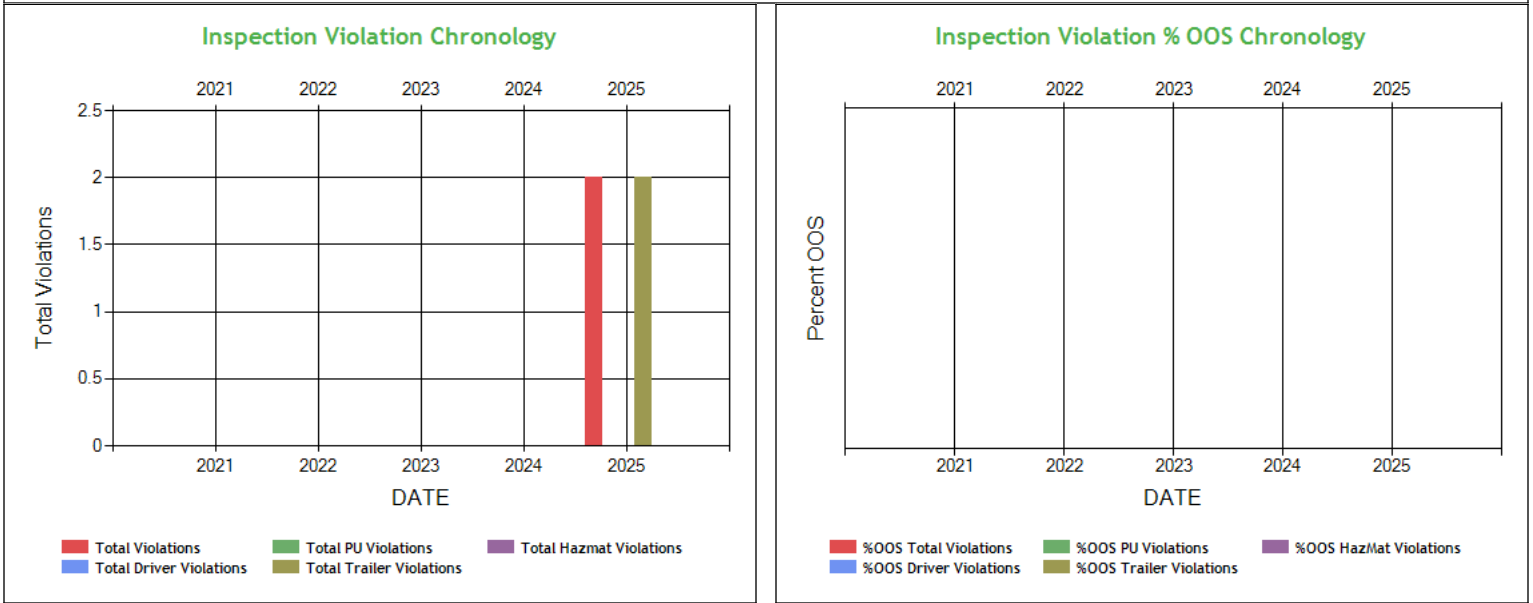
Inspection & Crash Locations - Table [ToC](#)

State	Inspections					Violations					Out-of-Services					Crashes				
	2021	2022	2023	2024	2025	2021	2022	2023	2024	2025	2021	2022	2023	2024	2025	2021	2022	2023	2024	2025
TOTAL	0	0	0	0	1	0	0	0	0	2	0	0	0	0	0	0	0	0	0	0
CO	0	0	0	0	1	0	0	0	0	2	0	0	0	0	0	0	0	0	0	0

No hot spot data in the last 12 months



Inspection Violation % OOS Chronology - Chart [ToC](#)

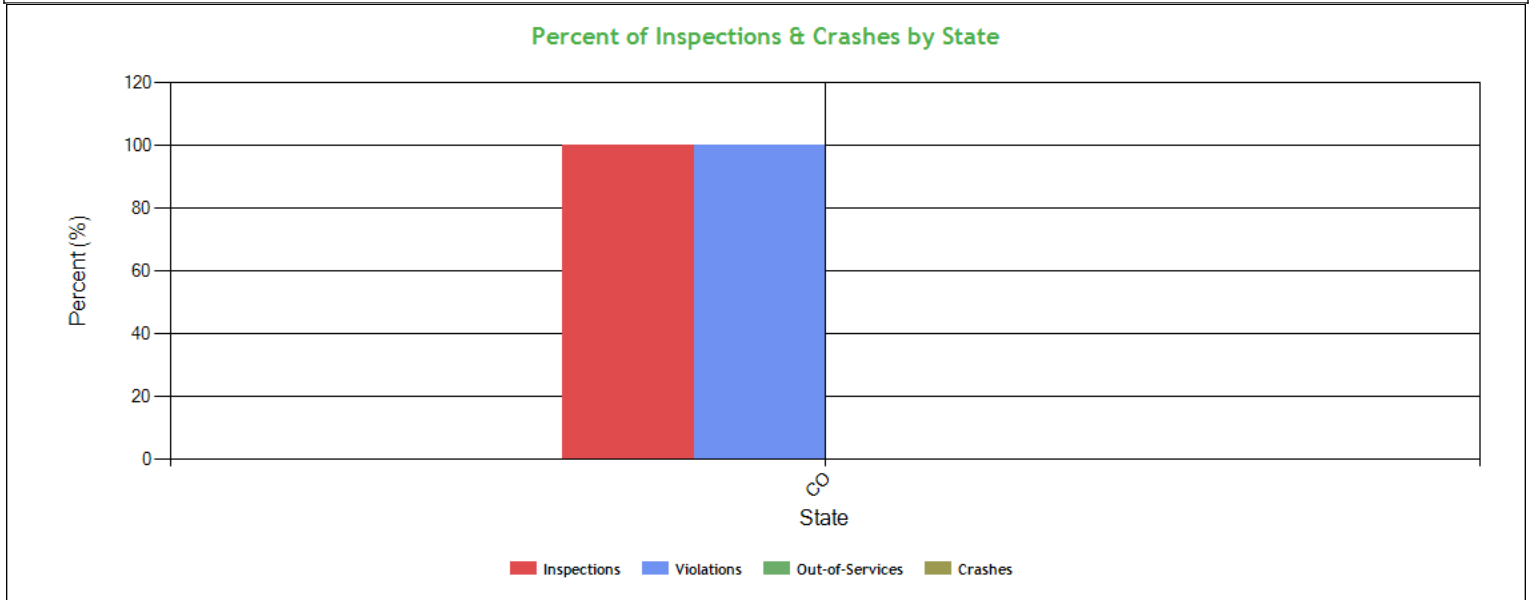


Inspection Violation % OOS Chronology - Table [ToC](#)

	2021	2022	2023	2024	2025
Total Violations	0	0	0	0	2
Total Out Of Services	0	0	0	0	0
%OOS Total Violations	0	0	0	0	0
Total Driver Violations	0	0	0	0	0
Total Driver Out Of Services	0	0	0	0	0
%OOS Driver Violations	0	0	0	0	0
Total PU Violations	0	0	0	0	0
Total PU Out Of Services	0	0	0	0	0
%OOS PU Violations	0	0	0	0	0
Total Trailer Violations	0	0	0	0	2
Total Trailer Out Of Services	0	0	0	0	0
%OOS Trailer Violations	0	0	0	0	0
Total Hazmat Violations	0	0	0	0	0
Total Hazmat Out Of Services	0	0	0	0	0
%OOS HazMat Violations	0	0	0	0	0



Percent of Insp & Crash by State - Chart ToC



Percent of Insp & Crash by State - Table (based on Inspection data from the last 4 years) ToC

State	Inspections		Violations		Out-of-Services		Crashes	
	Total	Percent	Total	Percent	Total	Percent	Total	Percent
	1	100	2	100	0	100	0	100
CO	1	100	2	100	0	0	0	0

VIN Insp Summary by State (based on inspection from the last 2 years) ToC

VIN	Insp	Viol Pts	Counts in each State	
			CO	
			Insp	Viol Pts
TOTALS	1/10*	1/10**	1	10
1GRAA0629ET591208	1	10	1	10

*<Total number of inspections for these 1 VIN(s)>/n<Total number of inspections for these 1 state(s)>

**<Total severity sum for these 1 VIN(s)>/n<Total severity sum for these 1 state(s)>

Violations By Unit Type ToC

of Violations: 2 Total Severity: 10 based on inspections in the last 2 years

Violation Unit: Trailer	# of Violations: 2	Total Severity: 10	% of Total: 100%
Viol. Group: Lighting	# of Violations: 1	Total Severity: 6	% of Total: 60%
Violation	Number of Occurences	Viol. Severity	Total Severity
393.9ALTSIR:LIGHTING - TURN SIGNAL -ANY INOPERATIVE ON A UNIT	1	6	6
Viol. Group: Brakes All Others	# of Violations: 1	Total Severity: 4	% of Total: 40%
393.55EB:AIR BRAKE - ABS MALFUNCTION LAMP DEFECTIVE ON TRAI	1	4	4



Equipment Ownership [ToC](#) **Equipment Ownership** (based on MCS-150 dated 5/30/2025)

	Trucks	Tractors	Trailers	Motor Coaches	Vans
Owned	0	1	1	0	0
Term Leased	0	0	0	0	0
Trip Leased	0	0	0	0	0
Total No.	0	1	1	0	0

Equipment Details Power Units [ToC](#)

VIN	Latest Insp Date	Year	Make	Model	Body Class	Body Type	Axles	Len	Fuel Type
3AKJGLDR4HS HJ2077	02/04/2025	2017	FREIGHTLINER	Cascadia	Truck-Tractor	-	-	-	Diesel

Equipment Details Trailers

VIN	Latest Insp Date	Year	Make	Model	Body Class	Body Type	Axles	Len	Fuel Type
1GRAA0629ET5 91208	02/04/2025	2014	GREAT DANE	Great Dane Trailers	Trailer	-	2	53	-

Vehicle Age [ToC](#)

Year	# Power Units	PU Percentage	# Trailers	Trailres Percentage
2017	1	100.00%	0	0.00%
2014	0	0.00%	1	100.00%

Based on 24 months of inspection data, see the live report for more options

States of Power Unit Registrations [ToC](#)

State	CO
Number of Power Units	1

Equipment Acquisitions - Table [ToC](#)

	Power Units inspected for 1st time in past 12 months	Power Units inspected for 1st time in past 24 months	Power Units inspected during entire date range	Trailers inspected for 1st time in past 12 months	Trailers inspected for 1st time in past 24 months	Trailers inspected during entire date range
Unique VINs	1	1	1	1	1	1
Unique License Plates	1	1	1	1	1	1
License Plate States	1	1	1	1	1	1

Driver Details [ToC](#) **Driver Details** (based on MCS-150 dated 5/30/2025)

	Within 100 mi	Beyond 100 mi	TOTAL
# Drivers Interstate	0	1	1
# Drivers Intrastate	0	0	0
TOTAL	0	1	/

Avg. # Trip Lease Drivers/Mo: 0 # Drivers Grand Total: 1 # Drivers Commercially Licensed: 1



Shared VIN Summary **ToC**

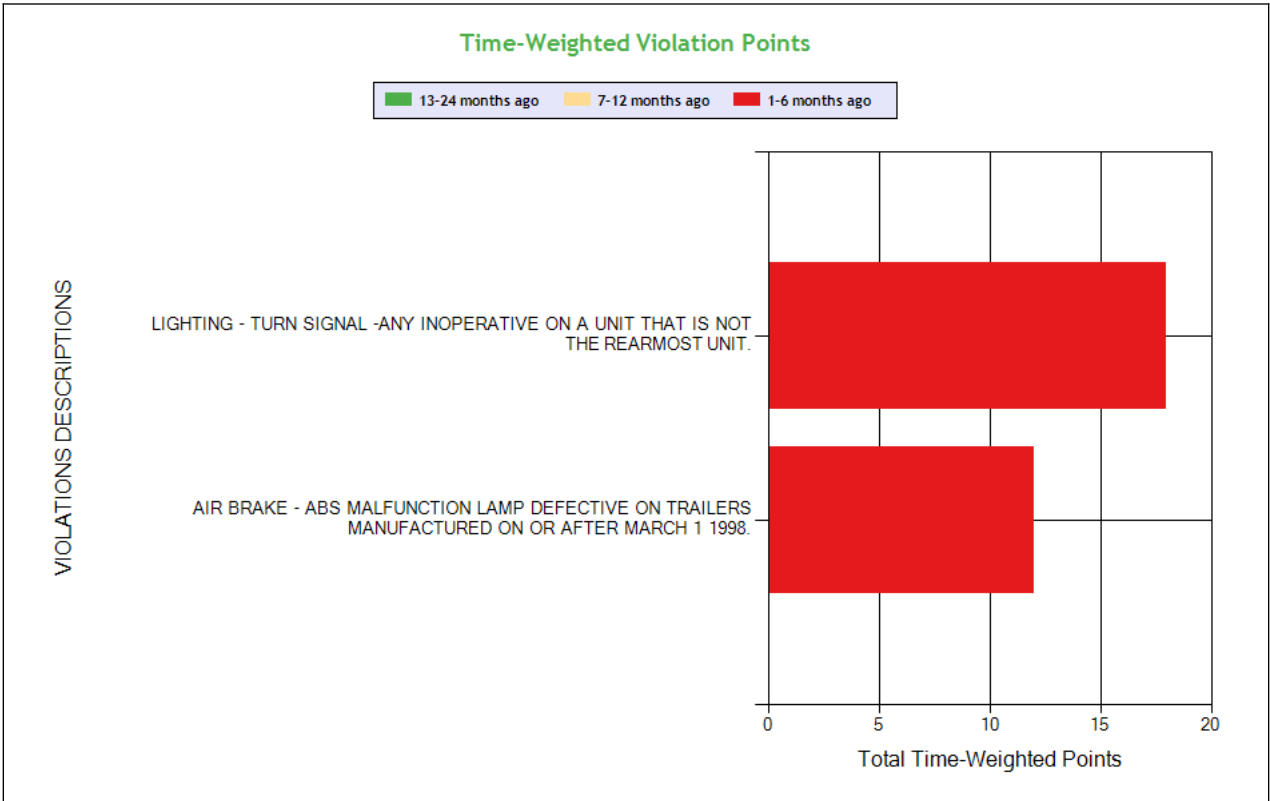
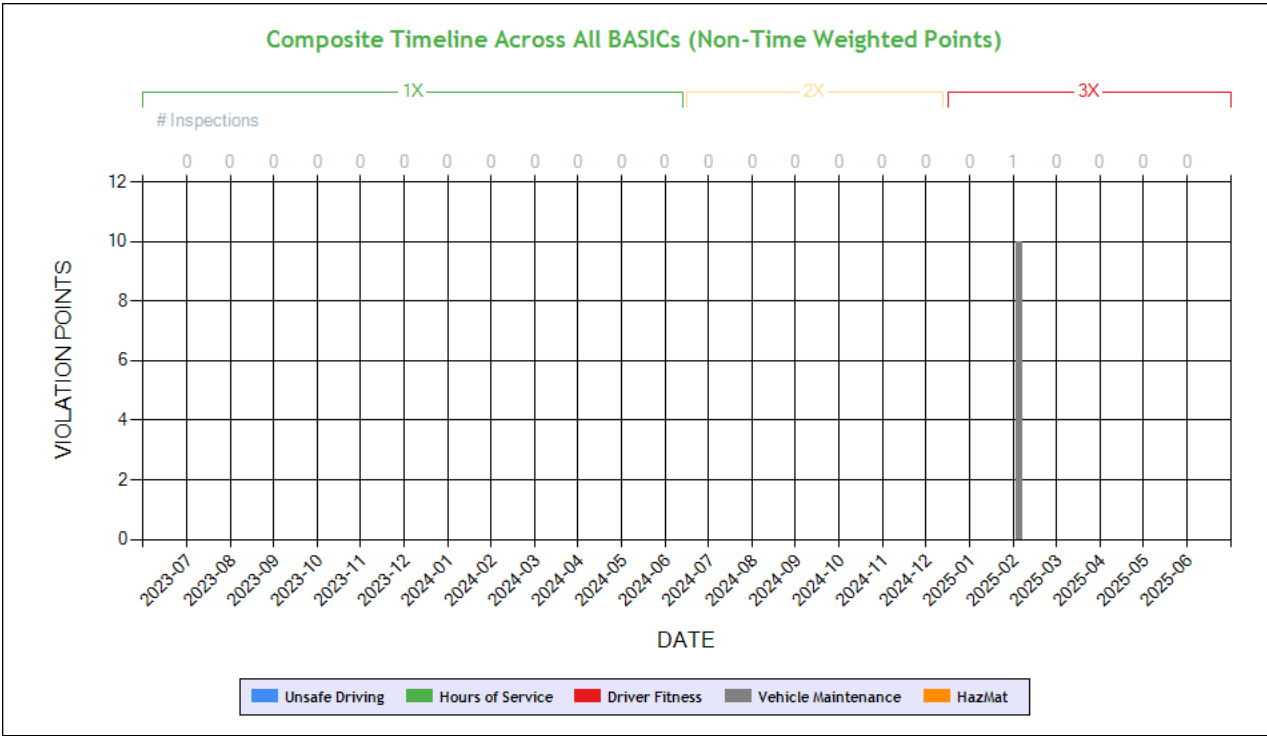
No Data

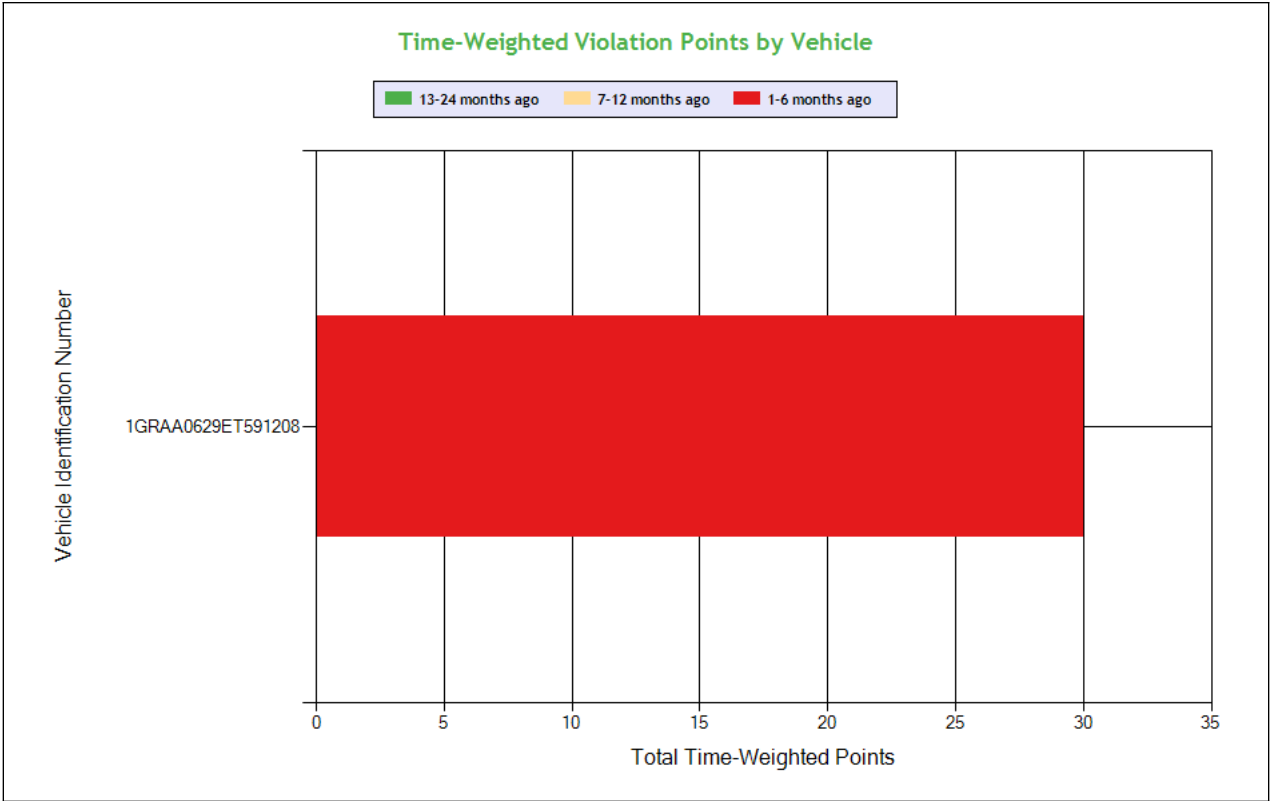
SHIPPERS DETAIL **ToC** based on Inspection results for the last 4 years

Shipper Name	Number of Inspections
NORTH STAR FARM	1



Carrier Underwriting Report Safety Summary ToC





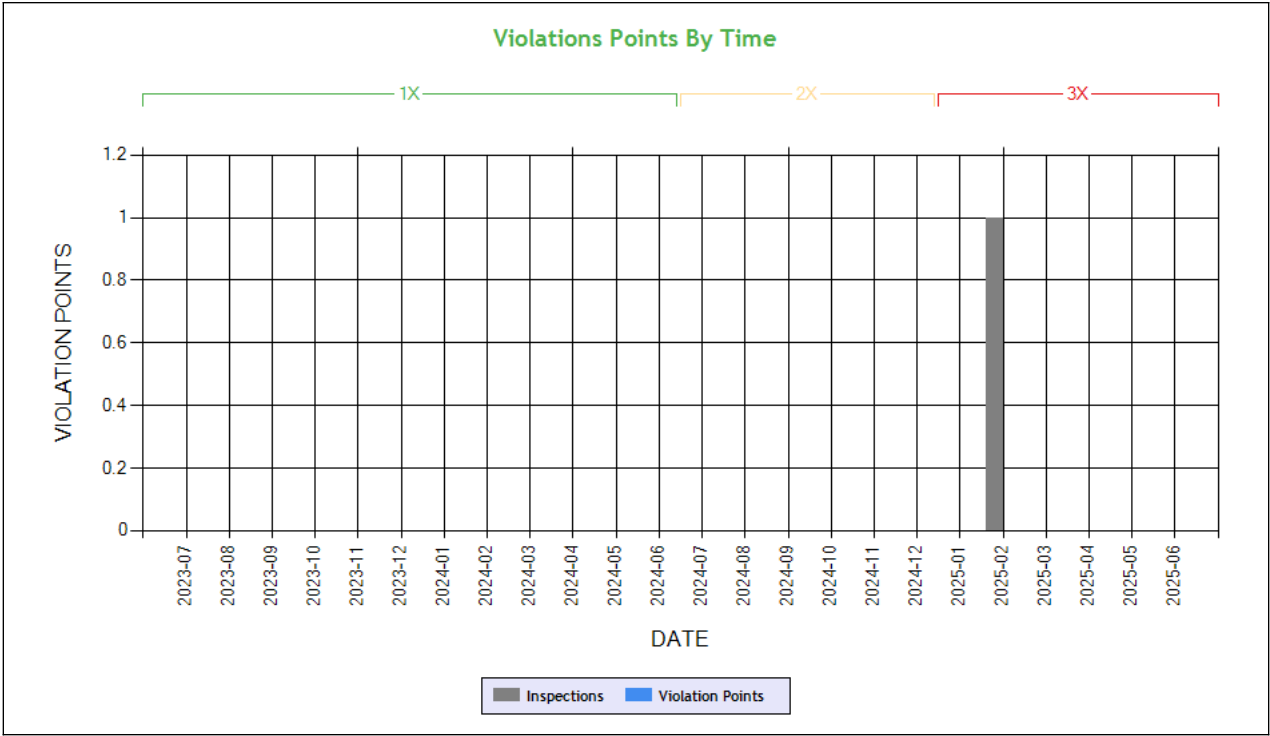
See the Excel file for the complete analysis # Violations is in (1-6/7-12/13-24mo)

Shaded = Out Of Service Violation				
Violation Group			Lighting	Brakes All Others
Violation Description	Total Time-weighted Points by VIN	% of Total Time-weighted Points by VIN	LIGHTING - TURN SIGNAL -ANY INOPERATIVE ON A UNIT THAT IS NOT THE REARMOST UNIT.	AIR BRAKE - ABS MALFUNCTION LAMP DEFECTIVE ON TRAILERS MANUFACTURED ON OR AFTER MARCH 1 1998.
Driver Resp			Yes	Yes
Total Time-weighted Points			18	12
% Total Time-Wt Pts			60.0	40.0
1GRAA0629ET591208	30	100	18 (1/0/0)	12 (1/0/0)



SAFETY ANALYSIS ToC

Unsafe Driving



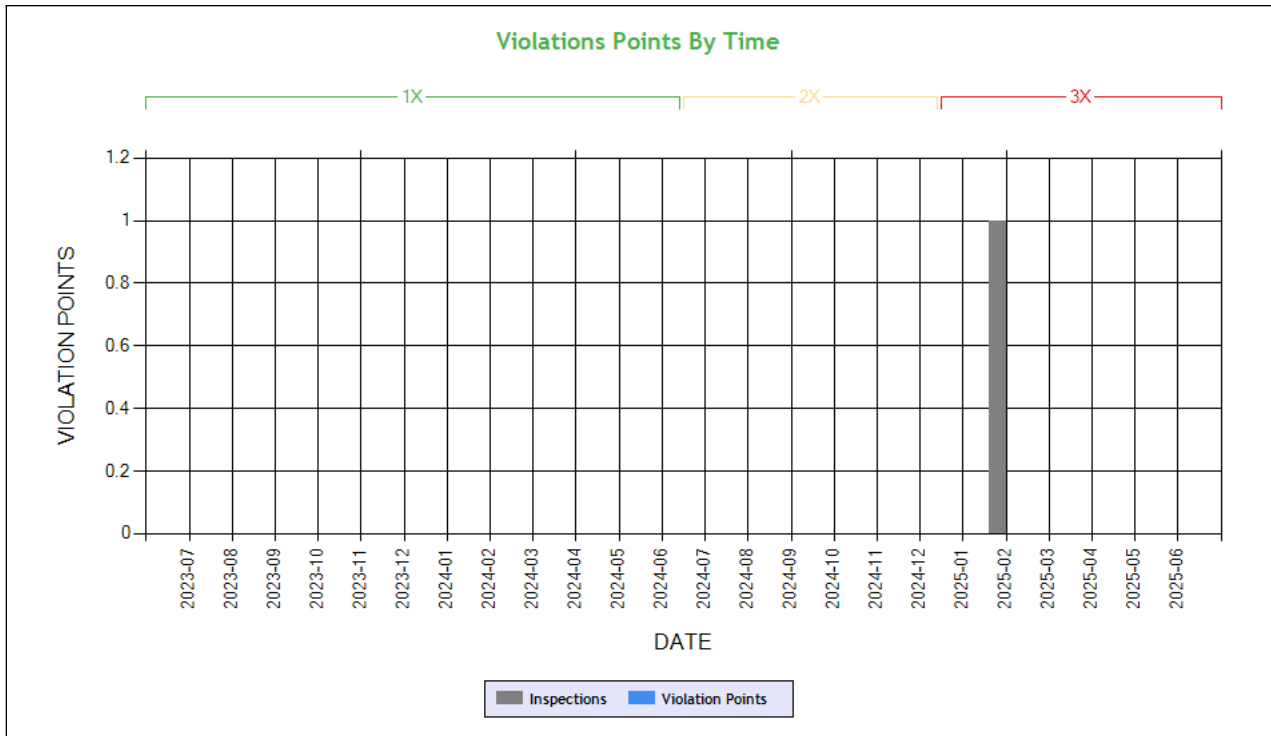
Time-Weighted Violation Points - no data available to draw a chart
Time-Weighted Severity Points by Vehicle - no data available to draw a chart

See the Excel file for the complete analysis # Violations is in (1-6/7-12/13-24mo)

Shaded = Out Of Service Violation		
Violation Group		
Violation Description	Total Time-weighted Points by VIN	% of Total Time-weighted Points by VIN
Driver Resp		
Total Time-weighted Points		
% Total Time-Wt Pts		

HOS Compliance

Time-Weighted Violation Points - no data available to draw a chart
Time-Weighted Severity Points by Vehicle - no data available to draw a chart



Carrier Software
 1-800-646-5152
 info@CarrierSoftware.com

CONFIDENTIAL - Intended for use by Amerigo Insurance Agency - Date: 7/4/2025
 RSG TRANS CARRIER INC - DOT# 4242278 / MC1643045

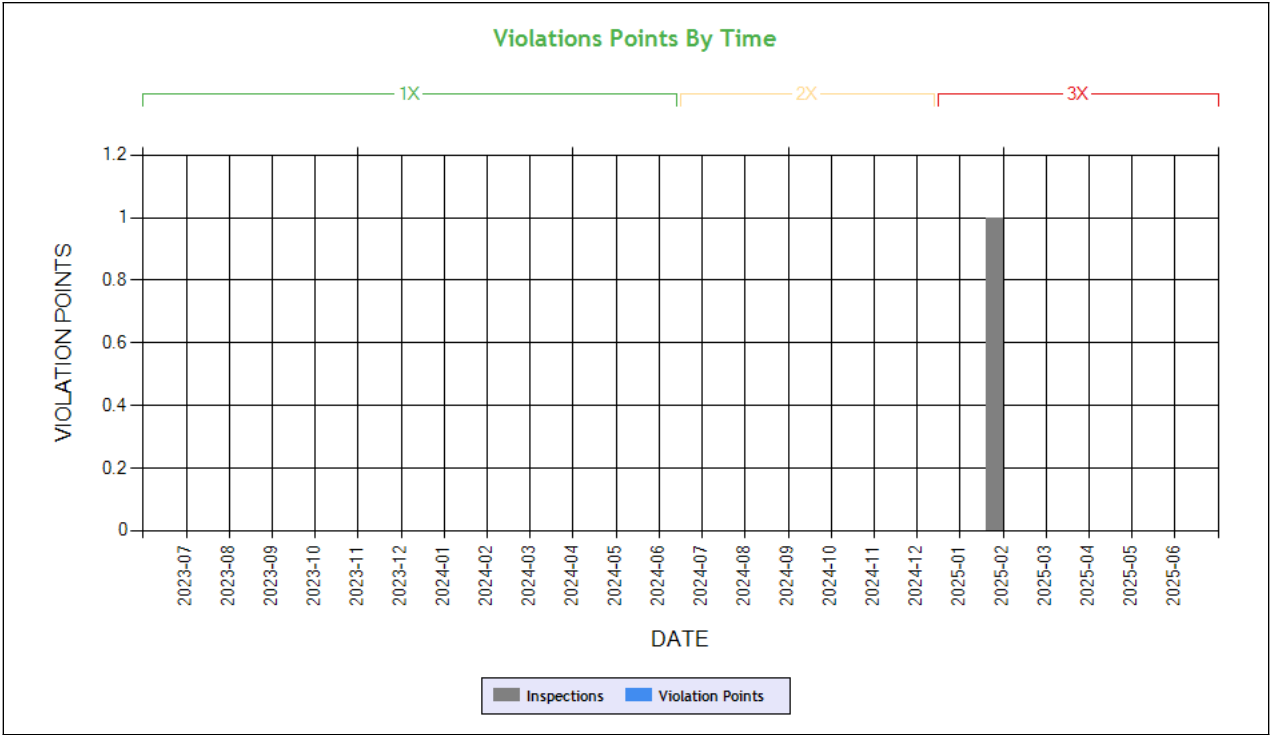
See the Excel file for the complete analysis

Violations is in (1-6/7-12/13-24mo)

Shaded = Out Of Service Violation		
Violation Group		
Violation Description	Total Time-weighted Points by VIN	% of Total Time-weighted Points by VIN
Driver Resp		
Total Time-weighted Points		
% Total Time-Wt Pts		



Driver Fitness



Time-Weighted Violation Points - no data available to draw a chart

Time-Weighted Severity Points by Vehicle - no data available to draw a chart

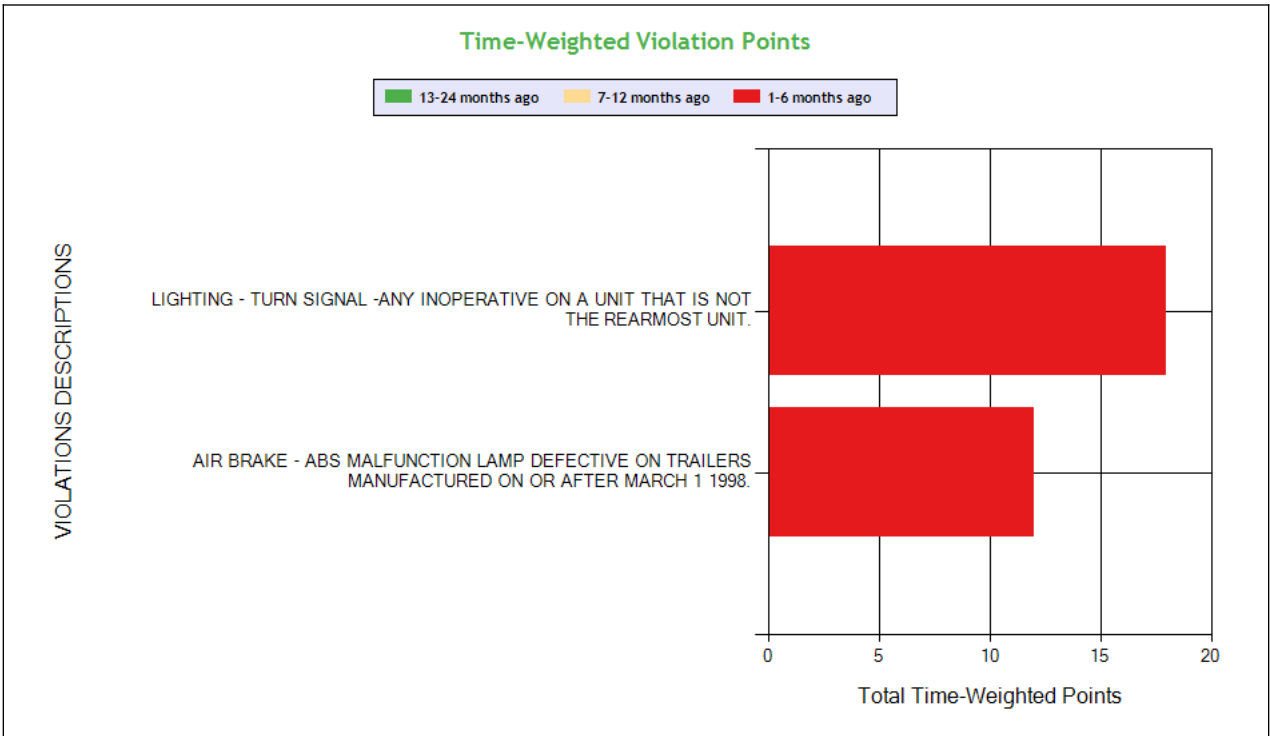
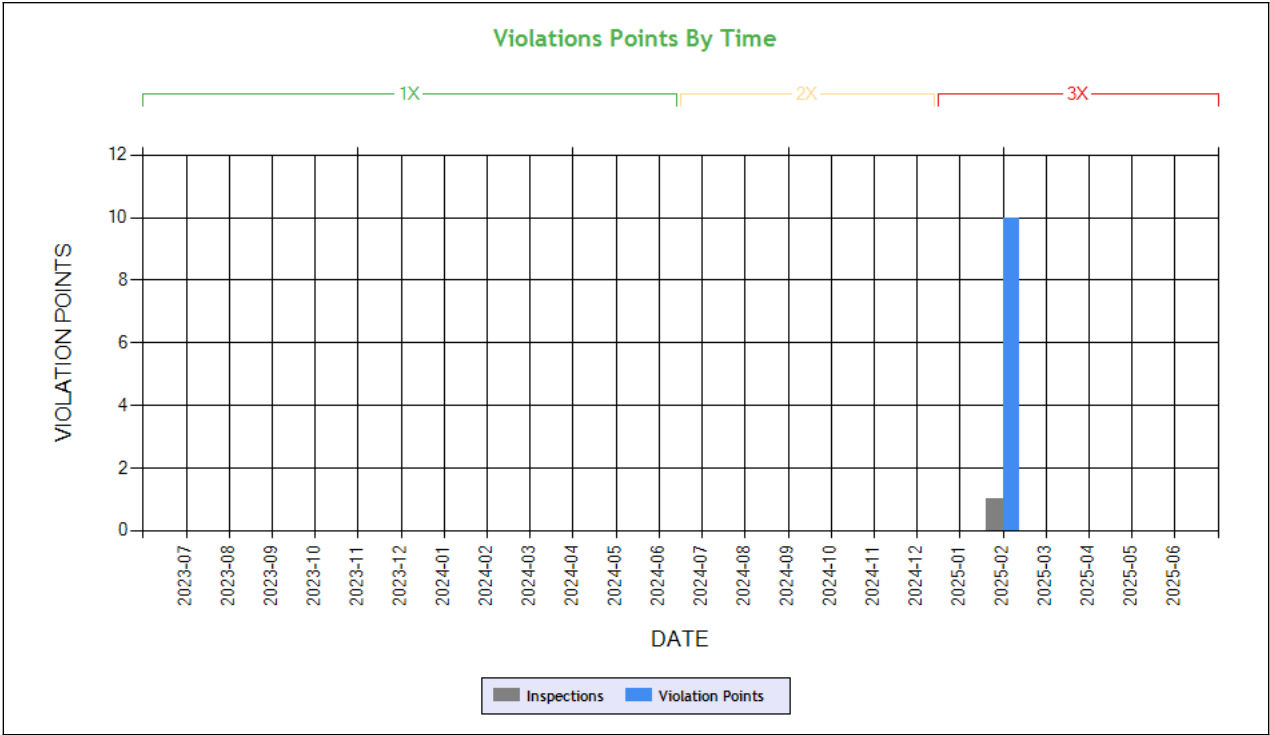
See the Excel file for the complete analysis

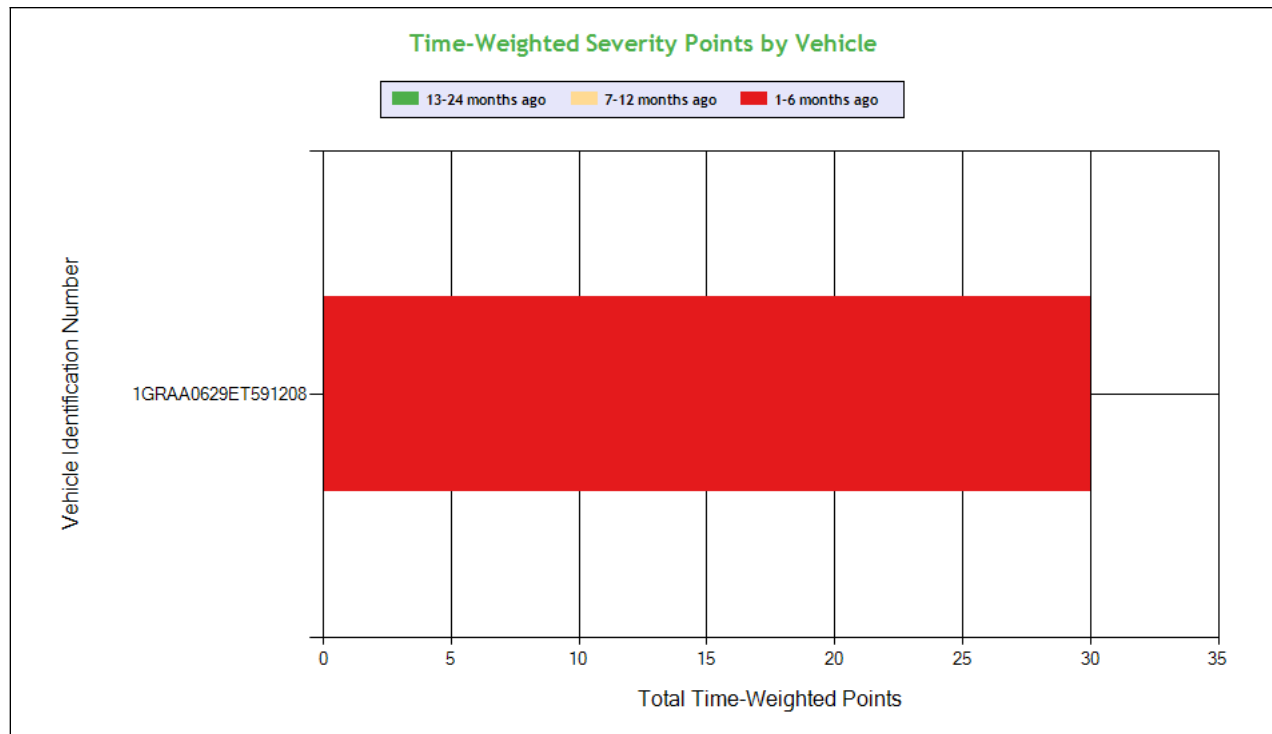
Violations is in (1-6/7-12/13-24mo)

Shaded = Out Of Service Violation		
Violation Group		
Violation Description	Total Time-weighted Points by VIN	% of Total Time-weighted Points by VIN
Driver Resp		
Total Time-weighted Points		
% Total Time-Wt Pts		



Vehicle Maintenance





Carrier Software
 1-800-646-5152
 info@CarrierSoftware.com

CONFIDENTIAL - Intended for use by Amerigo Insurance Agency - Date: 7/4/2025

RSG TRANS CARRIER INC - DOT# 4242278 / MC1643045

See the Excel file for the complete analysis

Violations is in (1-6/7-12/13-24mo)

Shaded = Out Of Service Violation				
Violation Group			Lighting	Brakes All Others
Violation Description	Total Time-weighted Points by VIN	% of Total Time-weighted Points by VIN	LIGHTING - TURN SIGNAL -ANY INOPERATIVE ON A UNIT THAT IS NOT THE REARMOST UNIT.	AIR BRAKE - ABS MALFUNCTION LAMP DEFECTIVE ON TRAILERS MANUFACTURED ON OR AFTER MARCH 1 1998.
Driver Resp			Yes	Yes
Total Time-weighted Points			18	12
% Total Time-Wt Pts			60.0	40.0
1GRAA0629ET591208	30	100	18 (1/0/0)	12 (1/0/0)

COLOR CODED CRASH TABLE ToC

No crashes have been reported by the DOT on this Motor Carrier

INSPECTIONS WITH SHARED EQUIPMENT:

No Data



LEGEND
Vehicle Information
Inspection for DOT # being analyzed
Inspection for Different DOT #
Crash Information for specific VIN

INSPECTION DETAILS for ALL Inspections

PDF shows the first 100 Power Unit & Trailer VINs with most recent inspections using data from the last 4 years

POWER UNIT Inspections Section

VIN: 3AKJGLDR4HSHJ2077				Unit: Truck Tractor		Year: 2017	Make: FREIGHTLINER	
DOT No: 4242278		Docket No: MC1643045		Name: RSG TRANS CARRIER INC			Interstate: Yes	
Date	Unit License	Unit Lic State	Violation Unit	Violation Description		Severity	OOS	Citation
02/04/2025	YP94403	CA	-	-		-	-	-
DOT No: 3964531		Docket No: MC1479541		Name: SACH TRANS INC			Interstate: Yes	
Date	Unit License	Unit Lic State	Violation Unit	Violation Description		Severity	OOS	Citation
12/07/2023	XP76377	CA	-	-		-	-	-
10/26/2023	XP76377	CA	-	-		-	-	-
10/26/2023	XP76377	CA	-	-		-	-	-
10/19/2023	XP76377	CA	D	395.22H3 - Driver failed to maintain instruction sheet for ELD malfunction reporting requirements		1	No	
10/19/2023	XP76377	CA	D	395.22H2 - Driver failing to maintain ELD instruction sheet		1	No	
10/19/2023	XP76377	CA	D	395.22H1 - Driver failing to maintain ELD user's manual		1	No	
08/22/2023	XP76377	CA	-	-		-	-	-
08/02/2023	XP76377	CA	D	395.26B - Motor carrier failed to ensure that the ELD automatically recorded the required data elements.		1	No	KV81676
DOT No: 2831060		Docket No: MC945953		Name: GLOBE TRANS LLC			Interstate: Yes	



Date	Unit License	Unit Lic State	Violation Unit	Violation Description	Severity	OOS	Citation
11/14/2022	XP76377	CA	D	395.8 - Driver record of duty status (general/form and manner)	1	No	
05/27/2022	XP76377	CA	-	-	-	-	-
05/10/2022	XP76377	CA	1	396.9D2 - Failure to correct defects noted on inspection report	4	No	
05/10/2022	XP76377	CA	1	392.2RG - State vehicle registration or License Plate violation	0	No	
04/14/2022	XP76377	CA	-	-	-	-	-
04/12/2022	XP76377	CA	1	396.3A1 - Inspection/repair and maintenance parts and accessories	2	No	VERBAL
04/12/2022	XP76377	CA	1	395.26B - Motor carrier failed to ensure that the ELD automatically recorded the required data elements.	1	No	VERBAL
04/12/2022	XP76377	CA	1	392.2RG - State vehicle registration or License Plate violation	0	No	VERBAL
12/02/2021	XP76377	CA	-	-	-	-	-
10/06/2021	XP76377	CA	-	-	-	-	-
09/06/2021	XP76377	CA	1	392.2IN - State Insurance Violation	0	No	
09/06/2021	XP76377	CA	D	395.24C2III - Driver failed to manually add shipping document number	1	No	
09/06/2021	XP76377	CA	D	395.24C2II - Driver failed to manually add the trailer number	1	No	
06/09/2021	XP76377	CA	-	-	-	-	-
02/21/2021	XP76377	CA	-	-	-	-	-
01/22/2021	XP76377	CA	-	-	-	-	-
12/15/2020	XP76377	CA	-	-	-	-	-
11/03/2020	XP76377	CA	1	393.75A3 - Tire -flat and/or audible air leak	8	Yes	
11/02/2020	XP76377	CA	1	392.2 - Operating a commercial motor vehicle not in accordance with the laws, ordinances, and regulations of the jurisdiction in which it is being operated - Unsafe Driving	0	No	
11/02/2020	XP76377	CA	1	393.9T - Inoperative tail lamp	6	No	
05/10/2020	XP76377	CA	-	-	-	-	-
DOT No: 230991		Docket No: MC176957		Name: WATKINS AND SHEPARD TRUCKING INC		Interstate: Yes	
Date	Unit License	Unit Lic State	Violation Unit	Violation Description	Severity	OOS	Citation
01/29/2019	2449783	IN	-	-	-	-	-
01/14/2019	2449783	IN	-	-	-	-	-
12/10/2018	2449783	IN	-	-	-	-	-
11/29/2018	2449783	IN	-	-	-	-	-
10/26/2018	2449783	IN	-	-	-	-	-
09/07/2018	2449783	IN	-	-	-	-	-
07/19/2018	2449783	IN	1	396.17C - Operating a CMV without proof of a periodic inspection	4	No	
07/19/2018	2449783	IN	1	392.2IN - State Insurance Violation	0	No	
02/13/2018	2449783	IN	-	-	-	-	-
01/30/2018	2449783	IN	1	393.9A - Inoperative required lamps	2	No	
10/21/2017	2449783	IN	-	-	-	-	-
06/10/2017	2449783	IN	-	-	-	-	-
09/07/2016	PA08574	MT	-	-	-	-	-

TRAILER Inspections Section

VIN: 3AKJGLDR4HSHJ2077		Unit: Truck Tractor		Year: 2017	Make: FREIGHTLINER		
DOT No: 4242278		Docket No: MC1643045		Name: RSG TRANS CARRIER INC		Interstate: Yes	
Date	Unit License	Unit Lic State	Violation Unit	Violation Description	Severity	OOS	Citation
02/04/2025	YP94403	CA	-	-	-	-	-
DOT No: 3964531		Docket No: MC1479541		Name: SACH TRANS INC		Interstate: Yes	



Date	Unit License	Unit Lic State	Violation Unit	Violation Description	Severity	OOS	Citation
12/07/2023	XP76377	CA	-	-	-	-	-
10/26/2023	XP76377	CA	-	-	-	-	-
10/26/2023	XP76377	CA	-	-	-	-	-
10/19/2023	XP76377	CA	D	395.22H3 - Driver failed to maintain instruction sheet for ELD malfunction reporting requirements	1	No	
10/19/2023	XP76377	CA	D	395.22H2 - Driver failing to maintain ELD instruction sheet	1	No	
10/19/2023	XP76377	CA	D	395.22H1 - Driver failing to maintain ELD user's manual	1	No	
08/22/2023	XP76377	CA	-	-	-	-	-
08/02/2023	XP76377	CA	D	395.26B - Motor carrier failed to ensure that the ELD automatically recorded the required data elements.	1	No	KV81676

DOT No: 2831060 Docket No: MC945953 Name: GLOBE TRANS LLC Interstate: Yes

Date	Unit License	Unit Lic State	Violation Unit	Violation Description	Severity	OOS	Citation
11/14/2022	XP76377	CA	D	395.8 - Driver record of duty status (general/form and manner)	1	No	
05/27/2022	XP76377	CA	-	-	-	-	-
05/10/2022	XP76377	CA	1	396.9D2 - Failure to correct defects noted on inspection report	4	No	
05/10/2022	XP76377	CA	1	392.2RG - State vehicle registration or License Plate violation	0	No	
04/14/2022	XP76377	CA	-	-	-	-	-
04/12/2022	XP76377	CA	1	396.3A1 - Inspection/repair and maintenance parts and accessories	2	No	VERBAL
04/12/2022	XP76377	CA	1	395.26B - Motor carrier failed to ensure that the ELD automatically recorded the required data elements.	1	No	VERBAL
04/12/2022	XP76377	CA	1	392.2RG - State vehicle registration or License Plate violation	0	No	VERBAL
12/02/2021	XP76377	CA	-	-	-	-	-
10/06/2021	XP76377	CA	-	-	-	-	-
09/06/2021	XP76377	CA	1	392.2IN - State Insurance Violation	0	No	
09/06/2021	XP76377	CA	D	395.24C2III - Driver failed to manually add shipping document number	1	No	
09/06/2021	XP76377	CA	D	395.24C2II - Driver failed to manually add the trailer number	1	No	
06/09/2021	XP76377	CA	-	-	-	-	-
02/21/2021	XP76377	CA	-	-	-	-	-
01/22/2021	XP76377	CA	-	-	-	-	-
12/15/2020	XP76377	CA	-	-	-	-	-
11/03/2020	XP76377	CA	1	393.75A3 - Tire -flat and/or audible air leak	8	Yes	
11/02/2020	XP76377	CA	1	392.2 - Operating a commercial motor vehicle not in accordance with the laws, ordinances, and regulations of the jurisdiction in which it is being operated - Unsafe Driving	0	No	
11/02/2020	XP76377	CA	1	393.9T - Inoperative tail lamp	6	No	
05/10/2020	XP76377	CA	-	-	-	-	-

DOT No: 230991 Docket No: MC176957 Name: WATKINS AND SHEPARD TRUCKING INC Interstate: Yes

Date	Unit License	Unit Lic State	Violation Unit	Violation Description	Severity	OOS	Citation
01/29/2019	2449783	IN	-	-	-	-	-
01/14/2019	2449783	IN	-	-	-	-	-
12/10/2018	2449783	IN	-	-	-	-	-
11/29/2018	2449783	IN	-	-	-	-	-
10/26/2018	2449783	IN	-	-	-	-	-
09/07/2018	2449783	IN	-	-	-	-	-
07/19/2018	2449783	IN	1	396.17C - Operating a CMV without proof of a periodic inspection	4	No	
07/19/2018	2449783	IN	1	392.2IN - State Insurance Violation	0	No	
02/13/2018	2449783	IN	-	-	-	-	-
01/30/2018	2449783	IN	1	393.9A - Inoperative required lamps	2	No	
10/21/2017	2449783	IN	-	-	-	-	-
06/10/2017	2449783	IN	-	-	-	-	-
09/07/2016	PA08574	MT	-	-	-	-	-

Inspection Summary By Month (based on inspections from the last 4 years) ToC						
Year-Month	Number of Inspections	Number of Power Units	Total Violations	Total OOS Inspections	Total Severity Points	Number of Crashes



2025-02	1	1	2	0	10	0
Note: The most recent month's counts may not include all the inspections for that month.						

VIN Inspection Violation Details ToC									
# of VINs: 2 # of Insp: 2 Severity Weight: 20 Avg. Weight/VIN: 10.0 (based on inspections in the last 4 years, showing top 50 VINs inspected most recently)									
VIN 1GRAA0629ET591208		# of Inspections: 1		Total Severity: 10		Percentage of Total: 50.00%		Avg. Weight Per Inspection: 10.0	
Inspection Date	Inspection ID	Inspection State	Location Description	Total Severity	# of Violations	Shipper Name	Inspection Level	Post Accident	Out of Service
02/04/2025	83793702	CO	CENTER CO	10	2	NORTH STAR FARM	2	No	No
BASIC		Unit Type		Severity		Description		Out of Service	
Vehicle Maintenance		Semi Trailer		6		393.9ALTSIR:LIGHTING - TURN SIGNAL -ANY INOPERATIVE ON A UNIT		No	
Vehicle Maintenance		Semi Trailer		4		393.55EB:AIR BRAKE - ABS MALFUNCTION LAMP DEFECTIVE ON TRAI		No	
VIN 3AKJGLDR4HSHJ2077		# of Inspections: 1		Total Severity: 10		Percentage of Total: 50.00%		Avg. Weight Per Inspection: 10.0	
Inspection Date	Inspection ID	Inspection State	Location Description	Total Severity	# of Violations	Shipper Name	Inspection Level	Post Accident	Out of Service
02/04/2025	83793702	CO	CENTER CO	10	2	NORTH STAR FARM	2	No	No
BASIC		Unit Type		Severity		Description		Out of Service	
Vehicle Maintenance		Truck Tractor		6		393.9ALTSIR:LIGHTING - TURN SIGNAL -ANY INOPERATIVE ON A UNIT		No	
Vehicle Maintenance		Truck Tractor		4		393.55EB:AIR BRAKE - ABS MALFUNCTION LAMP DEFECTIVE ON TRAI		No	

Inspection History ToC						
Inspection Date	Report Number	Report State	PU VIN	TR VIN	Severity Weight	Time Weight
02/04/2025	1069253595	CO	3AKJGLDR4HSHJ2077 - Truck Tractor	1GRAA0629ET591208 - Semi Trailer		3
Trailer Violation - Vehicle Maintenance Violation: 393.55EB - AIR BRAKE - ABS MALFUNCTION LAMP DEFECTIVE ON TRAILERS MANUFACTURED ON OR AFTER MARCH 1 1998.					4	
Trailer Violation - Vehicle Maintenance Violation: 393.9ALTSIR - LIGHTING - TURN SIGNAL -ANY INOPERATIVE ON A UNIT THAT IS NOT THE REARMOST UNIT.					6	
Only the first 20 inspections are shown. See the live report for more data.						

Crash Hot Spots ToC					
State	Level 1 (lowest crash frequency)	Level 2	Level 3	Level 4	Level 5 (highest crash frequency)
Colorado	0	0	0	1	0
Total	0	0	0	1	0
Company Level: 4					

Equipment and Driver Details ToC						
	Equipment (Owned/Leased/Trip)			Driver Details		
MCS-150 Date	Tractors	Straight Trucks	Trailers	CDL's	Interstate	Intrastate
05/30/2025	1/0/0	0/0/0	1/0/0	1	1	0
10/23/2024	1/0/0	0/0/0	1/0/0	1	1	0
05/17/2024	1/0/0	0/0/0	1/0/0	1	1	0

Chameleon Type 1 - Chameleon issues highlighted in RED ToC									
DOT	Legal Name	MCS-150 Date	Physical Address	Mailing Address	Company Rep 1	Company Rep 2	Phone	Fax	Email



4310527	7SEAS TRANS INC	06/12/2025	881 ENGLEWOOD WAY, LATHROP, CA, 95330	881 ENGLEWOOD WAY, LATHROP, CA, 95330-8919	RAMANPREET SINGH		(916)-465-2047		7SEASTRANSIN C@GMAIL.COM
2989458	AM XPRESS INC	05/05/2025	5004 CHAPEL HILL LN, SACRAMENTO, CA, 95842	5004 CHAPEL HILL LN, SACRAMENTO, CA, 95842-3669	RAMANPREET SINGH		(916)-917-0534	(916)-917-0534	LOHAT.RAMAN23@GMAIL.COM
4166144	CHAMPIONS TRANSPORT INC	04/17/2025	14475 HILLCREST DRIVE, FONTANA, CA, 92337	11252 SIERRA AVE 2E 330, FONTANA, CA, 92337	RAMANPREET SINGH		(909)-904-7011	(909)-904-7011	DISPATCHCHAMPIONS1@GMAIL.COM
3654343	GOPI HAULER INC	03/26/2025	6345 MADERA CT, EASTVALE, CA, 92880	7026 WHITEWOOD DR, FONTANA, CA, 92336	RAMANPREET SINGH		(909)-688-1129		RAMANPREETPATTAR@GMAIL.COM
4304538	ROYAL KING INC	03/17/2025	600 HOSKING AVE APT 31D, BAKERSFIELD, CA, 93307	600 HOSKING AVE APT 31D, BAKERSFIELD, CA, 93307	RAMANPREET SINGH		(414)-600-3630	(414)-600-3630	ROYALKINGINC@MYAAHOO.COM
3634252	SPADES TRANSPORT LLC	02/13/2025	13202 SE 253RD PL, KENT, WA, 98042	13202 SE 253RD PL, KENT, WA, 98042	RAMANPREET SINGH		(253)-289-2040		SPADESTRANS@GMAIL.COM
4238240	BIG RIG TIRES AND ALIGNMENT INC	11/20/2024	2881 E JENSEN AVE, FRESNO, CA, 93706	2881 E JENSEN AVE, FRESNO, CA, 93706	RAMANPREET SINGH		(559)-499-0195		BIGRIGTIRESANDALIGNMENT@GMAIL.COM
4263298	RS BASRA TRANS INC	11/18/2024	5555 N DANTE AVE APT 231, FRESNO, CA, 93722	5555 N DANTE AVE APT 231, FRESNO, CA, 93722	RAMANPREET SINGH	ANAHGIT SINGH	(209)-673-1427	(559)-780-4911	RSBASRAINCA@GMAIL.COM
3467071	RP TRUCKING LLC	10/26/2024	627 LONE OAK LN, VERONA, WI, 53593	627 LONE OAK LN, VERONA, WI, 53593-9526	RAMANPREET SINGH		(608)-692-5626	(608)-692-5626	RPTRUCKING75@GMAIL.COM
4045807	CHAHAL CARGO MOVERS INC	09/05/2024	2881 E JENSEN AVE, FRESNO, CA, 93706	2881 E JENSEN AVE, FRESNO, CA, 93706	RAMANPREET SINGH			(559)-549-3753	CHAHALCARGOMOVSRS95@GMAIL.COM

Chameleon Type 2 ToC

VIN	Unit Type	Inspection Date	DOT No	Company Name	City	State
-----	-----------	-----------------	--------	--------------	------	-------