



## Table of Contents

1. Overview	2. BASIC Scores History
3. BASIC Measures	4. KPI: BASIC Measures by Cargo Group
5. Estimated ISS Score	6. Investigation Results
7. Penalties History	8. Acute Critical Violations
9. Red Flag Violation Details	10. DOT Registration Information
11. DOT MCS-150 History	12. Crash Summary
13. Inspection Summary	14. KPI: Inspection Viol OOS Rates by Cargo Group
15. FHWA Registration Information	16. FHWA Insurance Information
17. FHWA Authorities	18. Severe Violations
19. Violation Report	20. Violation Summary
21. Violation Enforcement Chronology	22. Inspection Violations & OOS Counts
23. Radius Of Operation	24. Inspection & Crash Locations
25. Cargo Hot Spots	26. Inspection Violations & OOS Chronology
27. Percent of Insp & Crash by State	28. VIN Insp Summary by State
29. Violations By Unit Type	30. Equipment Ownership
31. Equipment Details	32. Vehicle Age
33. States of Power Unit Registrations	34. Equipment Acquisitions
35. Driver Details	36. Shared VIN Summary
37. Shipper Table	38. Safety Summary
39. Safety Details	40. Crash Detail Color Coded
41. Inspections with Shared Equipment	42. Inspection Tabular Details
43. Inspection Summary By Month	44. VIN Inspection Violation Details
45. Inspection History	46. Crash Hot Spots
47. DOT MCS-150 History Equipment and Driver Details	48. Chameleon



**Business Address**

626 MINERVA ST  
HAYWARD, CA  
94544

**Contact Info**

(415)-691-5094  
  
DJAID718@GMAIL.COM

**FHWA Address**

626 MINERVA ST  
HAYWARD,CA,94544  
  
**Phone:**(415)-691-5094

**Mailing Address**

626 MINERVA ST  
HAYWARD, CA  
94544-5843

**Overview** [ToC](#)

**Operating Status:** AUTHORIZED FOR Property  
3 other companies viewed this DOT in the past two months  
**Crash/PU ratio:** 0.0%  
**Clean Inspection ratio:** 33.33%

**Estimated BASIC Scores (as of 5/31/2025)**

	Unsafe Driving	Hours of Service	Driver Fitness	Controlled Sub. and Alcohol	Vehicle Maintenance	HM Compliance	Crash
<b>Relative Scores</b>	0% ○	0% ⬇	0% ○	0% ○	0% ⬆	0% ○	0% ○
<b>Alert Status</b>	No	No	No	No	No	No	No



**Estimated Inspection Selection System (ISS) Score: 3**  
**Category: Pass**

**BASIC Scores History - Unsafe Driving** [ToC](#)

There are no Scores for this BASIC

**BASIC Scores History - Hours of Service** [ToC](#)

There are no Scores for this BASIC

**BASIC Scores History - Driver Fitness** [ToC](#)

There are no Scores for this BASIC

**BASIC Scores History - Controlled Substance** [ToC](#)

There are no Scores for this BASIC



**BASIC Scores History - Vehicle Maintenance ToC**

There are no Scores for this BASIC

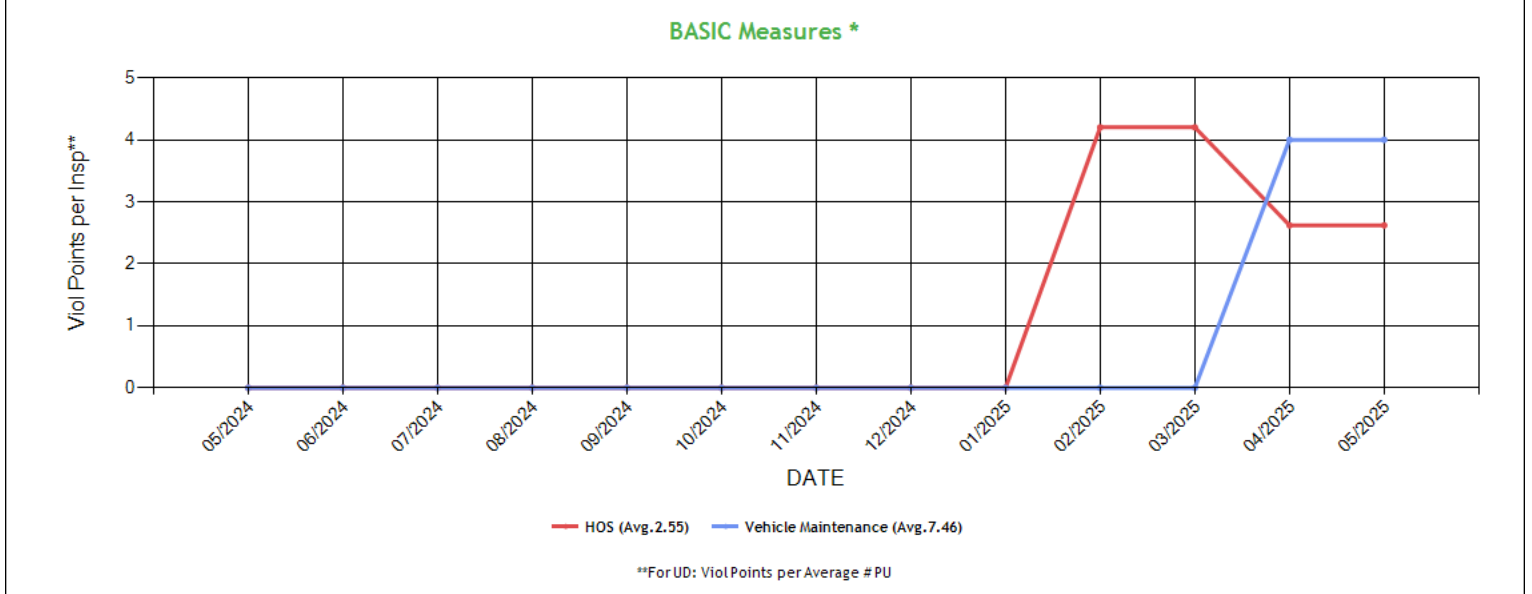
**BASIC Scores History - Crash ToC**

There are no Scores for this BASIC

**BASIC Scores History - Hazmat ToC**

There are no Scores for this BASIC

**BASIC Measures: Violation Points per Inspection Trends ToC**



\* BASIC Measures are the absolute SMS scores that are compared within each Safety Event Group to determine the BASIC Score percentiles. Averages based on fleets with 1-5 power units.



**BASIC Measures \* - Table ToC**

UD-Unsafe Driving, HOS-Hours of Service, DF-Driver Fitness, CS-Controlled Substances, VM-Vehicle Maintenance

Date	UD Measure	UD AC	UD with Viol	HOS Measure	HOS AC	HOS with Viol	DF Measure	DF AC	DF with Viol	CS Measure	CS AC	CS with Viol	VM Measure	VM AC	VM with Viol
05/2025	0.00	N	0	2.62	N	1	0.00	N	0	0.00	N	0	4.00	N	1
04/2025	0.00	N	0	2.62	N	1	0.00	N	0	0.00	N	0	4.00	N	1
03/2025	0.00	N	0	4.20	N	1	0.00	N	0	0.00	N	0	0.00	N	0
02/2025	0.00	N	0	4.20	N	1	0.00	N	0	0.00	N	0	0.00	N	0
01/2025	0.00	N	0	0.00	N	0	0.00	N	0	0.00	N	0	0.00	N	0
12/2024	0.00	N	0	0.00	N	0	0.00	N	0	0.00	N	0	0.00	N	0
11/2024	0.00	N	0	0.00	N	0	0.00	N	0	0.00	N	0	0.00	N	0
10/2024	0.00	N	0	0.00	N	0	0.00	N	0	0.00	N	0	0.00	N	0
09/2024	0.00	N	0	0.00	N	0	0.00	N	0	0.00	N	0	0.00	N	0
08/2024	0.00	N	0	0.00	N	0	0.00	N	0	0.00	N	0	0.00	N	0
07/2024	0.00	N	0	0.00	N	0	0.00	N	0	0.00	N	0	0.00	N	0
06/2024	0.00	N	0	0.00	N	0	0.00	N	0	0.00	N	0	0.00	N	0
05/2024	0.00	N	0	0.00	N	0	0.00	N	0	0.00	N	0	0.00	N	0

\* BASIC Measures are the absolute SMS scores that are compared within each Safety Event Group to determine the BASIC Score percentiles.

**KPI: BASIC Measures by Fleet Size and Cargo Group ToC**

Fleet Size: 1-5 PUs

	Unsafe Driving		Hours of Service		Driver Fitness		Controlled Substance		Vehicle Maintenance		HM Compliance		Crash	
Cargo Group (Companies)	Avg.	Comp. to Avg.	Avg.	Comp. to Avg.	Avg.	Comp. to Avg.	Avg.	Comp. to Avg.	Avg.	Comp. to Avg.	Avg.	Comp. to Avg.	Avg.	Comp. to Avg.
General Freight (486941)	0.78	Better	0.22	Worse	0.20	Better	0.01	Better	1.87	Worse	0.01	Better	0.06	Better
DJAID TRANSPORTATION INC	0.00		2.62		0.00		0.00		4.00		0.00		0.00	

**Estimated ISS Score: 3 Pass ToC About the Inspection Selection System**

**Estimated ISS Score History - Table ToC**

Date	Estimated ISS Score	Recommendation	Algorithm
06/06/2025	3	Pass	Safety Algorithm
04/25/2025	3	Pass	Safety Algorithm
03/28/2025	72	Optional Inspect	Insufficient Data Algorithm
02/28/2025	72	Optional Inspect	Insufficient Data Algorithm
01/31/2025	69	Optional Inspect	Insufficient Data Algorithm
12/27/2024	67	Optional Inspect	Insufficient Data Algorithm
11/29/2024	67	Optional Inspect	Insufficient Data Algorithm
10/25/2024	68	Optional Inspect	Insufficient Data Algorithm
09/27/2024	67	Optional Inspect	Insufficient Data Algorithm
08/30/2024	67	Optional Inspect	Insufficient Data Algorithm
07/26/2024	63	Optional Inspect	Insufficient Data Algorithm
06/28/2024	63	Optional Inspect	Insufficient Data Algorithm
05/31/2024	63	Optional Inspect	Insufficient Data Algorithm

**Investigation Results ToC**

No Investigations reported on FMCSA website



**Penalties History** [ToC](#)

There is a problem with the Penalties data on FMCSA website.

**Acute Critical Violations (Based on Investigations as per CSA Methodology Appendix A)** [ToC](#)

No Data

No red flag violations in the last 24 months

**DOT Registration Information: The following information on this specific DOT # is from the Federal DOT (as of Operating Authority**

DOT Registration: 05/28/2024		Total Power Units: 1		Total Trucks: 1		Total Trailers: 1		Total Passenger Vehicles: 0	
Status	Entity Type	Organization Type	Nation	Total Cars		Drivers / CDL Drivers			
A	C	-	US	0		1* / 1			
MCS-150 Date	Op Codes	Shipper Op Codes	Shipper HazMat Op Codes	Latest Review Type		Latest Review Document Number(Date)			
05/14/2025	A					()			
MCS-150 Mileage (Year)	Record Update Date	Transports Hazmats	DOT Census Date	Recordable Accident Rate		Preventable Accident Rate			
60,000 (2025)	05/14/2025	N	05/28/2024	0%		0%			
MCS-151 Mileage	Safety Rating (Date)	SEA Accident	SEA Driver	SEA Vehicle		SEA Management			
0	None (None)	0%	0%	0%		0%			
Classification Codes		Cargo Carried (per MCS-150)							
Authorized-For-Hire		General Freight							

**DOT MCS-150 History** [ToC](#)

(as of 05/19/2025 DOT census)

Census Date	MCS-150 Date	MCS-150 Mileage	VMT Year	Power Units	Drivers	Trailers	Company Rep1	Company Rep2	Email
5/19/2025	5/14/2025	60000	2025	1	1	-	MANDEEP SINGH		DJAID718@GMAIL.COM

**Crash Summary Chart** [ToC](#)**Crashes Summary - Chart** (based on all available crash data)

No Data

**Crashes Summary - Table** (based on all available crash data) [ToC](#)

	TOTAL	Last 6 months	7-12 months	13-18 months	19-24 months	25-30 months	30-36 months	37-41 months	42-48 months	Over 49 months
Total Reportable	0	0	0	0	0	0	0	0	0	0
Fatalities	0	0	0	0	0	0	0	0	0	0
Injuries	0	0	0	0	0	0	0	0	0	0
Tow Away	0	0	0	0	0	0	0	0	0	0
With Citations	0	0	0	0	0	0	0	0	0	0
Federal Recordable	0	0	0	0	0	0	0	0	0	0
Preventable	0	0	0	0	0	0	0	0	0	0
Crash per Pwr Unit	-	0.0%	0.0%	0.0%	0.0%	0.0%	0.0%	0.0%	0.0%	-



### Inspection Summary ToC

The following inspection information is based on results for 24 months prior to: 07/03/2025. Please note that the total inspections number is not necessarily the total of the vehicle, driver and hazmat inspections, as one inspection may have included any combination of the below inspections.

Overall	Vehicle	Driver	Hazmat
(Please note that the total inspections number is not necessarily the total of the vehicle, driver and hazmat inspections, as one inspection may have included any combination of the below inspections)  Total Inspections: 4 Total Out of Service: 0  Out of Service: 0% National Average: 21.05% Difference: -21.05%	Total Inspections: 2 Total Out of Service: 0  Out of Service: 0.00% National Average: 25.3% Difference: -25.3%	Total Inspections: 4 Total Out of Service: 1  Out of Service: 25.00% National Average: 6.64% Difference: 18.36%	Total Inspections: 0 Total Out of Service: 0  Out of Service: 0.00% National Average: 2.63% Difference: -2.63%

### KPI: Inspection Viol OOS Rates by Cargo Group ToC

Cargo Group	OVERALL		VEHICLE		DRIVER		HAZMAT	
	Average	Compared to Average	Average	Compared to Average	Average	Compared to Average	Average	Compared to Average
General Freight	28.86%	Better	25.15%	Better	12.71%	Worse	0.17%	Better
DJAID TRANSPORTATION INC	0%		0%		25.00%		0%	

### FHWA Registration Information: The following data on this Motor Carrier is from the Federal Hwy Administration (as of 7/1/2025)

Docket Number	DOT Number	Company Name	DBA Name	Address	City	State	Country	ZIP Code
MC1645199	4246227	DJAID TRANSPORTATION INC		626 MINERVA ST	HAYWARD	CA	US	94544
Phone Number	Fax Number	Mail Address	Mail City	Mail State	Mail Contry	Mail ZIP Code	Mail Phone Number	Mail Fax Number
(415)-691-5094		626 MINERVA ST	HAYWARD	CA	US	94544-5843		
Date of Last Change	Freight	Passenger	Household Goods	Active Authority	Pending Authority	Revocation Pending Authority		
7/1/2025	Y	N	N	/ Common /	/	/ Common /		

### Insurance Required (as of 07/01/2025) ToC

Docket Number	Insurance Type	Insurance Required	Insurance on File
MC1645199	BIPD	\$750k	\$750k
MC1645199	Cargo	No	No
MC1645199	Bond	No	No

### Active / Pending Insurance (as of 07/01/2025)

Docket Number	Form	Type	Insurance Carrier	Policy/Surety	Coverage From	Coverage To	Required	On File	Effective Date	Cancel Date
MC1645199	91X	BIPD/Primary	KNIGHT SPECIALTY INSURANCE COMPANY	KSCW43626 92-00	\$0k	\$750k	\$750k	\$750k	07/24/2024	07/25/2025

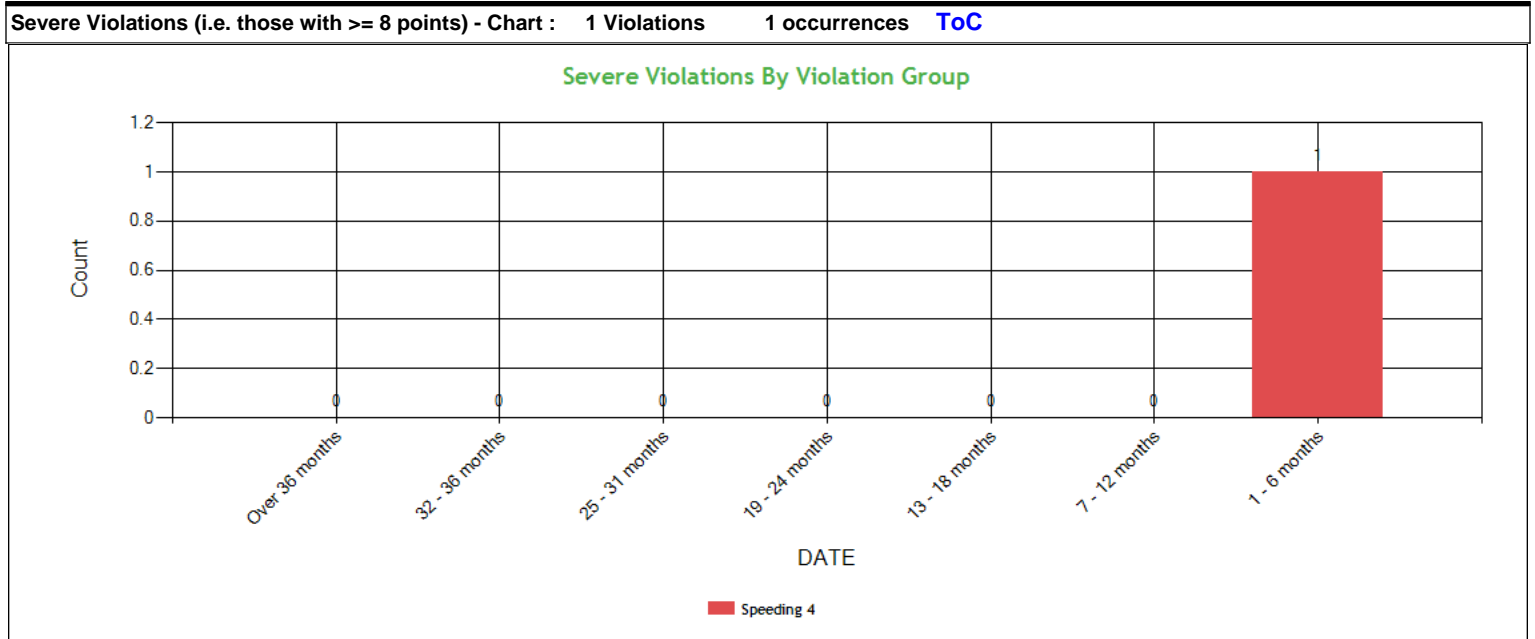
### Insurance History (as of 07/01/2025)

No Data for Insurance History (as of 07/01/2025)



FHWA Authorities (as of 07/01/2025) <a href="#">ToC</a>								
Docket#	L&I Name	Active Authority	Inactive Authority	Pending Authority	Revocation Pending Authority	Freight	Passenger	Household Goods
MC1645199	DJAID TRANSPORTATION INC	Common /			Common /	Yes	No	No

Authority History (as of 07/01/2025)				
Docket Number	Sub	Auth Type	Original Action	Disposition
MC1645199		COMMON	GRANTED 7/30/2024 12:00:00 AM	



Severe Violations (i.e. those with >= 8 points) - Table : 1 Violations 1 occurrences <a href="#">ToC</a>												
Code	Description	Category	BASIC Weight	Total count	Last 6 months	7-12 months	13-18 months	19-24 months	25-31 months	32-36 months	Over 36 months	
392.2SLLS4	State/Local Laws - Speeding 15 or more miles per hour over the speed limit	Speeding 4	10	1	1	0	0	0	0	0	0	



Violation Report <a href="#">ToC</a>						
Inspection Date	Inspection State	BASIC	Violation Description	OOS	VIN	Severity Points
06/21/2025	AZ	Hours-Of-Service	395.3A1HOSPD - HOS (PROPERTY) - DRIVING MORE THAN 11 HOURS FOLLOWING 10 CONSECUTIVE HOURS OFF DUTY DURING THE CURRENT 8 CONSECUTIVE DAY PERIOD. DATE AND TIME:	No	3AKJHHDR6PSNH5516	7
06/21/2025	AZ	Hours-Of-Service	395.3A3II - Requiring or permitting a property-carrying commercial motor vehicle driver to drive if more than 8 hours have passed since the end of the driver's last off-duty or sleeper-berth period of at least 30 minutes	No	3AKJHHDR6PSNH5516	7
06/21/2025	AZ	Unsafe Driving	392.2SLLS4 - State/Local Laws - Speeding 15 or more miles per hour over the speed limit	No	3AKJHHDR6PSNH5516	10
06/21/2025	AZ	Hours-Of-Service	395.8EHOSPDOOS - HOS (PROPERTY) - DRIVER PRODUCES A FALSE RECORD OF DUTY STATUS WITH AN APPARENT ATTEMPT TO CONCEAL HOURS. EXPLAIN:	No	3AKJHHDR6PSNH5516	7
04/08/2025	TN	Vehicle Maintenance	393.48ABIBD - DRUM BRAKE - INOPERATIVE OTHER THAN A STEERING AXLE.	No	1GRAA0622KE144512	4
04/08/2025	TN	-	392.2SLLEWA1 - State/Local Laws - Excessive Weight - 1-2500 Lbs Over On An Axle/Axle Groups.	No	3AKJHHDR6PSNH5516	0
02/23/2025	UT	Hours-Of-Service	395.8EHOSPD - HOS (PROPERTY) - NO DRIVER MAY MAKE A FALSE REPORT IN CONNECTION WITH A DUTY STATUS. EXPLAIN:	No	3AKJHHDR6PSNH5516	7
02/23/2025	UT	-	392.2SLLEWA1 - State/Local Laws - Excessive Weight - 1-2500 Lbs Over On An Axle/Axle Groups.	No	3AKJHHDR6PSNH5516	0
No filters were applied when generating this report, see the live report for more options.						



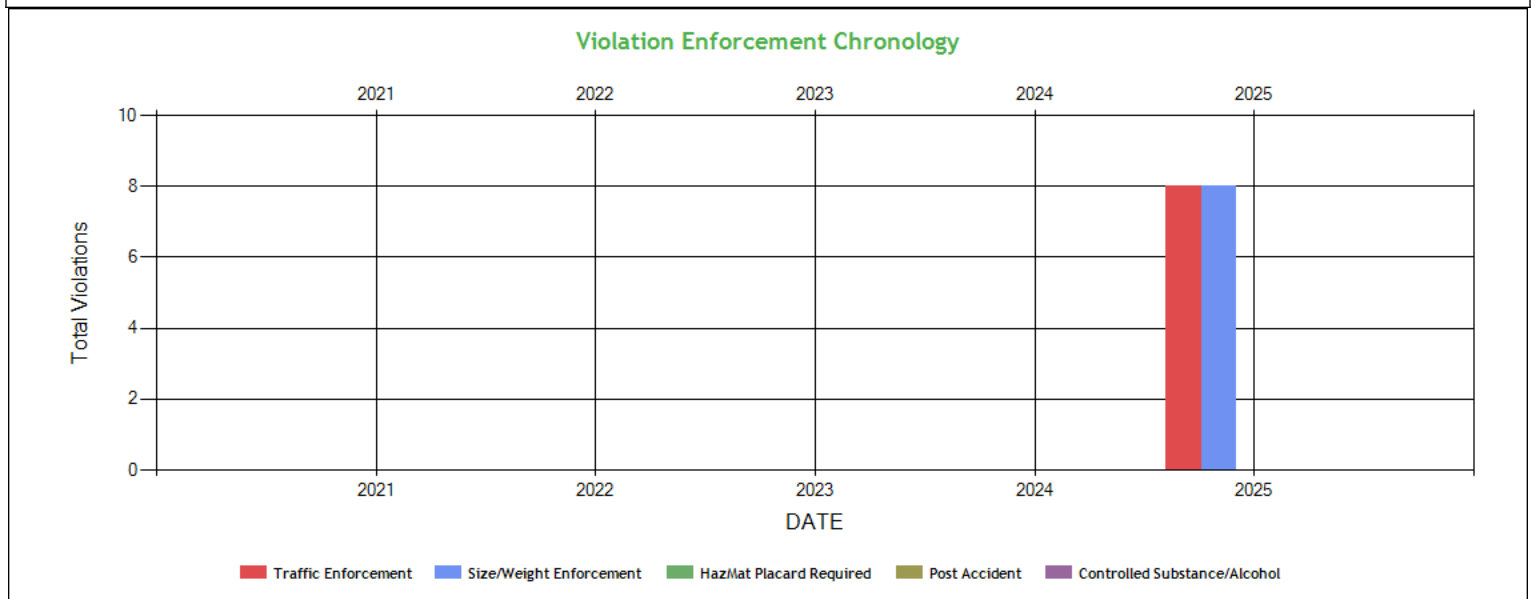


**Violation Summary** [ToC](#)

BASIC	Violation Group	Code	Description	# of Violations	# of OOS Violations	Severity Points
Unsafe Driving	Speeding 4	392.2SLLS4	State/Local Laws - Speeding 15 or more miles per hour over the speed limit	1	0	10
Hours-Of-Service (HOS) Compliance	False Log	395.8EHOSPDOOS	HOS (PROPERTY) - DRIVER PRODUCES A FALSE RECORD OF DUTY STATUS WITH AN APPARENT ATTEMPT TO CONCEAL HOURS. EXPLAIN:	1	0	7
Hours-Of-Service (HOS) Compliance	False Log	395.8EHOSPD	HOS (PROPERTY) - NO DRIVER MAY MAKE A FALSE REPORT IN CONNECTION WITH A DUTY STATUS. EXPLAIN:	1	0	7
Hours-Of-Service (HOS) Compliance	Hours	395.3A3II	Requiring or permitting a property-carrying commercial motor vehicle driver to drive if more than 8 hours have passed since the end of the driver's last off-duty or sleeper-berth period of at least 30 minutes	1	0	7
Hours-Of-Service (HOS) Compliance	Hours	395.3A1HOSPD	HOS (PROPERTY) - DRIVING MORE THAN 11 HOURS FOLLOWING 10 CONSECUTIVE HOURS OFF DUTY DURING THE CURRENT 8 CONSECUTIVE DAY PERIOD. DATE AND TIME:	1	0	7
Vehicle Maintenance	Brakes All Others	393.48ABIBD	DRUM BRAKE - INOPERATIVE OTHER THAN A STEERING AXLE.	1	0	4
	Not used in SMS Calculation	392.2SLLEWA1	State/Local Laws - Excessive Weight - 1-2500 Lbs Over On An Axle/Axle Groups.	2	0	0

No filters were applied when generating this report, see the live report for more options.

**Violation Enforcement Chronology - Chart** [ToC](#)

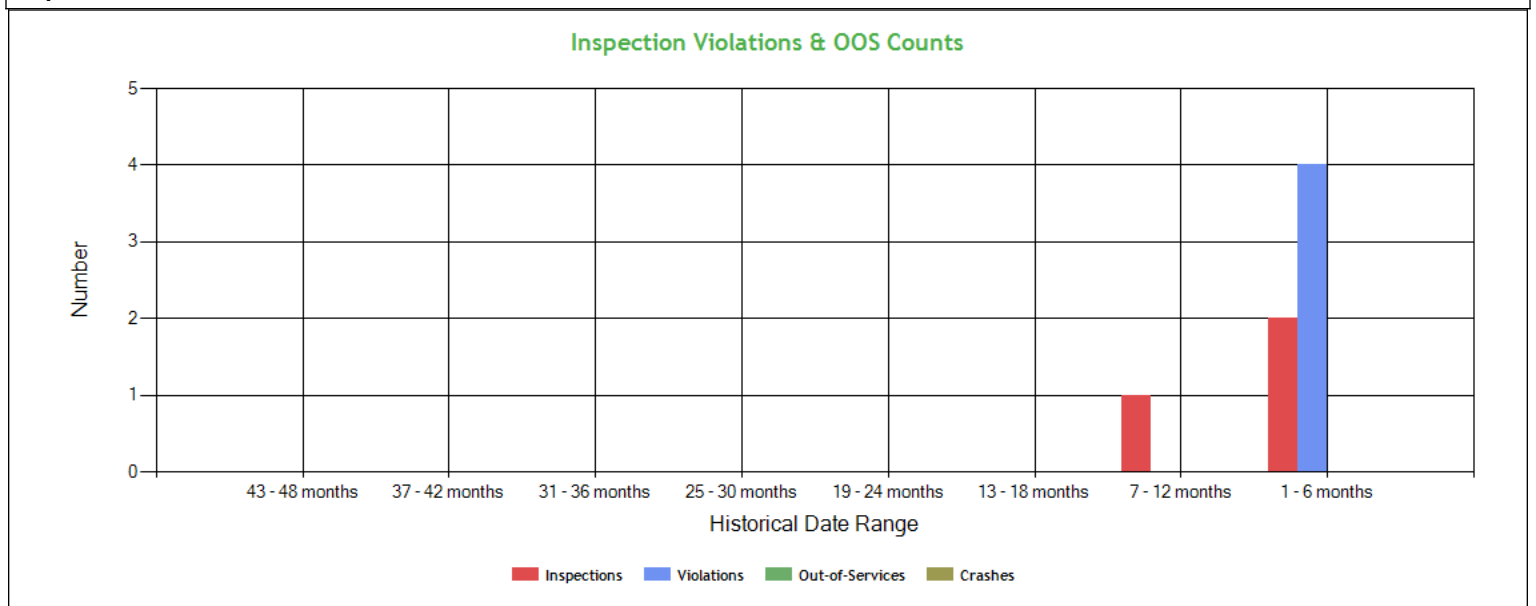




**Violation Enforcement Chronology - Table** [ToC](#)

	2021	2022	2023	2024	2025
Traffic Enforcement	0	0	0	0	8
Size/Weight Enforcement	0	0	0	0	8
HazMat Placard Required	0	0	0	0	0
Post Accident	0	0	0	0	0
Controlled Substance/Alcohol	0	0	0	0	0

**Inspection Violations & OOS Counts - Chart** [ToC](#)

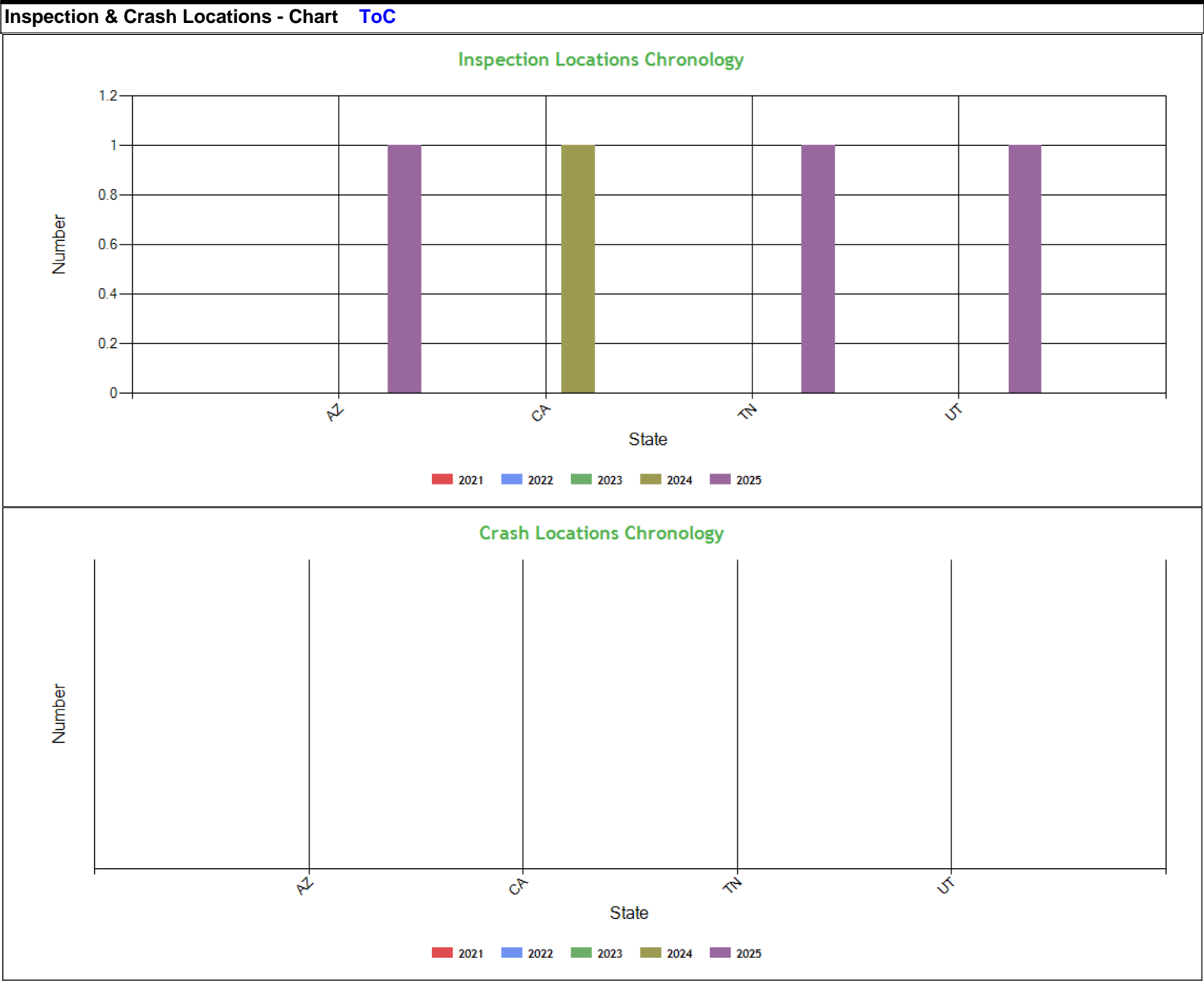


**Inspection Violations & OOS Counts - Table** [ToC](#)

Date Range	Inspections	Violations	Out-of-Services	Crashes
<b>TOTAL</b>	4	8	0	0
1 - 6 months	2	4	0	0
7 - 12 months	1	0	0	0
13 - 18 months	0	0	0	0
19 - 24 months	0	0	0	0
25 - 30 months	0	0	0	0
31 - 36 months	0	0	0	0
37 - 42 months	0	0	0	0
43 - 48 months	0	0	0	0



Radius of Operation (based on Inspections and Crashes during the past 3 years) ToC								
	Total	Drive between 0 and 50 miles radius	Drive between 51 and 200 miles radius	Drive between 201 and 300 miles radius	Drive between 301 and 400 miles radius	Drive between 401 and 500 miles radius	Drive between 501 and 600 miles radius	Drive beyond 600 miles radius
Power Units (i.e. unique VINs)	1	0	0	0	0	0	0	1
Percent	100%	0%	0%	0%	0%	0%	0%	100%





**Inspection & Crash Locations - Table ToC**

State	Inspections					Violations					Out-of-Services					Crashes				
	2021	2022	2023	2024	2025	2021	2022	2023	2024	2025	2021	2022	2023	2024	2025	2021	2022	2023	2024	2025
TOTAL	0	0	0	1	3	0	0	0	0	8	0	0	0	0	0	0	0	0	0	0
AZ	0	0	0	0	1	0	0	0	0	4	0	0	0	0	0	0	0	0	0	0
CA	0	0	0	1	0	0	0	0	0	0	0	0	0	0	0	0	0	0	0	0
TN	0	0	0	0	1	0	0	0	0	2	0	0	0	0	0	0	0	0	0	0
UT	0	0	0	0	1	0	0	0	0	2	0	0	0	0	0	0	0	0	0	0

**Hot Spot Summary ToC**

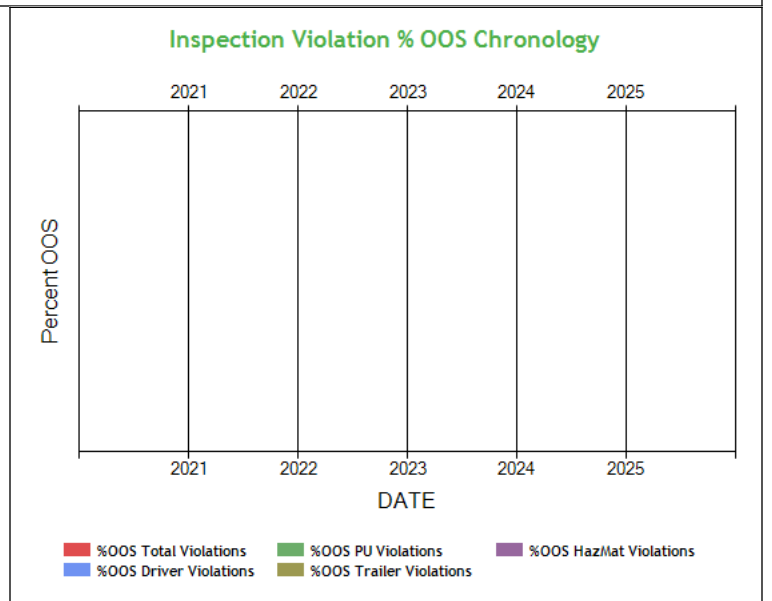
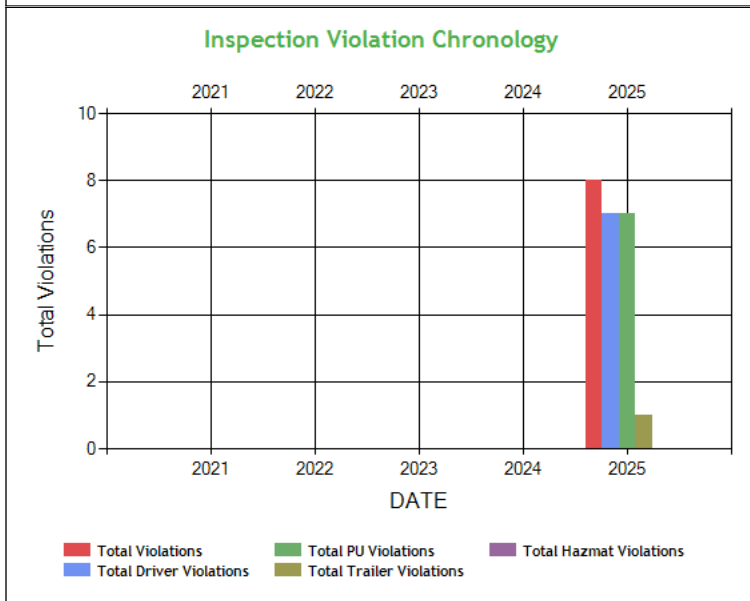
Year	Month	Level 5	Level 5 %	Level 4	Level 4 %	Level 3	Level 3 %	Level 2	Level 2 %	Level 1	Level 1 %	Level 0	Level 0 %	Levels 1 - 5	Levels 1 - 5 %
2025	June (Partial)	0	0.00%	0	0.00%	0	0.00%	0	0.00%	0	0.00%	1	25.00%	0	0.00%
2025	April	0	0.00%	0	0.00%	0	0.00%	1	25.00%	0	0.00%	0	0.00%	1	25.00%
2025	February	0	0.00%	0	0.00%	0	0.00%	0	0.00%	0	0.00%	1	25.00%	0	0.00%
2024	July	0	0.00%	0	0.00%	0	0.00%	1	25.00%	0	0.00%	0	0.00%	1	25.00%
Totals		0	0.00%	0	0.00%	0	0.00%	2	50.00%	0	0.00%	2	50.00%	2	50.00%

**Hot Spot Analysis**

State	County	Level	Count	Percentage
CA	Nevada	2	1	25.00%
TN	Greene	2	1	25.00%

Report generated using the last 12 full months of inspection data

**Inspection Violation % OOS Chronology - Chart ToC**

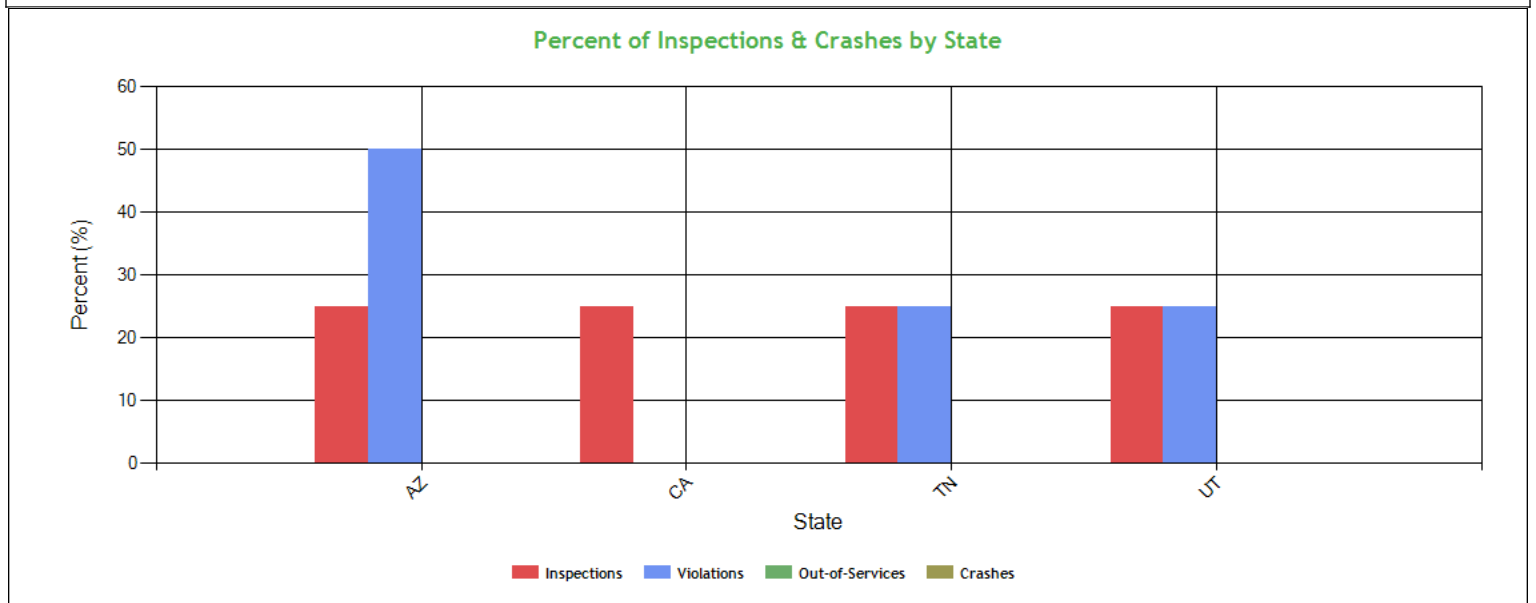




**Inspection Violation % OOS Chronology - Table ToC**

	2021	2022	2023	2024	2025
Total Violations	0	0	0	0	8
Total Out Of Services	0	0	0	0	0
%OOS Total Violations	0	0	0	0	0
Total Driver Violations	0	0	0	0	7
Total Driver Out Of Services	0	0	0	0	0
%OOS Driver Violations	0	0	0	0	0
Total PU Violations	0	0	0	0	7
Total PU Out Of Services	0	0	0	0	0
%OOS PU Violations	0	0	0	0	0
Total Trailer Violations	0	0	0	0	1
Total Trailer Out Of Services	0	0	0	0	0
%OOS Trailer Violations	0	0	0	0	0
Total Hazmat Violations	0	0	0	0	0
Total Hazmat Out Of Services	0	0	0	0	0
%OOS HazMat Violations	0	0	0	0	0

**Percent of Insp & Crash by State - Chart ToC**



**Percent of Insp & Crash by State - Table (based on Inspection data from the last 4 years) ToC**

State	Inspections		Violations		Out-of-Services		Crashes	
	Total	Percent	Total	Percent	Total	Percent	Total	Percent
	4	100	8	100	0	100	0	100
AZ	1	25	4	50	0	0	0	0
CA	1	25	0	0	0	0	0	0
TN	1	25	2	25	0	0	0	0
UT	1	25	2	25	0	0	0	0



**VIN Insp Summary by State (based on inspection from the last 2 years) ToC**

VIN	Insp	Viol Pts	Counts in each State							
			AZ		CA		TN		UT	
			Insp	Viol Pts	Insp	Viol Pts	Insp	Viol Pts	Insp	Viol Pts
<b>TOTALS</b>	<b>8/76*</b>	<b>4/42**</b>	<b>1</b>	<b>31</b>	<b>1</b>	<b>0</b>	<b>1</b>	<b>4</b>	<b>1</b>	<b>7</b>
3AKJHHDR6PSNH5516	4	38	1	31	1	0	1	0	1	7
1GRAA0622KE144512	1	4	0	0	0	0	1	4	0	0
*<Total number of inspections for these 2 VIN(s)>/n<Total number of inspections for these 4 state(s)>										
**<Total severity sum for these 2 VIN(s)>/n<Total severity sum for these 4 state(s)>										

**Violations By Unit Type ToC**

**# of Violations: 8 Total Severity: 42 based on inspections in the last 2 years**

<b>Violation Unit: Driver</b>	<b># of Violations: 7</b>	<b>Total Severity: 38</b>	<b>% of Total: 90.48%</b>
<b>Viol. Group: False Log</b>	<b># of Violations: 2</b>	<b>Total Severity: 14</b>	<b>% of Total: 33.33%</b>
<b>Violation</b>	<b>Number of Occurrences</b>	<b>Viol. Severity</b>	<b>Total Severity</b>
395.8EHOSPD:HOS (PROPERTY) - NO DRIVER MAY MAKE A FALSE REPORT	1	7	7
395.8EHOSPDOOS:HOS (PROPERTY) - DRIVER PRODUCES A FALSE RECORD OF	1	7	7
<b>Viol. Group: Hours</b>	<b># of Violations: 2</b>	<b>Total Severity: 14</b>	<b>% of Total: 33.33%</b>
395.3A1HOSPD:HOS (PROPERTY) - DRIVING MORE THAN 11 HOURS FOLLOW	1	7	7
395.3A3II:Requiring or permitting a property-carrying commer	1	7	7
<b>Viol. Group: Speeding 4</b>	<b># of Violations: 1</b>	<b>Total Severity: 10</b>	<b>% of Total: 23.81%</b>
392.2SLLS4:State/Local Laws - Speeding 15 or more miles per h	1	10	10
<b>Viol. Group: Not used in SMS Calculation</b>	<b># of Violations: 2</b>	<b>Total Severity: 0</b>	<b>% of Total: 0%</b>
392.2SLEWA1:State/Local Laws - Excessive Weight - 1-2500 Lbs O	2	0	0
<b>Violation Unit: Trailer</b>	<b># of Violations: 1</b>	<b>Total Severity: 4</b>	<b>% of Total: 9.52%</b>
<b>Viol. Group: Brakes All Others</b>	<b># of Violations: 1</b>	<b>Total Severity: 4</b>	<b>% of Total: 9.52%</b>
<b>Violation</b>	<b>Number of Occurrences</b>	<b>Viol. Severity</b>	<b>Total Severity</b>
393.48ABIBD:DRUM BRAKE - INOPERATIVE OTHER THAN A STEERING AXL	1	4	4

**Equipment Ownership ToC**Equipment Ownership (based on MCS-150 dated 5/14/2025)

	Trucks	Tractors	Trailers	Motor Coaches	Vans
<b>Owned</b>	0	1	1	0	0
<b>Term Leased</b>	0	0	0	0	0
<b>Trip Leased</b>	0	0	0	0	0
<b>Total No.</b>	0	1	1	0	0

**Equipment Details Power Units ToC**

VIN	Latest Insp Date	Year	Make	Model	Body Class	Body Type	Axles	Len	Fuel Type
3AKJHHDR6PSNH5516	06/21/2025	2023	FREIGHTLINER	Cascadia	Truck-Tractor	-	-	-	-

**Equipment Details Trailers**

VIN	Latest Insp Date	Year	Make	Model	Body Class	Body Type	Axles	Len	Fuel Type
1GRAA0622KE144512	06/21/2025	2019	GREAT DANE	Great Dane Trailers	-	-	2	53	-

**Vehicle Age ToC**

Year	# Power Units	PU Percentage	# Trailers	Trailres Percentage
2023	1	100.00%	0	0.00%
2019	0	0.00%	1	100.00%



Based on 24 months of inspection data, see the live report for more options

States of Power Unit Registrations <a href="#">ToC</a>				
State	AZ	CA	TN	UT
Number of Power Units	1	1	1	1

Equipment Acquisitions - Table <a href="#">ToC</a>							
	Power Units inspected for 1st time in past 12 months	Power Units inspected for 1st time in past 24 months	Power Units inspected during entire date range		Trailers inspected for 1st time in past 12 months	Trailers inspected for 1st time in past 24 months	Trailers inspected during entire date range
Unique VINs	1	1	1		1	1	1
Unique License Plates	1	1	1		1	1	1
License Plate States	1	1	1		1	1	1

Driver Details <a href="#">ToC</a> Driver Details (based on MCS-150 dated 5/14/2025)			
	Within 100 mi	Beyond 100 mi	TOTAL
# Drivers Interstate	0	1	1
# Drivers Intrastate	0	0	0
TOTAL	0	1	/
Avg. # Trip Lease Drivers/Mo: 0 # Drivers Grand Total: 1 # Drivers Commercially Licensed: 1			

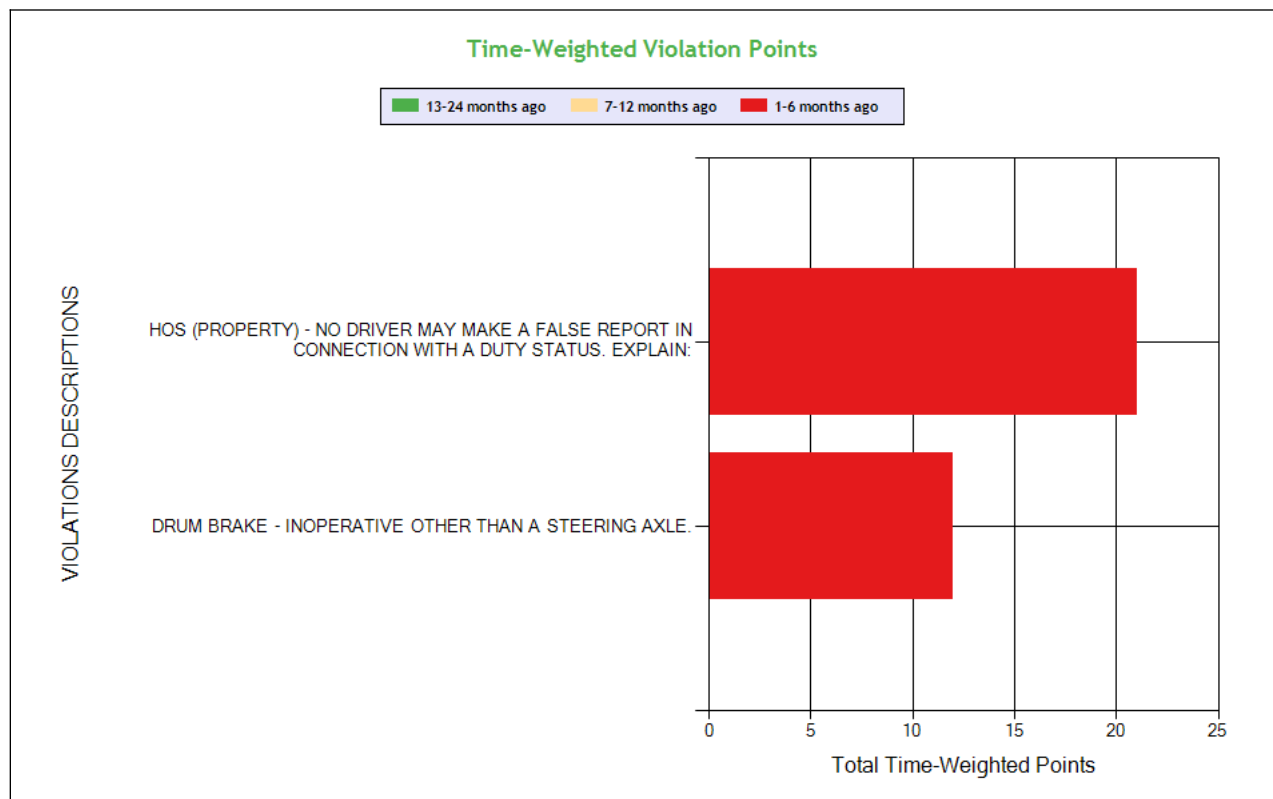
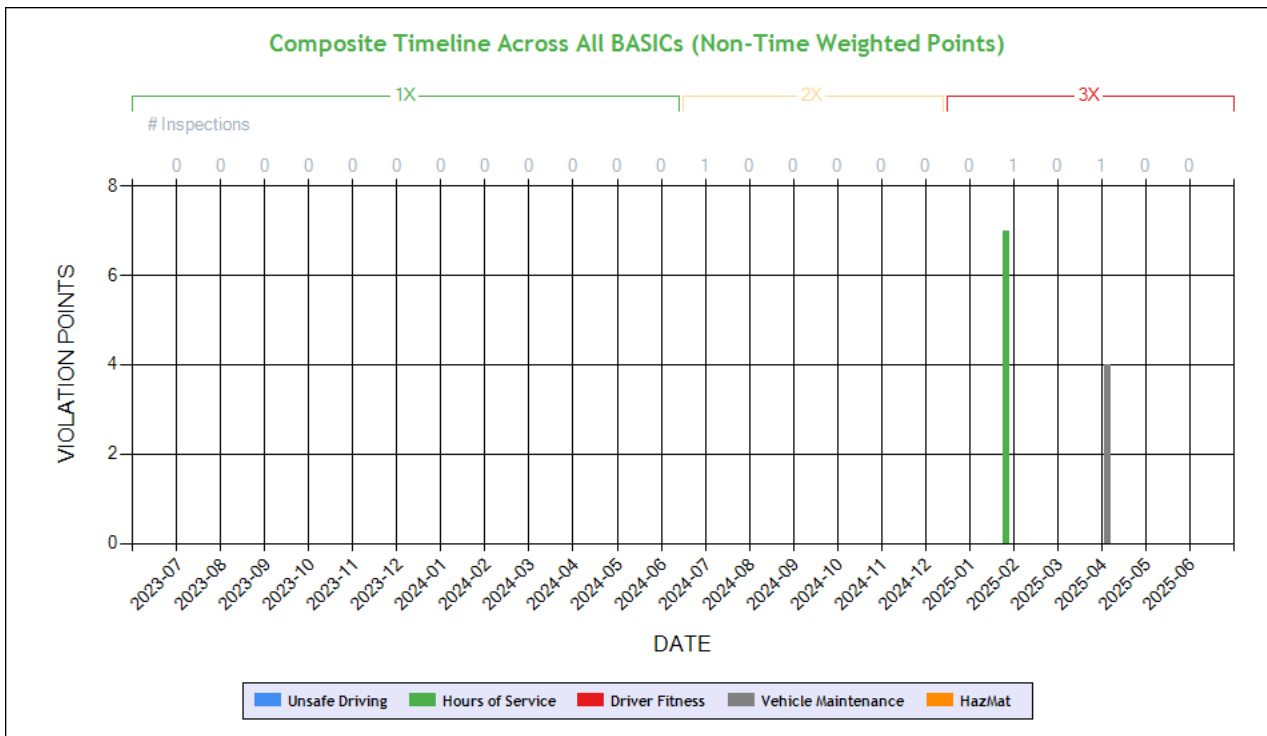
Shared VIN Summary <a href="#">ToC</a>
No Data

**SHIPPERS DETAIL** [ToC](#) based on Inspection results for the last 4 years

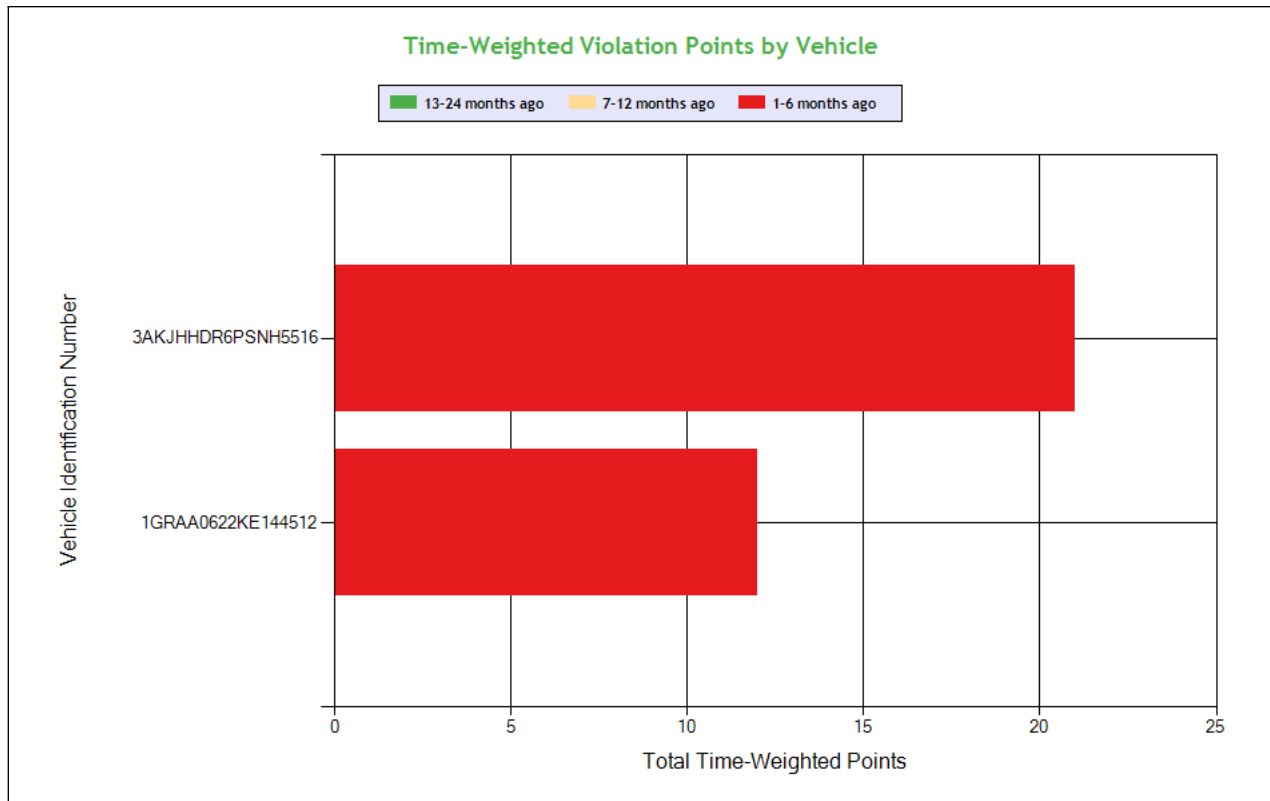
Shipper Name	Number of Inspections	Shipper Name	Number of Inspections
No Shipper listed	2	ARCTIC LOGISTICS	1
SKIPPY FOODS LLC	1		



## Carrier Underwriting Report Safety Summary ToC







See the Excel file for the complete analysis

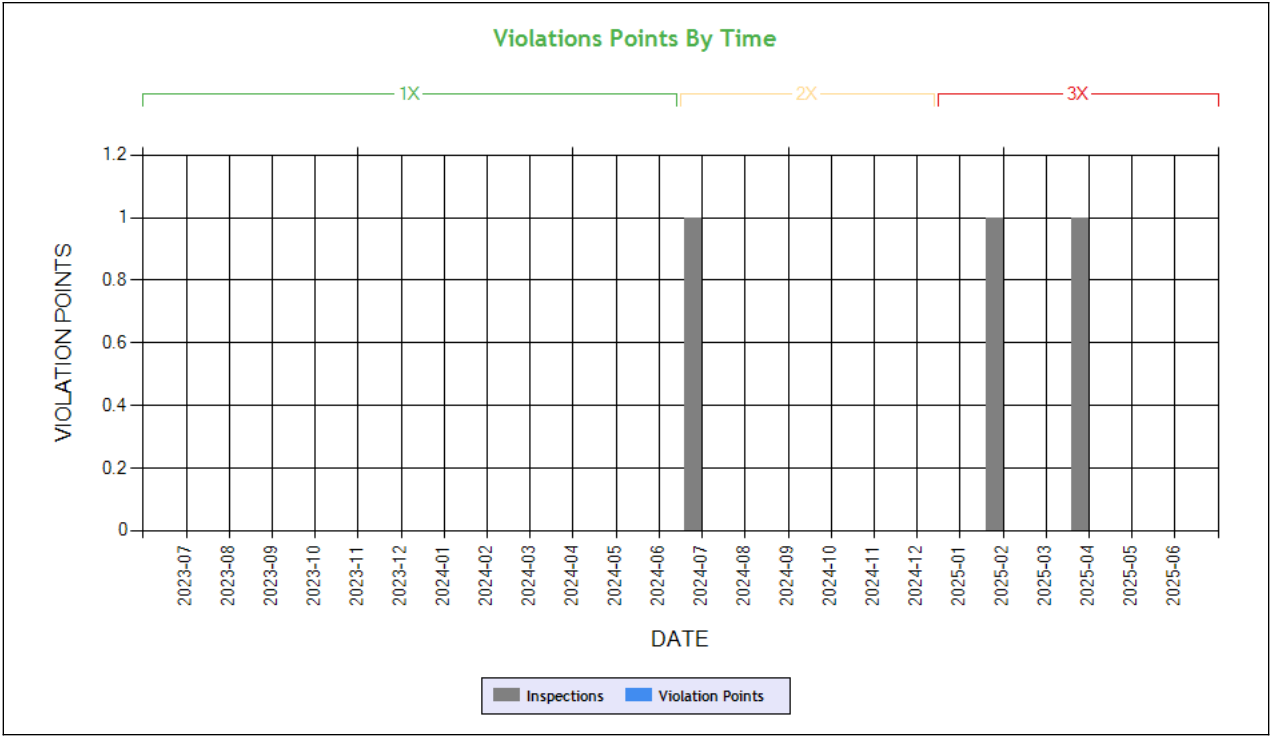
# Violations is in (1-6/7-12/13-24mo)

Shaded = Out Of Service Violation				
Violation Group			False Log	Brakes All Others
Violation Description	Total Time-weighted Points by VIN	% of Total Time-weighted Points by VIN	HOS (PROPERTY) - NO DRIVER MAY MAKE A FALSE REPORT IN CONNECTION WITH A DUTY STATUS. EXPLAIN:	DRUM BRAKE - INOPERATIVE OTHER THAN A STEERING AXLE.
Driver Resp			Yes	Yes
Total Time-weighted Points			21	12
% Total Time-Wt Pts			63.64	36.36
3AKJHHDR6PSNH5516	21	63.64	21 (1/0/0)	
1GRAA0622KE144512	12	36.36		12 (1/0/0)



**SAFETY ANALYSIS    ToC**

**Unsafe Driving**

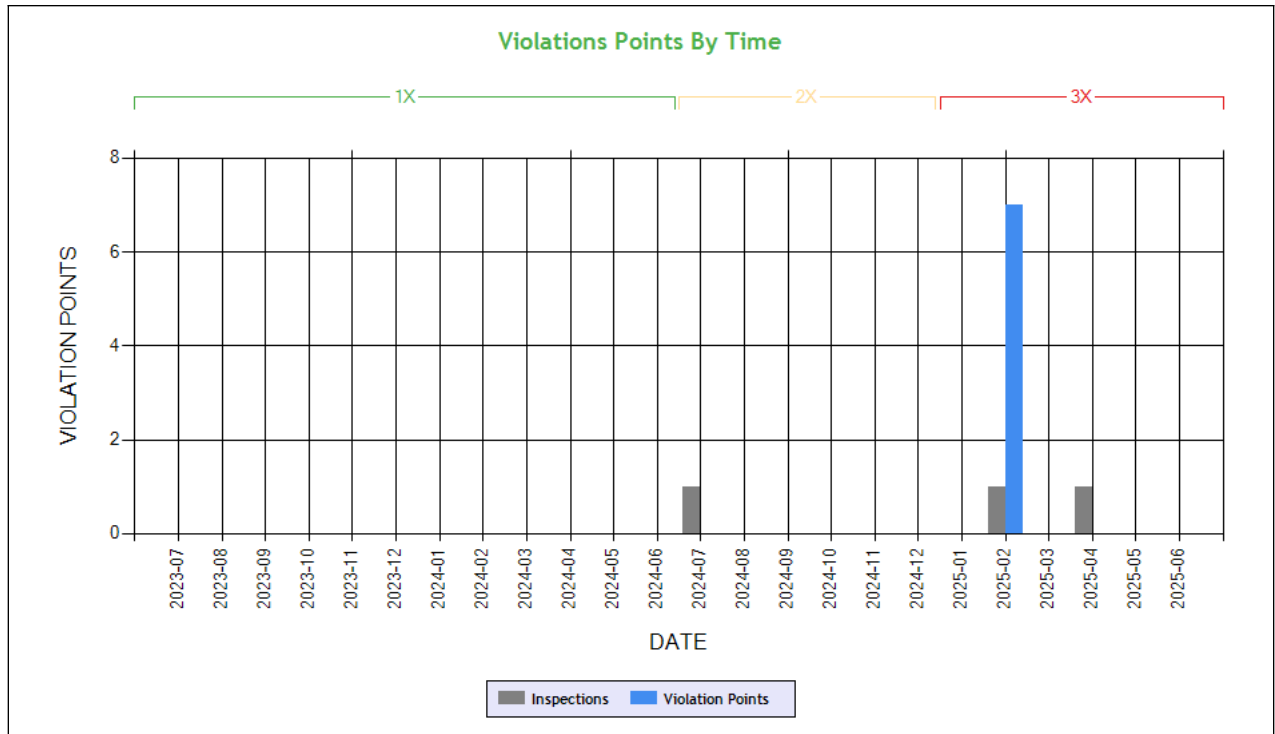


**Time-Weighted Violation Points - no data available to draw a chart**  
**Time-Weighted Severity Points by Vehicle - no data available to draw a chart**

See the Excel file for the complete analysis # Violations is in (1-6/7-12/13-24mo)

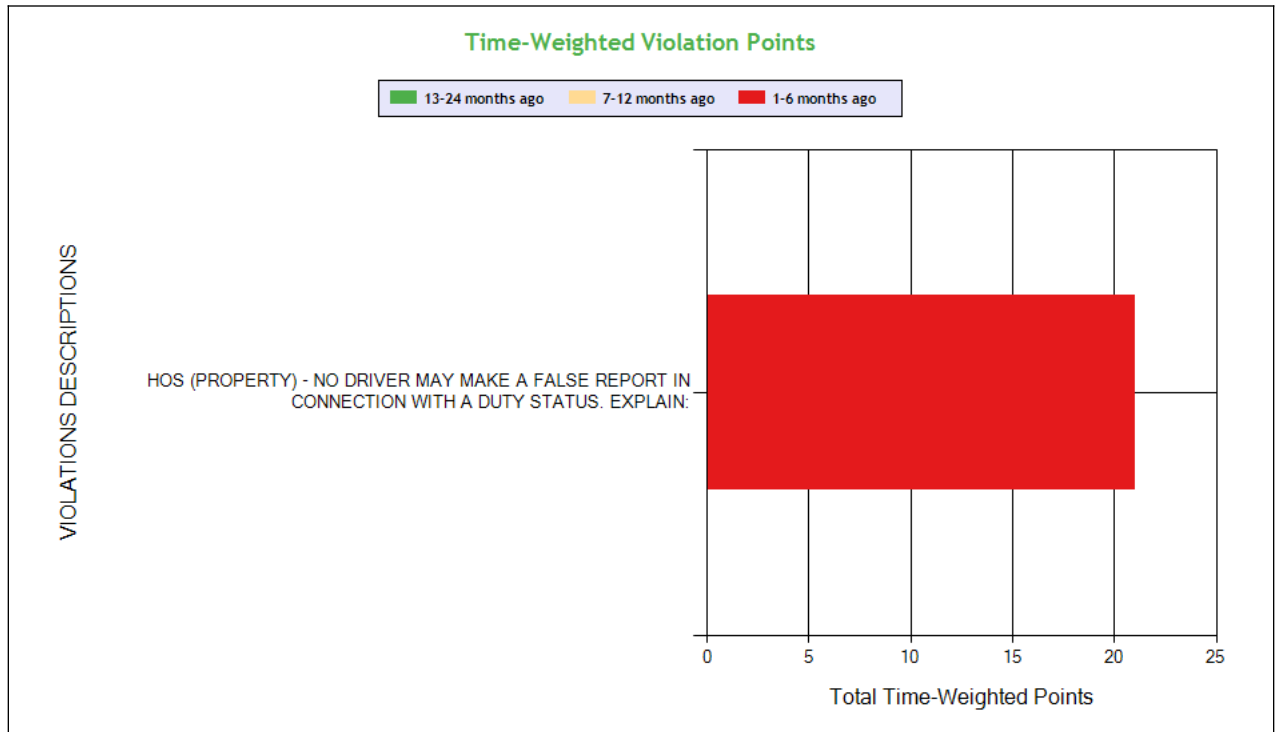
Shaded = Out Of Service Violation		
Violation Group		
Violation Description	Total Time-weighted Points by VIN	% of Total Time-weighted Points by VIN
Driver Resp		
Total Time-weighted Points		
% Total Time-Wt Pts		

**HOS Compliance**



**Carrier Software**  
 1-800-646-5152  
 info@CarrierSoftware.com

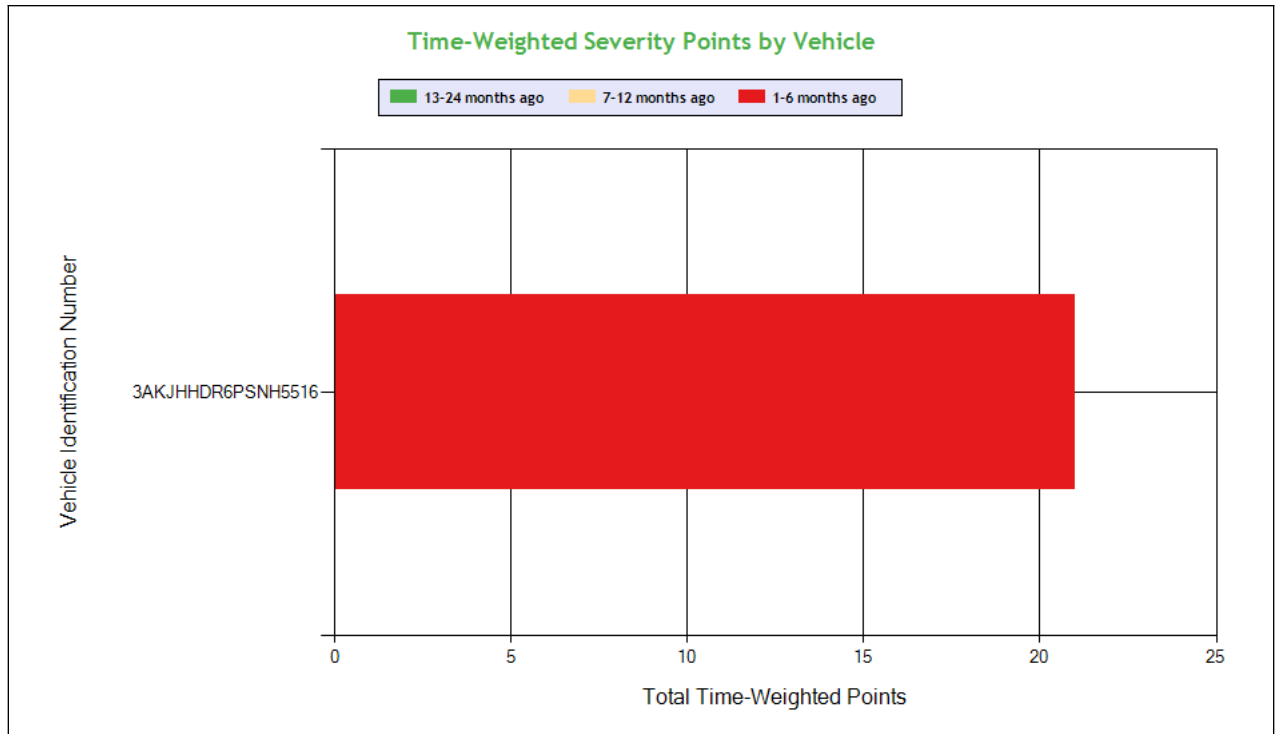
**CONFIDENTIAL - Intended for use by Amerigo Insurance Agency - Date: 7/4/2025**  
**DJAID TRANSPORTATION INC - DOT# 4246227 / MC1645199**



See the Excel file for the complete analysis

# Violations is in (1-6/7-12/13-24mo)

Shaded = Out Of Service Violation



**Carrier Software**  
 1-800-646-5152  
 info@CarrierSoftware.com

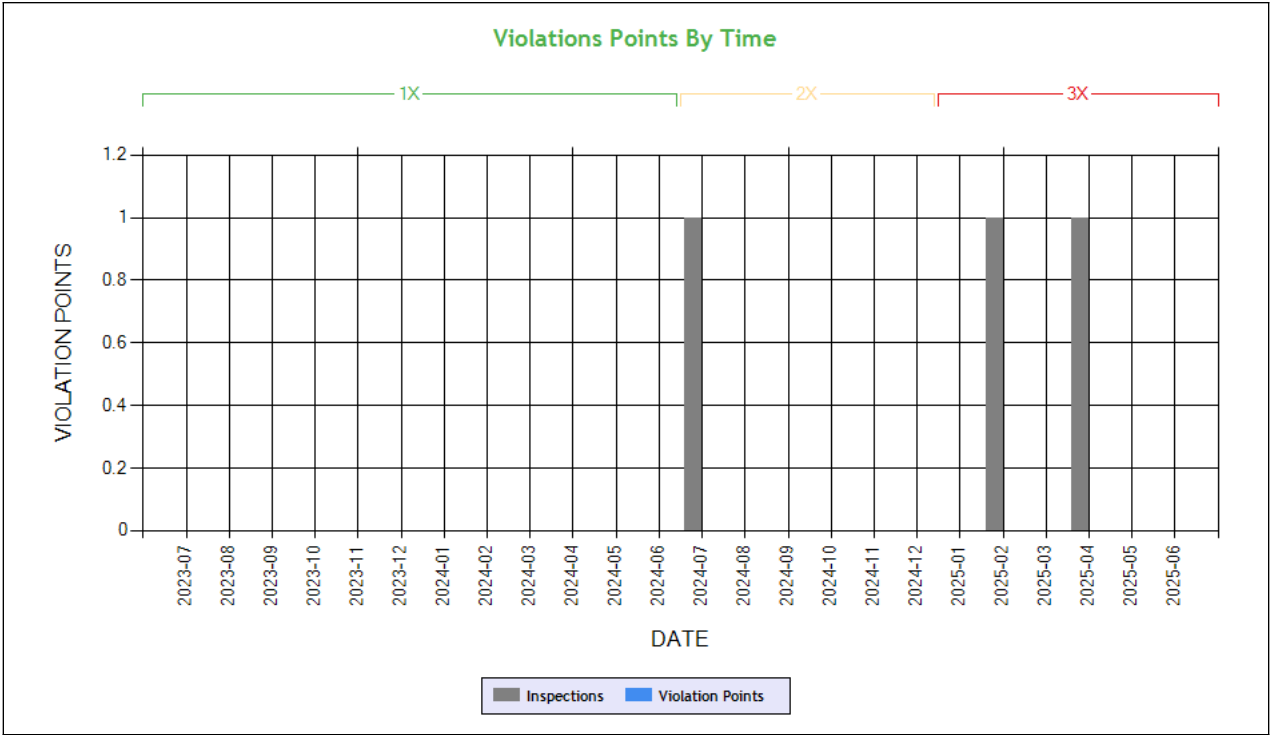
**CONFIDENTIAL - Intended for use by Amerigo Insurance Agency - Date: 7/4/2025**

**DJAID TRANSPORTATION INC - DOT# 4246227 / MC1645199**

Violation Group			False Log
Violation Description	Total Time-weighted Points by VIN	% of Total Time-weighted Points by VIN	HOS (PROPERTY) - NO DRIVER MAY MAKE A FALSE REPORT IN CONNECTION WITH A DUTY STATUS. EXPLAIN:
Driver Resp			Yes
Total Time-weighted Points			21
% Total Time-Wt Pts			100
3AKJHHDR6PSNH5516	21	100	21 (1/0/0)



Driver Fitness



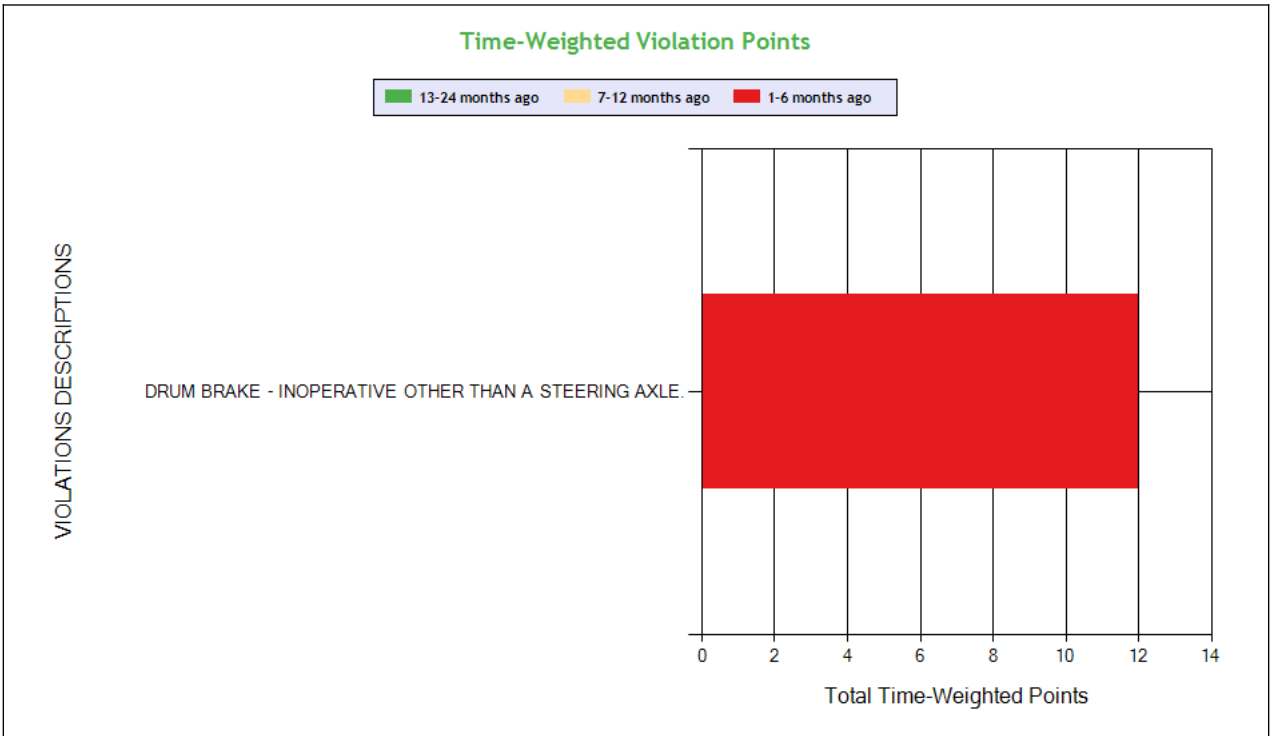
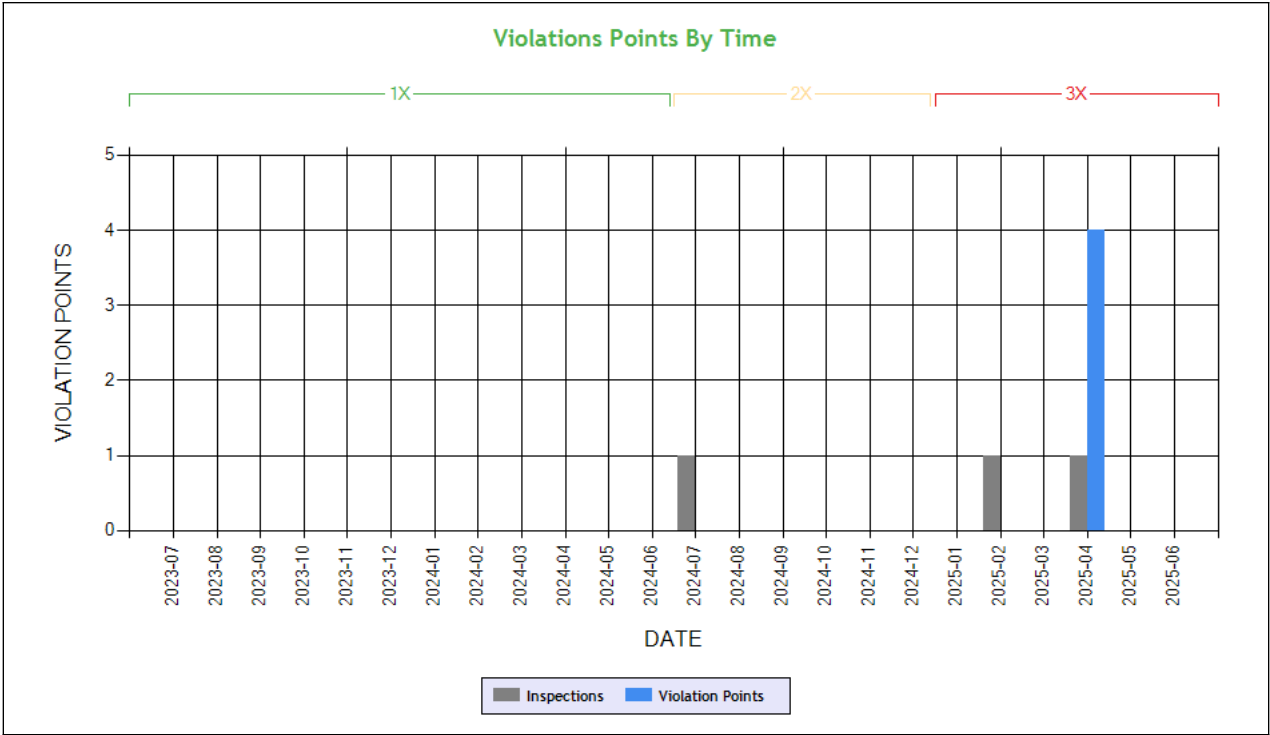
Time-Weighted Violation Points - no data available to draw a chart  
Time-Weighted Severity Points by Vehicle - no data available to draw a chart

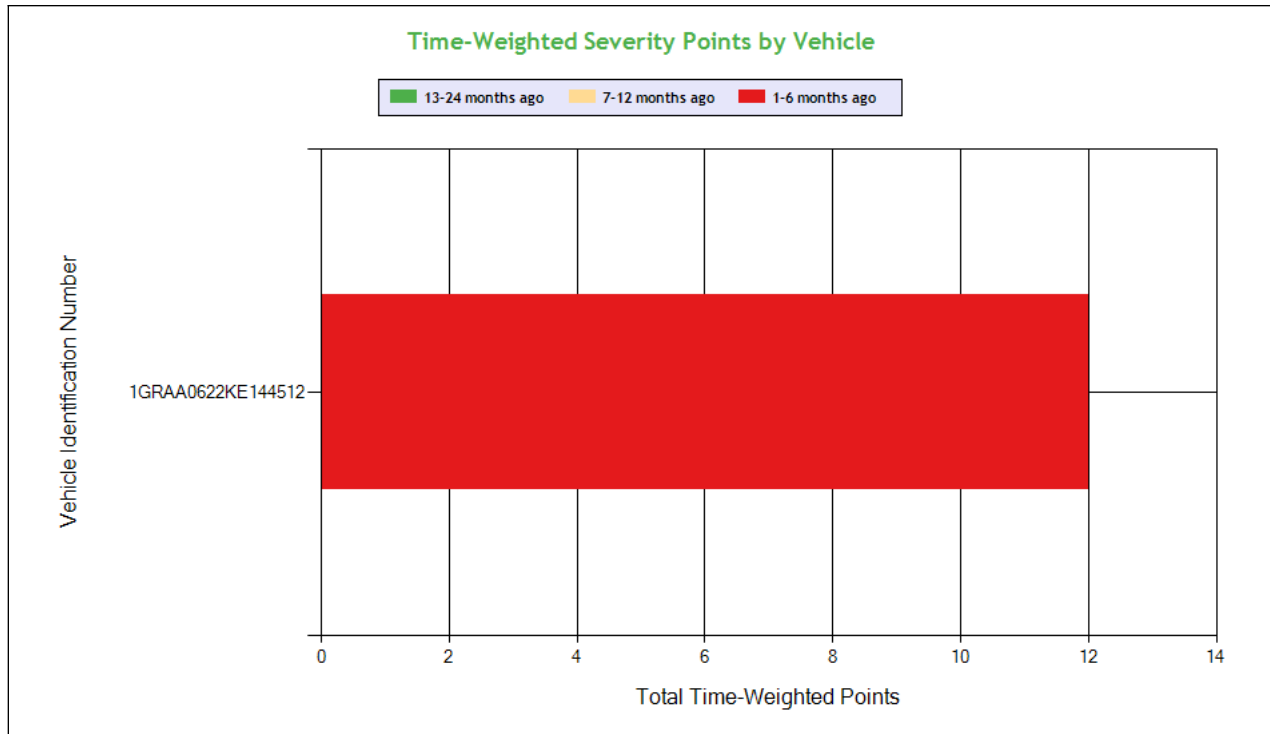
See the Excel file for the complete analysis # Violations is in (1-6/7-12/13-24mo)

Shaded = Out Of Service Violation		
Violation Group		
Violation Description	Total Time-weighted Points by VIN	% of Total Time-weighted Points by VIN
Driver Resp		
Total Time-weighted Points		
% Total Time-Wt Pts		



Vehicle Maintenance





**Carrier Software**  
 1-800-646-5152  
 info@CarrierSoftware.com

**CONFIDENTIAL - Intended for use by Amerigo Insurance Agency - Date: 7/4/2025**  
**DJAID TRANSPORTATION INC - DOT# 4246227 / MC1645199**

See the Excel file for the complete analysis

# Violations is in (1-6/7-12/13-24mo)

Shaded = Out Of Service Violation			
Violation Group			Brakes All Others
Violation Description	Total Time-weighted Points by VIN	% of Total Time-weighted Points by VIN	DRUM BRAKE - INOPERATIVE OTHER THAN A STEERING AXLE.
Driver Resp			Yes
Total Time-weighted Points			12
% Total Time-Wt Pts			100
1GRAA0622KE144512	12	100	12 (1/0/0)

#### COLOR CODED CRASH TABLE ToC

No crashes have been reported by the DOT on this Motor Carrier

#### INSPECTIONS WITH SHARED EQUIPMENT:

No Data



LEGEND
Vehicle Information
Inspection for DOT # being analyzed
Inspection for Different DOT #
Crash Information for specific VIN

### INSPECTION DETAILS for ALL Inspections

PDF shows the first 100 Power Unit & Trailer VINs with most recent inspections using data from the last 4 years

#### POWER UNIT Inspections Section

VIN: 3AKJHHR6PSNH5516				Unit: Truck Tractor		Year: 2023		Make: FREIGHTLINER	
DOT No: 4246227		Docket No: MC1645199		Name: DJAID TRANSPORTATION INC				Interstate: Yes	
Date	Unit License	Unit Lic State	Violation Unit	Violation Description			Severity	OOS	Citation
06/21/2025	ZP36018	CA	D	392.2SLLS4 - State/Local Laws - Speeding 15 or more miles per hour over the speed limit			10	No	
06/21/2025	ZP36018	CA	D	395.3A1HOSPD - HOS (PROPERTY) - DRIVING MORE THAN 11 HOURS FOLLOWING 10 CONSECUTIVE HOURS OFF DUTY DURING THE CURRENT 8 CONSECUTIVE DAY PERIOD. DATE AND TIME:			7	No	
06/21/2025	ZP36018	CA	D	395.3A3II - Requiring or permitting a property-carrying commercial motor vehicle driver to drive if more than 8 hours have passed since the end of the driver's last off-duty or sleeper-berth period of at least 30 minutes			7	No	
06/21/2025	ZP36018	CA	D	395.8EHOSPDOOS - HOS (PROPERTY) - DRIVER PRODUCES A FALSE RECORD OF DUTY STATUS WITH AN APPARENT ATTEMPT TO CONCEAL HOURS. EXPLAIN:			7	No	
04/08/2025	ZP36018	CA	D	392.2SLLEWA1 - State/Local Laws - Excessive Weight - 1-2500 Lbs Over On An Axle/Axle Groups.			0	No	TAX ASSESSMENT
02/23/2025	ZP36018	CA	D	392.2SLLEWA1 - State/Local Laws - Excessive Weight - 1-2500 Lbs Over On An Axle/Axle Groups.			0	No	C254000181
02/23/2025	ZP36018	CA	D	395.8EHOSPD - HOS (PROPERTY) - NO DRIVER MAY MAKE A FALSE REPORT IN CONNECTION WITH A DUTY STATUS. EXPLAIN:			7	No	
07/26/2024	ZP36018	CA	-	-			-	-	-
DOT No: 1614362		Docket No: MC596778		Name: SHIPEX LLC				Interstate: Yes	
Date	Unit License	Unit Lic State	Violation Unit	Violation Description			Severity	OOS	Citation
09/20/2023	Z082235	UT	-	-			-	-	-

#### TRAILER Inspections Section

VIN: 3AKJHHDR6PSNH5516		Unit: Truck Tractor		Year: 2023		Make: FREIGHTLINER	
DOT No: 4246227		Docket No: MC1645199		Name: DJAID TRANSPORTATION INC		Interstate: Yes	





Date	Unit License	Unit Lic State	Violation Unit	Violation Description	Severity	OOS	Citation
06/21/2025	ZP36018	CA	D	392.2SLLS4 - State/Local Laws - Speeding 15 or more miles per hour over the speed limit	10	No	
06/21/2025	ZP36018	CA	D	395.3A1HOSPD - HOS (PROPERTY) - DRIVING MORE THAN 11 HOURS FOLLOWING 10 CONSECUTIVE HOURS OFF DUTY DURING THE CURRENT 8 CONSECUTIVE DAY PERIOD. DATE AND TIME:	7	No	
06/21/2025	ZP36018	CA	D	395.3A3II - Requiring or permitting a property-carrying commercial motor vehicle driver to drive if more than 8 hours have passed since the end of the driver's last off-duty or sleeper-berth period of at least 30 minutes	7	No	
06/21/2025	ZP36018	CA	D	395.8EHOSPDOOS - HOS (PROPERTY) - DRIVER PRODUCES A FALSE RECORD OF DUTY STATUS WITH AN APPARENT ATTEMPT TO CONCEAL HOURS. EXPLAIN:	7	No	
04/08/2025	ZP36018	CA	D	392.2SLLWEA1 - State/Local Laws - Excessive Weight - 1-2500 Lbs Over On An Axle/Axle Groups.	0	No	TAX ASSESSMENT
02/23/2025	ZP36018	CA	D	392.2SLLWEA1 - State/Local Laws - Excessive Weight - 1-2500 Lbs Over On An Axle/Axle Groups.	0	No	C254000181
02/23/2025	ZP36018	CA	D	395.8EHOSPD - HOS (PROPERTY) - NO DRIVER MAY MAKE A FALSE REPORT IN CONNECTION WITH A DUTY STATUS. EXPLAIN:	7	No	
07/26/2024	ZP36018	CA	-	-	-	-	-
DOT No: 1614362		Docket No: MC596778		Name: SHIPEX LLC		Interstate: Yes	
Date	Unit License	Unit Lic State	Violation Unit	Violation Description	Severity	OOS	Citation
09/20/2023	Z082235	UT	-	-	-	-	-

Inspection Summary By Month (based on inspections from the last 4 years) ToC						
Year-Month	Number of Inspections	Number of Power Units	Total Violations	Total OOS Inspections	Total Severity Points	Number of Crashes
2025-06	1	1	10	1	31	0
2025-04	1	1	2	0	4	0
2025-02	1	1	2	0	7	0
2024-07	1	1	0	0	0	0
Note: The most recent month's counts may not include all the inspections for that month.						

VIN Inspection Violation Details ToC									
# of VINs: 2 # of Insp: 6 Severity Weight: 74 Avg. Weight/VIN: 12.3 (based on inspections in the last 4 years, showing top 50 VINs inspected most recently)									
VIN 1GRAA0622KE144512		# of Inspections: 3		Total Severity: 32		Percentage of Total: 43.24%		Avg. Weight Per Inspection: 10.7	
Inspection Date	Inspection ID	Inspection State	Location Description	Total Severity	# of Violations	Shipper Name	Inspection Level	Post Accident	Out of Service
06/21/2025	85011558	AZ	WILLIAMS AZ	21	3	SKIPPY FOODS LLC	2	No	Yes
BASIC		Unit Type		Severity		Description		Out of Service	
Hours-Of-Serivce Compliance		Semi Trailer		7		395.3A1HOSPD:HOS (PROPERTY) - DRIVING MORE THAN 11 HOURS FOLLOW		No	
Hours-Of-Serivce Compliance		Semi Trailer		7		395.3A3II:Requiring or permitting a property-carrying commer		No	
Hours-Of-Serivce Compliance		Semi Trailer		7		395.8EHOSPDOOS:HOS (PROPERTY) - DRIVER PRODUCES A FALSE RECORD OF		No	
Inspection Date	Inspection ID	Inspection State	Location Description	Total Severity	# of Violations	Shipper Name	Inspection Level	Post Accident	Out of Service
04/08/2025	84358974	TN	MOHAWK TN	4	1		1	No	No
BASIC		Unit Type		Severity		Description		Out of Service	
Vehicle Maintenance		Semi Trailer		4		393.48ABID:DRUM BRAKE - INOPERATIVE OTHER THAN A STEERING AXL		No	
Inspection Date	Inspection ID	Inspection State	Location Description	Total Severity	# of Violations	Shipper Name	Inspection Level	Post Accident	Out of Service
02/23/2025	83943520	UT	ECHO UT	7	1	ARCTIC LOGISTICS	3	No	No
BASIC		Unit Type		Severity		Description		Out of Service	
Hours-Of-Serivce Compliance		Semi Trailer		7		395.8EHOSPD:HOS (PROPERTY) - NO DRIVER MAY MAKE A FALSE REPORT		No	
VIN 3AKJHHDR6PSNH5516		# of Inspections: 3		Total Severity: 42		Percentage of Total: 56.76%		Avg. Weight Per Inspection: 14.0	



Inspection Date	Inspection ID	Inspection State	Location Description	Total Severity	# of Violations	Shipper Name	Inspection Level	Post Accident	Out of Service
06/21/2025	85011558	AZ	WILLIAMS AZ	31	4	SKIPPY FOODS LLC	2	No	Yes
BASIC		Unit Type		Severity		Description		Out of Service	
Unsafe Driving		Truck Tractor		10		392.2SLLS4:State/Local Laws - Speeding 15 or more miles per h		No	
Hours-Of-Serivce Compliance		Truck Tractor		7		395.3A1HOSPD:HOS (PROPERTY) - DRIVING MORE THAN 11 HOURS FOLLOW		No	
Hours-Of-Serivce Compliance		Truck Tractor		7		395.3A3II:Requiring or permitting a property-carrying commer		No	
Hours-Of-Serivce Compliance		Truck Tractor		7		395.8EHOSPDOOS:HOS (PROPERTY) - DRIVER PRODUCES A FALSE RECORD OF		No	
Inspection Date	Inspection ID	Inspection State	Location Description	Total Severity	# of Violations	Shipper Name	Inspection Level	Post Accident	Out of Service
04/08/2025	84358974	TN	MOHAWK TN	4	2		1	No	No
BASIC		Unit Type		Severity		Description		Out of Service	
Vehicle Maintenance		Truck Tractor		4		393.48ABIBD:DRUM BRAKE - INOPERATIVE OTHER THAN A STEERING AXL		No	
		Truck Tractor		0		392.2SLEWA1:State/Local Laws - Excessive Weight - 1-2500 Lbs O		No	
Inspection Date	Inspection ID	Inspection State	Location Description	Total Severity	# of Violations	Shipper Name	Inspection Level	Post Accident	Out of Service
02/23/2025	83943520	UT	ECHO UT	7	2	ARCTIC LOGISTICS	3	No	No
BASIC		Unit Type		Severity		Description		Out of Service	
Hours-Of-Serivce Compliance		Truck Tractor		7		395.8EHOSPD:HOS (PROPERTY) - NO DRIVER MAY MAKE A FALSE REPORT		No	
		Truck Tractor		0		392.2SLEWA1:State/Local Laws - Excessive Weight - 1-2500 Lbs O		No	

Inspection History ToC						
Inspection Date	Report Number	Report State	PU VIN	TR VIN	Severity Weight	Time Weight
06/21/2025	6362000598	AZ	3AKJHHDR6PSNH5516 - Truck Tractor	1GRAA0622KE144512 - Semi Trailer		3
Power Unit Violation - Hours-Of-Service (HOS) Compliance Violation: 395.3A1HOSPD - HOS (PROPERTY) - DRIVING MORE THAN 11 HOURS FOLLOWING 10 CONSECUTIVE HOURS OFF DUTY DURING THE CURRENT 8 CONSECUTIVE DAY PERIOD. DATE AND TIME:					7	
Power Unit Violation - Hours-Of-Service (HOS) Compliance Violation: 395.3A3II - Requiring or permitting a property-carrying commercial motor vehicle driver to drive if more than 8 hours have passed since the					7	
Power Unit Violation - Unsafe Driving Violation: 392.2SLLS4 - State Speeding over 15 mph					10	
Power Unit Violation - Hours-Of-Service (HOS) Compliance Violation: 395.8EHOSPDOOS - HOS (PROPERTY) - DRIVER PRODUCES A FALSE RECORD OF DUTY STATUS WITH AN APPARENT ATTEMPT TO CONCEAL HOURS. EXPLAIN:					7	
04/08/2025	I5Z3011486	TN	3AKJHHDR6PSNH5516 - Truck Tractor	1GRAA0622KE144512 - Semi Trailer		3
Power Unit Violation - State/Local Laws Violation: 392.2SLEWA1 - State/Local Laws - Excessive Weight - 1-2500 Lbs Over On An Axle/Axle Groups.					0	
Trailer Violation - Vehicle Maintenance Violation: 393.48ABIBD - DRUM BRAKE - INOPERATIVE OTHER THAN A STEERING AXLE.					4	
02/23/2025	25SE001566	UT	3AKJHHDR6PSNH5516 - Truck Tractor	1GRAA0622KE144512 - Semi Trailer		3
Power Unit Violation - Hours-Of-Service (HOS) Compliance Violation: 395.8EHOSPD - HOS (PROPERTY) - NO DRIVER MAY MAKE A FALSE REPORT IN CONNECTION WITH A DUTY STATUS. EXPLAIN:					7	
Power Unit Violation - State/Local Laws Violation: 392.2SLEWA1 - State/Local Laws - Excessive Weight - 1-2500 Lbs Over On An Axle/Axle Groups.					0	
07/26/2024	UEEI004536	CA	3AKJHHDR6PSNH5516 - Truck Tractor			2
Only the first 20 inspections are shown. See the live report for more data.						

Crash Hot Spots ToC					
State	Level 1 (lowest crash frequency)	Level 2	Level 3	Level 4	Level 5 (highest crash frequency)
California	0	0	0	1	0
Tennessee	0	0	1	0	0
Utah	0	0	0	1	0
Total	0	0	1	2	0
Company Level: 4					



Equipment and Driver Details ToC						
	Equipment (Owned/Leased/Trip)			Driver Details		
MCS-150 Date	Tractors	Straight Trucks	Trailers	CDL's	Interstate	Intrastate
05/14/2025	1/0/0	0/0/0	1/0/0	1	1	0
05/28/2024	1/0/0	0/0/0	1/0/0	1	1	0

Chameleon ToC
Something went wrong while generating Chameleon