



## Table of Contents

1. Overview	2. BASIC Scores History
3. BASIC Measures	4. KPI: BASIC Measures by Cargo Group
5. Estimated ISS Score	6. Investigation Results
7. Penalties History	8. Acute Critical Violations
9. Red Flag Violation Details	10. DOT Registration Information
11. DOT MCS-150 History	12. Crash Summary
13. Inspection Summary	14. KPI: Inspection Viol OOS Rates by Cargo Group
15. FHWA Registration Information	16. FHWA Insurance Information
17. FHWA Authorities	18. Severe Violations
19. Violation Report	20. Violation Summary
21. Violation Enforcement Chronology	22. Inspection Violations & OOS Counts
23. Radius Of Operation	24. Inspection & Crash Locations
25. Cargo Hot Spots	26. Inspection Violations & OOS Chronology
27. Percent of Insp & Crash by State	28. VIN Insp Summary by State
29. Violations By Unit Type	30. Inspection/Crash Map
31. Equipment Ownership	32. Equipment Details
33. Vehicle Age	34. States of Power Unit Registrations
35. Equipment Acquisitions	36. Driver Details
37. Shared VIN Summary	38. Shipper Table
39. Safety Summary	40. Safety Details
41. Crash Detail Color Coded PDF	42. Inspections with Shared Equipment
43. Inspection Tabular Details	44. Inspection Summary By Month
45. VIN Inspection Violation Details	46. Inspection History
47. Crash Hot Spots	48. DOT MCS-150 History Equipment and Driver Details
49. Chameleon	



**Business Address**

668 BELMONT DR  
PATTERSON, CA  
95363

**Contact Info**

(510)-828-6781  
  
VARUNVJSHARMA@YAHOO.COM

**FHWA Address**

668 BELMONT DR  
PATTERSON, CA, 95363  
**Phone:** (510)-828-6781

**Mailing Address**

668 BELMONT DR  
PATTERSON, CA  
95363

**Overview ToC**

**Operating Status:** AUTHORIZED FOR Property  
One other company viewed this DOT in the past two months  
**Crash/PU ratio:** 0.0%  
**Clean Inspection ratio:** 0.0%

**Estimated BASIC Scores (as of 12/26/2025)**

	Unsafe Driving	Hours of Service	Driver Fitness	Controlled Sub. and Alcohol	Vehicle Maintenance	HM Compliance	Crash
<b>Relative Scores</b>	0% ○	0% ⬇	0% ○	0% ○	0% ⬇	0% ○	0% ○
<b>Alert Status</b>	No	No	No	No	No	No	No



**Estimated Inspection Selection System (ISS) Score: 74**  
**Category: Optional Inspect**

\* The Estimated ISS score is based on Insufficient Data Algorithm \*

**BASIC Scores History - Unsafe Driving ToC**

There are no Scores for this BASIC

**BASIC Scores History - Hours of Service ToC**

There are no Scores for this BASIC

**BASIC Scores History - Driver Fitness ToC**

There are no Scores for this BASIC

**BASIC Scores History - Controlled Substance ToC**

There are no Scores for this BASIC



**BASIC Scores History - Vehicle Maintenance ToC**

There are no Scores for this BASIC

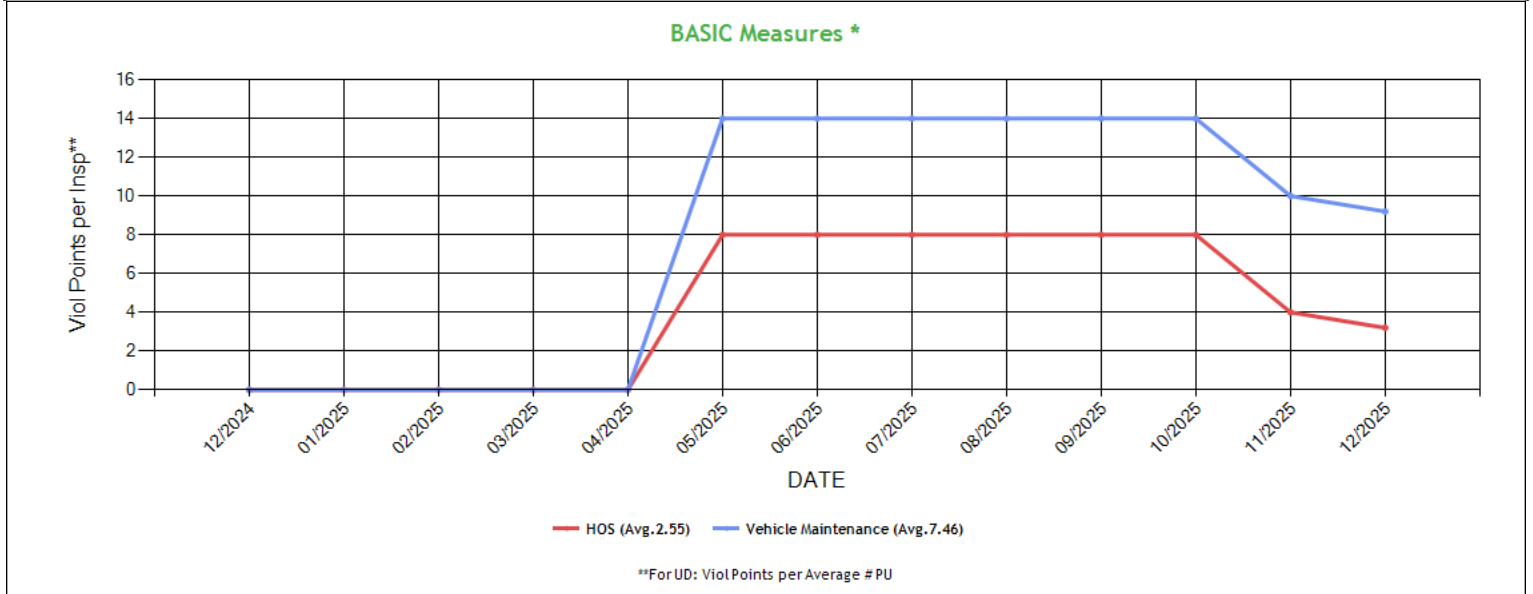
**BASIC Scores History - Crash ToC**

There are no Scores for this BASIC

**BASIC Scores History - Hazmat ToC**

There are no Scores for this BASIC

**BASIC Measures: Violation Points per Inspection Trends ToC**



\* BASIC Measures are the absolute SMS scores that are compared within each Safety Event Group to determine the BASIC Score percentiles. Averages based on fleets with 1-5 power units.



### BASIC Measures \* - Table ToC

UD-Unsafe Driving, HOS-Hours of Service, DF-Driver Fitness, CS-Controlled Substances, VM-Vehicle Maintenance

Date	UD Measure	UD AC	UD with Viol	HOS Measure	HOS AC	HOS with Viol	DF Measure	DF AC	DF with Viol	CS Measure	CS AC	CS with Viol	VM Measure	VM AC	VM with Viol
12/2025	0.00	N	0	3.20	N	1	0.00	N	0	0.00	N	0	9.20	N	2
11/2025	0.00	N	0	4.00	N	1	0.00	N	0	0.00	N	0	10.00	N	2
10/2025	0.00	N	0	8.00	N	1	0.00	N	0	0.00	N	0	14.00	N	1
09/2025	0.00	N	0	8.00	N	1	0.00	N	0	0.00	N	0	14.00	N	1
08/2025	0.00	N	0	8.00	N	1	0.00	N	0	0.00	N	0	14.00	N	1
07/2025	0.00	N	0	8.00	N	1	0.00	N	0	0.00	N	0	14.00	N	1
06/2025	0.00	N	0	8.00	N	1	0.00	N	0	0.00	N	0	14.00	N	1
05/2025	0.00	N	0	8.00	N	1	0.00	N	0	0.00	N	0	14.00	N	1
04/2025	0.00	N	0	0.00	N	0	0.00	N	0	0.00	N	0	0.00	N	0
03/2025	0.00	N	0	0.00	N	0	0.00	N	0	0.00	N	0	0.00	N	0
02/2025	0.00	N	0	0.00	N	0	0.00	N	0	0.00	N	0	0.00	N	0
01/2025	0.00	N	0	0.00	N	0	0.00	N	0	0.00	N	0	0.00	N	0
12/2024	0.00	N	0	0.00	N	0	0.00	N	0	0.00	N	0	0.00	N	0

\* BASIC Measures are the absolute SMS scores that are compared within each Safety Event Group to determine the BASIC Score percentiles.

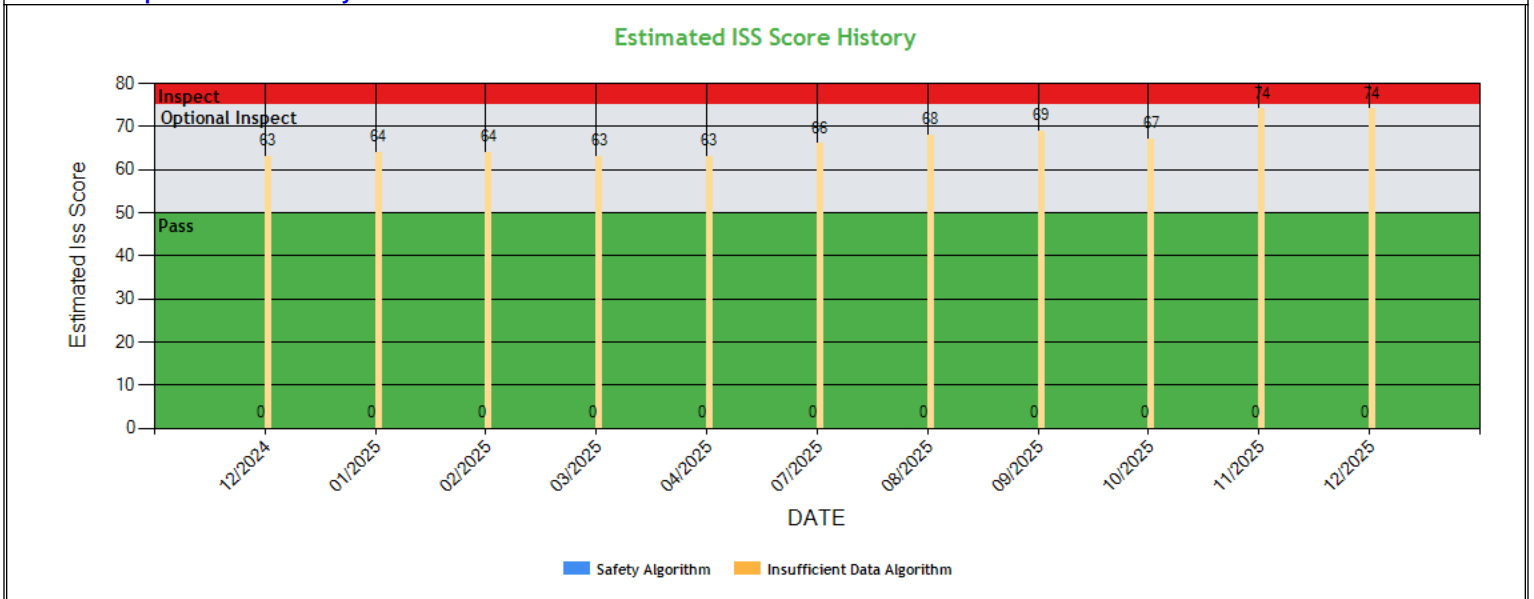
### KPI: BASIC Measures by Fleet Size and Cargo Group ToC

Fleet Size: 1-5 PUs

	Unsafe Driving		Hours of Service		Driver Fitness		Controlled Substance		Vehicle Maintenance		HM Compliance		Crash	
Cargo Group (Companies)	Avg.	Comp. to Avg.	Avg.	Comp. to Avg.	Avg.	Comp. to Avg.	Avg.	Comp. to Avg.	Avg.	Comp. to Avg.	Avg.	Comp. to Avg.	Avg.	Comp. to Avg.
General Freight (484649)	0.78	Better	0.21	Worse	0.22	Better	0.01	Better	1.88	Worse	0.01	Better	0.06	Better
VS SHARMA FAMILY LOGISTICS LLC	0.00		3.20		0.00		0.00		9.20		0.00		0.00	

### Estimated ISS Score History - Chart ToC

About the Inspection Selection System





**Estimated ISS Score History - Table ToC**

Date	Estimated ISS Score	Recommendation	Algorithm
12/26/2025	74	Optional Inspect	Insufficient Data Algorithm
11/28/2025	74	Optional Inspect	Insufficient Data Algorithm
10/31/2025	67	Optional Inspect	Insufficient Data Algorithm
09/26/2025	69	Optional Inspect	Insufficient Data Algorithm
08/29/2025	68	Optional Inspect	Insufficient Data Algorithm
07/25/2025	66	Optional Inspect	Insufficient Data Algorithm
06/30/2025	69	Optional Inspect	Insufficient Data Algorithm
05/31/2025	69	Optional Inspect	Insufficient Data Algorithm
04/25/2025	63	Optional Inspect	Insufficient Data Algorithm
03/28/2025	63	Optional Inspect	Insufficient Data Algorithm
02/28/2025	64	Optional Inspect	Insufficient Data Algorithm
01/31/2025	64	Optional Inspect	Insufficient Data Algorithm
12/27/2024	63	Optional Inspect	Insufficient Data Algorithm

**Investigation Results ToC**

No Investigations reported on FMCSA website

**Penalties History ToC**

There is a problem with the Penalties data on FMCSA website.

**Acute Critical Violations (Based on Investigations as per CSA Methodology Appendix A) ToC**

No Data

No red flag violations in the last 24 months

**DOT Registration Information: The following information on this specific DOT # is from the Federal DOT (as of Operating Authority**

DOT Registration: 12/15/2024		Total Power Units: 1		Total Trucks: 1		Total Trailers: 0		Total Passenger Vehicles: 0	
Status	Entity Type	Organization Type	Nation	Total Cars	Drivers / CDL Drivers				
A	C	-	US	0	1* / 1				
MCS-150 Date	Op Codes	Shipper Op Codes	Shipper HazMat Op Codes	Latest Review Type	Latest Review Document Number(Date)				
09/04/2025	A				()				
MCS-150 Mileage (Year)	Record Update Date	Transports Hazmats	DOT Census Date	Recordable Accident Rate	Preventable Accident Rate				
26,000 (2025)	09/04/2025	N		0%	0%				
MCS-151 Mileage	Safety Rating (Date)	SEA Accident	SEA Driver	SEA Vehicle	SEA Management				
0	None (None)	0%	0%	0%	0%				
Classification Codes		Cargo Carried (per MCS-150)							
Authorized-For-Hire		General Freight							

**DOT MCS-150 History ToC**

(as of 09/30/2025 DOT census)

Census Date	MCS-150 Date	MCS-150 Mileage	VMT Year	Power Units	Drivers	Trailers	Company Rep1	Company Rep2	Email
9/30/2025	9/4/2025	26000	2025	1	1	-	VARUN SHARMA		VARUNVJSHARMA@YAHOO.COM
2/6/2025	12/17/2024	1	2023	1	1	-	VARUN SHARMA		VARUNVJSHARMA@YAHOO.COM
12/19/2024	12/15/2024	0		1	4	-	VARUN SHARMA		



## Crash Summary Chart [ToC](#)Crashes Summary - Chart (based on all available crash data)

No Data

## Crashes Summary - Table (based on all available crash data) [ToC](#)

	TOTAL	Last 6 months	7-12 months	13-18 months	19-24 months	25-30 months	30-36 months	37-41 months	42-48 months	Over 49 months
Total Reportable	0	0	0	0	0	0	0	0	0	0
Fatalities	0	0	0	0	0	0	0	0	0	0
Injuries	0	0	0	0	0	0	0	0	0	0
Tow Away	0	0	0	0	0	0	0	0	0	0
With Citations	0	0	0	0	0	0	0	0	0	0
Federal Recordable	0	0	0	0	0	0	0	0	0	0
Preventable	0	0	0	0	0	0	0	0	0	0
Crash per Pwr Unit	-	0.0%	0.0%	0.0%	0.0%	0.0%	0.0%	0.0%	0.0%	-

## Inspection Summary [ToC](#)

The following inspection information is based on results for 24 months prior to: 01/15/2026. Please note that the total inspections number is not necessarily the total of the vehicle, driver and hazmat inspections, as one inspection may have included any combination of the below inspections.

Overall	Vehicle	Driver	Hazmat
(Please note that the total inspections number is not necessarily the total of the vehicle, driver and hazmat inspections, as one inspection may have included any combination of the below inspections)  Total Inspections: 2 Total Out of Service: 0  Out of Service: 0% National Average: 21.15% Difference: -21.15%	Total Inspections: 2 Total Out of Service: 0  Out of Service: 0.00% National Average: 25.19% Difference: -25.19%	Total Inspections: 2 Total Out of Service: 0  Out of Service: 0.00% National Average: 6.86% Difference: -6.86%	Total Inspections: 0 Total Out of Service: 0  Out of Service: 0.00% National Average: 2.1% Difference: -2.1%

## KPI: Inspection Viol OOS Rates by Cargo Group [ToC](#)

Cargo Group	OVERALL		VEHICLE		DRIVER		HAZMAT	
	Average	Compared to Average	Average	Compared to Average	Average	Compared to Average	Average	Compared to Average
General Freight	29.66%	Better	25.44%	Better	13.61%	Better	0.15%	Better
VS SHARMA FAMILY LOGISTICS LLC	0%		0%		0%		0%	

## FHWA Registration Information: The following data on this Motor Carrier is from the Federal Hwy Administration (as of 1/15/2026)

Docket Number	DOT Number	Company Name	DBA Name	Address	City	State	Country	ZIP Code
MC1693059	4335119	VS SHARMA FAMILY LOGISTICS LLC		668 BELMONT DR	PATTERSON	CA	US	95363
Phone Number	Fax Number	Mail Address	Mail City	Mail State	Mail Contry	Mail ZIP Code	Mail Phone Number	Mail Fax Number
(510)-828-6781								
Date of Last Change	Freight	Passenger	Household Goods	Active Authority	Pending Authority	Revocation Pending Authority		
1/15/2026	Y	N	N	/ Common /	/	/ Common /		



Insurance Required (as of 01/15/2026) ToC			
Docket Number	Insurance Type	Insurance Required	Insurance on File
MC1693059	BIPD	\$750k	\$750k
MC1693059	Cargo	No	No
MC1693059	Bond	No	No

Active / Pending Insurance (as of 01/15/2026)										
Docket Number	Form	Type	Insurance Carrier	Policy/Surety	Coverage From	Coverage To	Required	On File	Effective Date	Cancel Date
MC1693059	91X	BIPD/Primary	KNIGHT SPECIALTY INSURANCE COMPANY	KSCW5124546-00	\$0k	\$750k	\$750k	\$750k	02/10/2025	02/10/2026

Insurance History (as of 01/15/2026)									
Docket Number	Form	Type	Insurance Carrier	Policy/Surety	Coverage From	Coverage To	Effective Date From	Effective Date To	
MC1693059	91X	BIPD/Primary	KNIGHT SPECIALTY INSURANCE COMPANY	KSCW5124546-00	\$0k	\$750k	02/10/2025	06/11/2025 Cancelled	
MC1693059	91X	BIPD/Primary	KNIGHT SPECIALTY INSURANCE COMPANY	KSCW5124546-00	\$0k	\$300k	02/10/2025	02/10/2025 Replaced	
MC1693059	91X	BIPD/Primary	KNIGHT SPECIALTY INSURANCE COMPANY	KSCW5124546-00	\$0k	\$750k	02/10/2025	02/10/2025 Replaced	

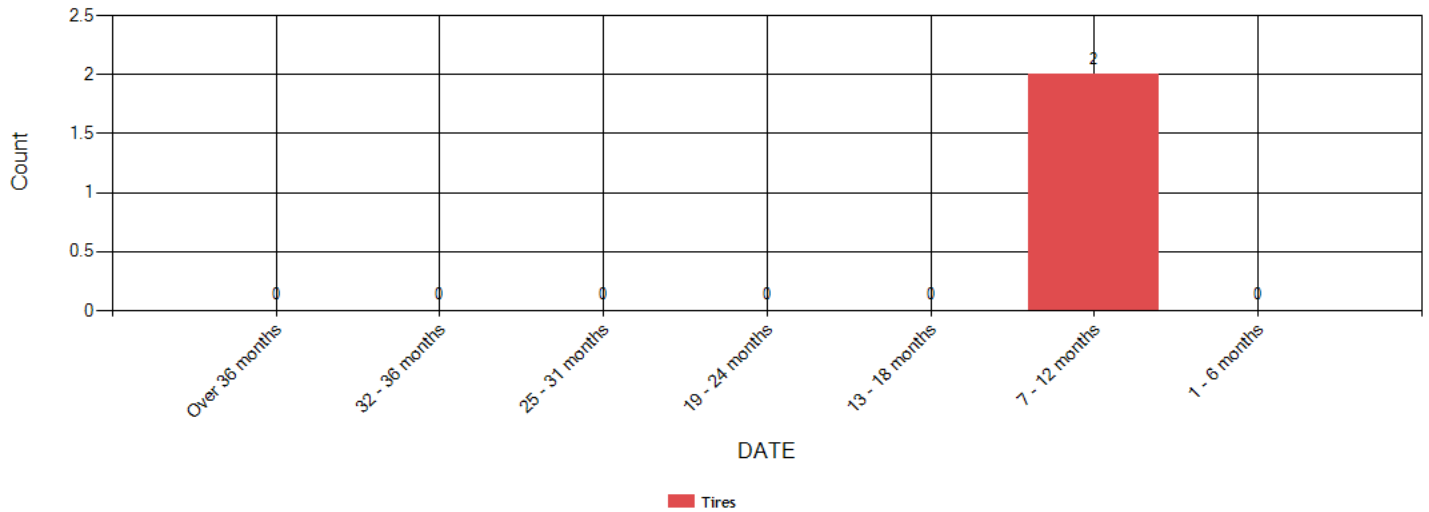
FHWA Authorities (as of 01/15/2026) ToC								
Docket#	L&I Name	Active Authority	Inactive Authority	Pending Authority	Revocation Pending Authority	Freight	Passenger	Household Goods
MC1693059	VS SHARMA FAMILY LOGISTICS LLC	Common /			Common /	Yes	No	No

Authority History (as of 01/15/2026)				
Docket Number	Sub	Auth Type	Original Action	Disposition
MC1693059		COMMON	INVOLUNTARY REVOCATION 5/15/2025 12:00:00 AM	DISCONTINUED REVOCATION 6/5/2025 12:00:00 AM
MC1693059		COMMON	INVOLUNTARY REVOCATION 2/28/2025 12:00:00 AM	DISCONTINUED REVOCATION 3/3/2025 12:00:00 AM
MC1693059		COMMON	GRANTED 2/14/2025 12:00:00 AM	
MC1693059		COMMON	WITHDRAWN 1/21/2025 12:00:00 AM	



**Severe Violations (i.e. those with >= 8 points) - Chart : 1 Violations 1 occurrences ToC**

**Severe Violations By Violation Group**



**Severe Violations (i.e. those with >= 8 points) - Table : 1 Violations 2 occurrences ToC**

Code	Description	Category	BASIC Weight	Total count	Last 6 month s	7-12 month s	13-18 month s	19-24 month s	25-31 month s	32-36 month s	Over 36 month s
393.75A1TEPB M	TIRES - EXPOSED PLY OR BELT MATERIAL IN TREAD OR SIDEWALL AREA.	Tires	8	2	0	2	0	0	0	0	0

**Violation Report ToC**

Inspection Date	Inspection State	BASIC	Violation Description	OOS	VIN	Severity Points
10/09/2025	NM	Vehicle Maintenance	393.9TS - Inoperative turn signal	No	3AKJHHDR3MSG0366	6
06/03/2025	CO	Vehicle Maintenance	393.9ALSML - LIGHTING - SIDE MARKER LAMP(S) INOPERATIVE.	No	1UYVS2531HU882204	6
06/03/2025	CO	Vehicle Maintenance	396.17CPI - OPERATING A CMV WITHOUT DOCUMENTATION OF A PERIODIC INSPECTION.	No	1UYVS2531HU882204	4
06/03/2025	CO	Vehicle Maintenance	393.75A1TEPB M - TIRES - EXPOSED PLY OR BELT MATERIAL IN TREAD OR SIDEWALL AREA.	No	1UYVS2531HU882204	8
06/03/2025	CO	Hours-Of-Service	395.24 - HOS (ELD) - ELD FORM AND MANNER	No	3AKJHHDR3MSG0366	1
06/03/2025	CO	Hours-Of-Service	395.3A2HOSPD - HOS (PROPERTY) - DRIVING BEYOND THE 14 HOUR AFTER COMING ON DUTY FOLLOWING 10 CONSECUTIVE HOURS OFF DUTY DURING THE CURRENT 8 CONSECUTIVE DAY PERIOD. DATE & TIME:	No	3AKJHHDR3MSG0366	7
06/03/2025	CO	Vehicle Maintenance	396.17CPI - OPERATING A CMV WITHOUT DOCUMENTATION OF A PERIODIC INSPECTION.	No	3AKJHHDR3MSG0366	4

No filters were applied when generating this report, see the live report for more options.



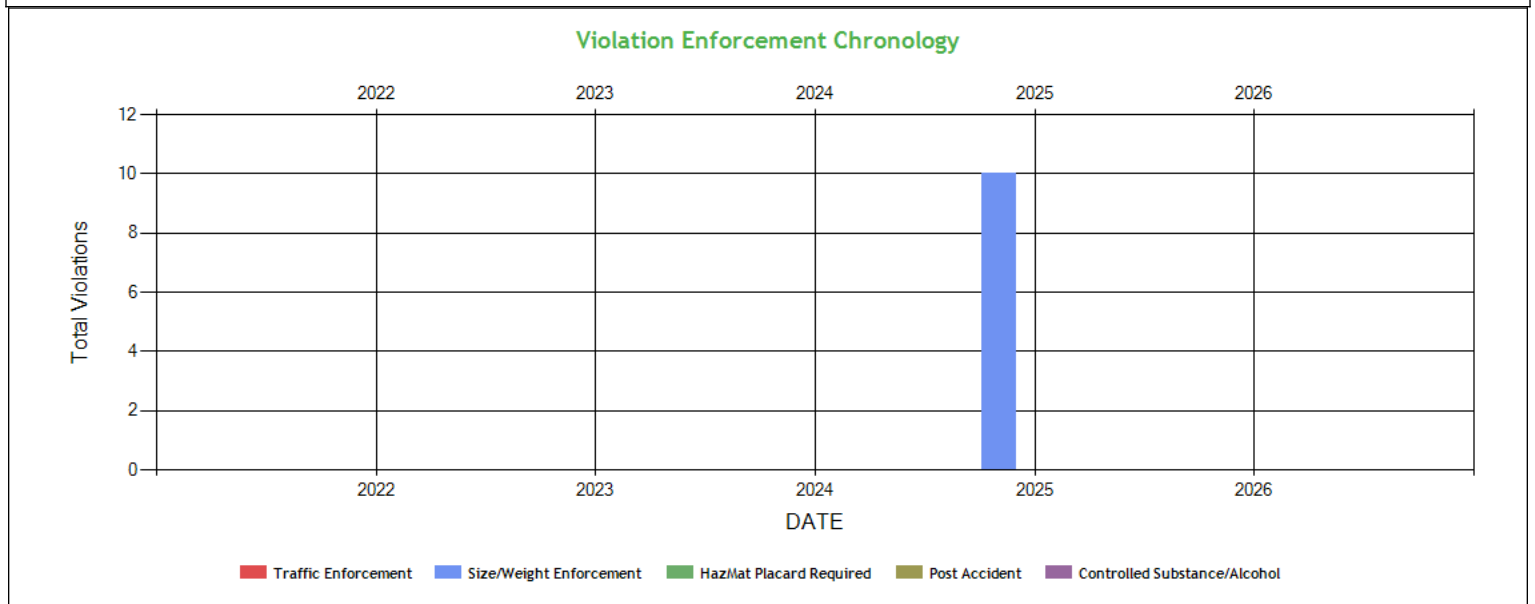


**Violation Summary ToC**

BASIC	Violation Group	Code	Description	# of Violations	# of OOS Violations	Severity Points
Vehicle Maintenance	Tires	393.75A1TEPBM	TIRES - EXPOSED PLY OR BELT MATERIAL IN TREAD OR SIDEWALL AREA.	1	0	8
Hours-Of-Service (HOS) Compliance	Hours	395.3A2HOSPD	HOS (PROPERTY) - DRIVING BEYOND THE 14 HOUR AFTER COMING ON DUTY FOLLOWING 10 CONSECUTIVE HOURS OFF DUTY DURING THE CURRENT 8 CONSECUTIVE DAY PERIOD. DATE & TIME:	1	0	7
Vehicle Maintenance	Lighting	393.9ALSML	LIGHTING - SIDE MARKER LAMP(S) INOPERATIVE.	1	0	6
Vehicle Maintenance	Lighting	393.9TS	Inoperative turn signal	1	0	6
Vehicle Maintenance	Inspection Reports	396.17CPI	OPERATING A CMV WITHOUT DOCUMENTATION OF A PERIODIC INSPECTION.	2	0	4
Hours-Of-Service (HOS) Compliance	Other Log/Form & Manner	395.24	HOS (ELD) - ELD FORM AND MANNER	1	0	1

No filters were applied when generating this report, see the live report for more options.

**Violation Enforcement Chronology - Chart ToC**

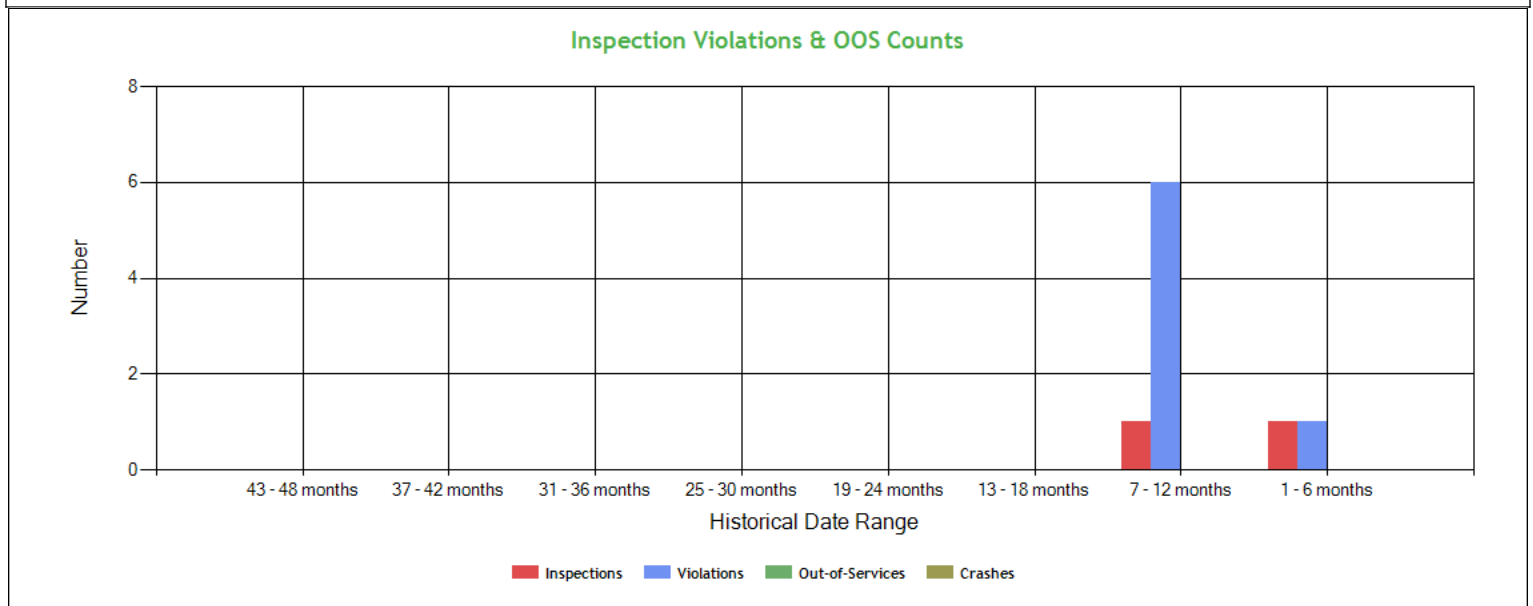


**Violation Enforcement Chronology - Table ToC**

	2022	2023	2024	2025	2026
Traffic Enforcement	0	0	0	0	0
Size/Weight Enforcement	0	0	0	10	0
HazMat Placard Required	0	0	0	0	0
Post Accident	0	0	0	0	0
Controlled Substance/Alcohol	0	0	0	0	0



**Inspection Violations & OOS Counts - Chart** [ToC](#)



**Inspection Violations & OOS Counts - Table** [ToC](#)

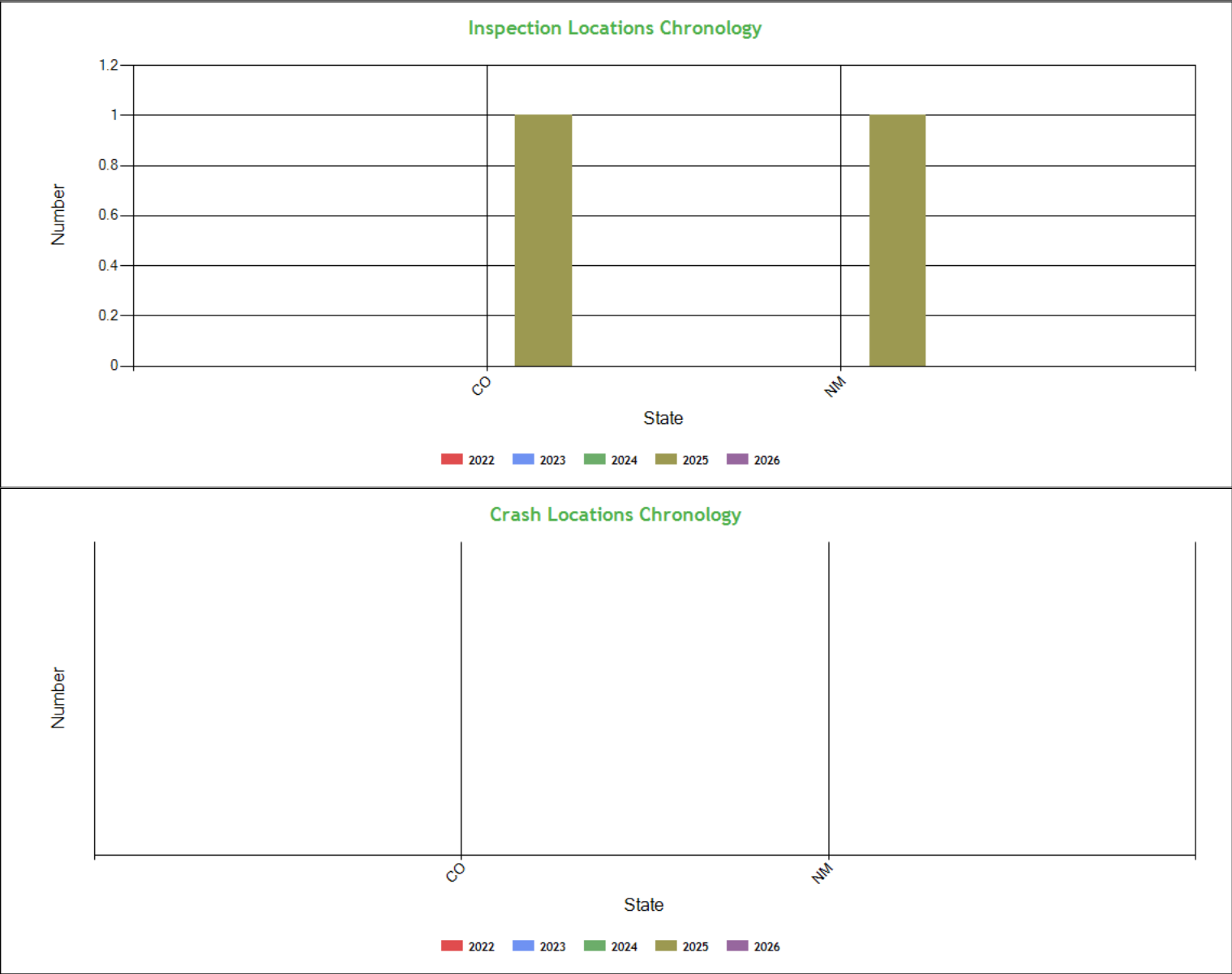
Date Range	Inspections	Violations	Out-of-Services	Crashes
TOTAL	2	7	0	0
1 - 6 months	1	1	0	0
7 - 12 months	1	6	0	0
13 - 18 months	0	0	0	0
19 - 24 months	0	0	0	0
25 - 30 months	0	0	0	0
31 - 36 months	0	0	0	0
37 - 42 months	0	0	0	0
43 - 48 months	0	0	0	0

**Radius of Operation (based on Inspections and Crashes during the past 3 years)** [ToC](#)

	Total	Drive between 0 and 50 miles radius	Drive between 51 and 200 miles radius	Drive between 201 and 300 miles radius	Drive between 301 and 400 miles radius	Drive between 401 and 500 miles radius	Drive between 501 and 600 miles radius	Drive beyond 600 miles radius
Power Units (i.e. unique VINs)	1	0	0	0	0	0	0	1
Percent	100%	0%	0%	0%	0%	0%	0%	100%



**Inspection & Crash Locations - Chart** [ToC](#)



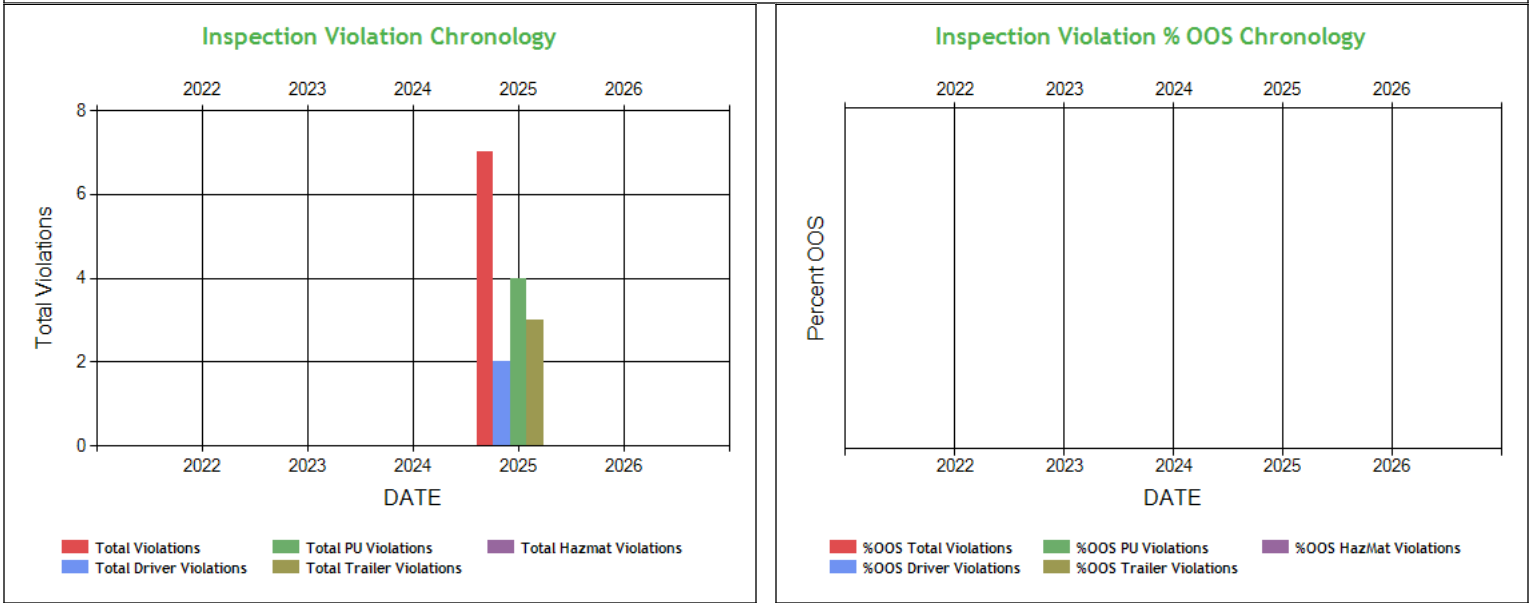
**Inspection & Crash Locations - Table** [ToC](#)

State	Inspections					Violations					Out-of-Services					Crashes				
	2022	2023	2024	2025	2026	2022	2023	2024	2025	2026	2022	2023	2024	2025	2026	2022	2023	2024	2025	2026
TOTAL	0	0	0	2	0	0	0	0	7	0	0	0	0	0	0	0	0	0	0	0
CO	0	0	0	1	0	0	0	0	6	0	0	0	0	0	0	0	0	0	0	0
NM	0	0	0	1	0	0	0	0	1	0	0	0	0	0	0	0	0	0	0	0

No hot spot data in the last 12 months



**Inspection Violation % OOS Chronology - Chart** [ToC](#)

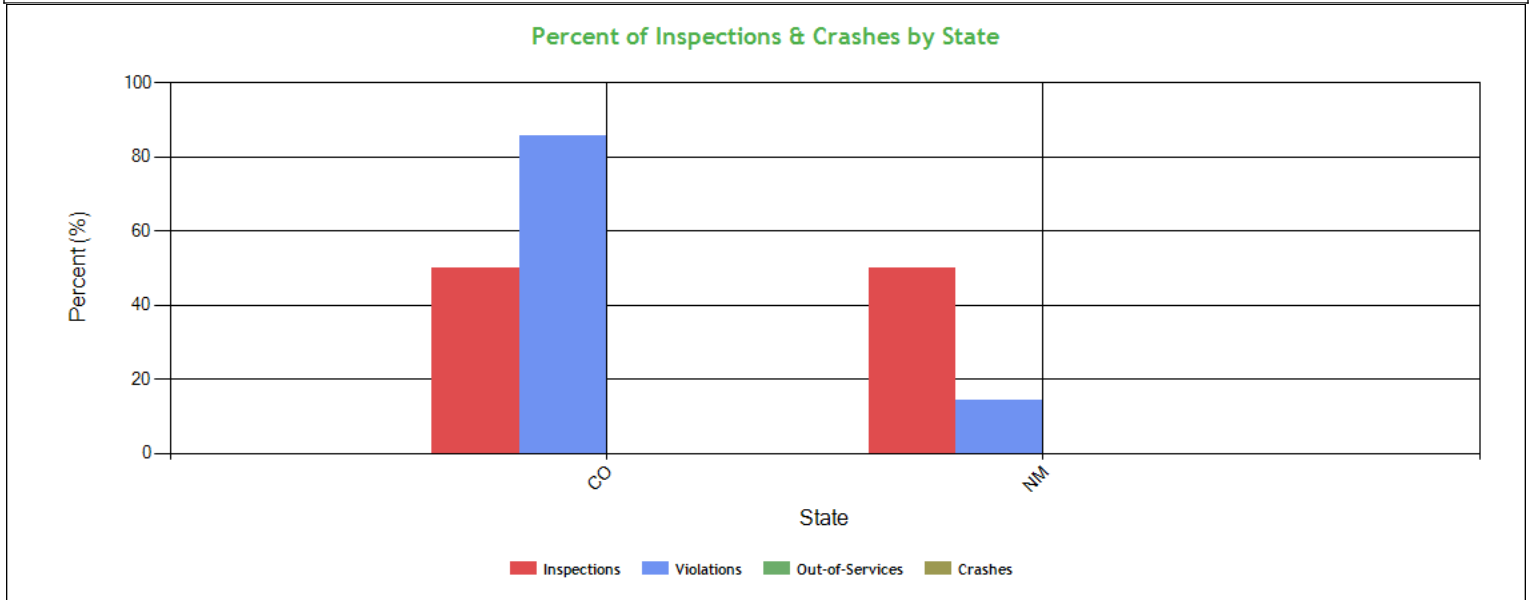


**Inspection Violation % OOS Chronology - Table** [ToC](#)

	2022	2023	2024	2025	2026
Total Violations	0	0	0	7	0
Total Out Of Services	0	0	0	0	0
%OOS Total Violations	0	0	0	0	0
Total Driver Violations	0	0	0	2	0
Total Driver Out Of Services	0	0	0	0	0
%OOS Driver Violations	0	0	0	0	0
Total PU Violations	0	0	0	4	0
Total PU Out Of Services	0	0	0	0	0
%OOS PU Violations	0	0	0	0	0
Total Trailer Violations	0	0	0	3	0
Total Trailer Out Of Services	0	0	0	0	0
%OOS Trailer Violations	0	0	0	0	0
Total Hazmat Violations	0	0	0	0	0
Total Hazmat Out Of Services	0	0	0	0	0
%OOS HazMat Violations	0	0	0	0	0



**Percent of Insp & Crash by State - Chart ToC**



**Percent of Insp & Crash by State - Table (based on Inspection data from the last 4 years) ToC**

State	Inspections		Violations		Out-of-Services		Crashes	
	Total	Percent	Total	Percent	Total	Percent	Total	Percent
	2	100	7	100	0	100	0	100
CO	1	50	6	85.7	0	0	0	0
NM	1	50	1	14.3	0	0	0	0

**VIN Insp Summary by State (based on inspection from the last 2 years) ToC**

VIN	Insp	Viol Pts	Counts in each State			
			CO		NM	
			Insp	Viol Pts	Insp	Viol Pts
<b>TOTALS</b>	<b>4/36*</b>	<b>2/36**</b>	<b>1</b>	<b>30</b>	<b>1</b>	<b>6</b>
3AKJHHR3MSMG0366	2	18	1	12	1	6
1UYVS2531HU882204	1	18	1	18	0	0

\*<Total number of inspections for these 2 VIN(s)>/n<Total number of inspections for these 2 state(s)>

\*\*<Total severity sum for these 2 VIN(s)>/n<Total severity sum for these 2 state(s)>

**Violations By Unit Type ToC**

**# of Violations: 7 Total Severity: 36 based on inspections in the last 2 years**

<b>Violation Unit: Driver</b>	<b># of Violations: 2</b>	<b>Total Severity: 8</b>	<b>% of Total: 22.22%</b>
Viol. Group: Hours	# of Violations: 1	Total Severity: 7	% of Total: 19.44%
Violation	Number of Occurrences	Viol. Severity	Total Severity
395.3A2HOSPD:HOS (PROPERTY) - DRIVING BEYOND THE 14 HOUR AFTER	1	7	7
Viol. Group: Other Log/Form & Manner	# of Violations: 1	Total Severity: 1	% of Total: 2.78%
395.24:HOS (ELD) - ELD FORM AND MANNER	1	1	1
<b>Violation Unit: Power Unit</b>	<b># of Violations: 2</b>	<b>Total Severity: 10</b>	<b>% of Total: 27.78%</b>
Viol. Group: Lighting	# of Violations: 1	Total Severity: 6	% of Total: 16.67%
Violation	Number of Occurrences	Viol. Severity	Total Severity
393.9TS:Inoperative turn signal	1	6	6




<b>Viol. Group: Inspection Reports</b>	<b># of Violations: 1</b>	<b>Total Severity: 4</b>	<b>% of Total: 11.11%</b>
396.17CPI:OPERATING A CMV WITHOUT DOCUMENTATION OF A PERIODI	1	4	4
<b>Violation Unit: Trailer</b>	<b># of Violations: 3</b>	<b>Total Severity: 18</b>	<b>% of Total: 50%</b>
<b>Viol. Group: Tires</b>	<b># of Violations: 1</b>	<b>Total Severity: 8</b>	<b>% of Total: 22.22%</b>
<b>Violation</b>	<b>Number of Occurences</b>	<b>Viol. Severity</b>	<b>Total Severity</b>
393.75A1TEPBM:TIRES - EXPOSED PLY OR BELT MATERIAL IN TREAD OR S	1	8	8
<b>Viol. Group: Lighting</b>	<b># of Violations: 1</b>	<b>Total Severity: 6</b>	<b>% of Total: 16.67%</b>
393.9ALSML:LIGHTING - SIDE MARKER LAMP(S) INOPERATIVE.	1	6	6
<b>Viol. Group: Inspection Reports</b>	<b># of Violations: 1</b>	<b>Total Severity: 4</b>	<b>% of Total: 11.11%</b>
396.17CPI:OPERATING A CMV WITHOUT DOCUMENTATION OF A PERIODI	1	4	4




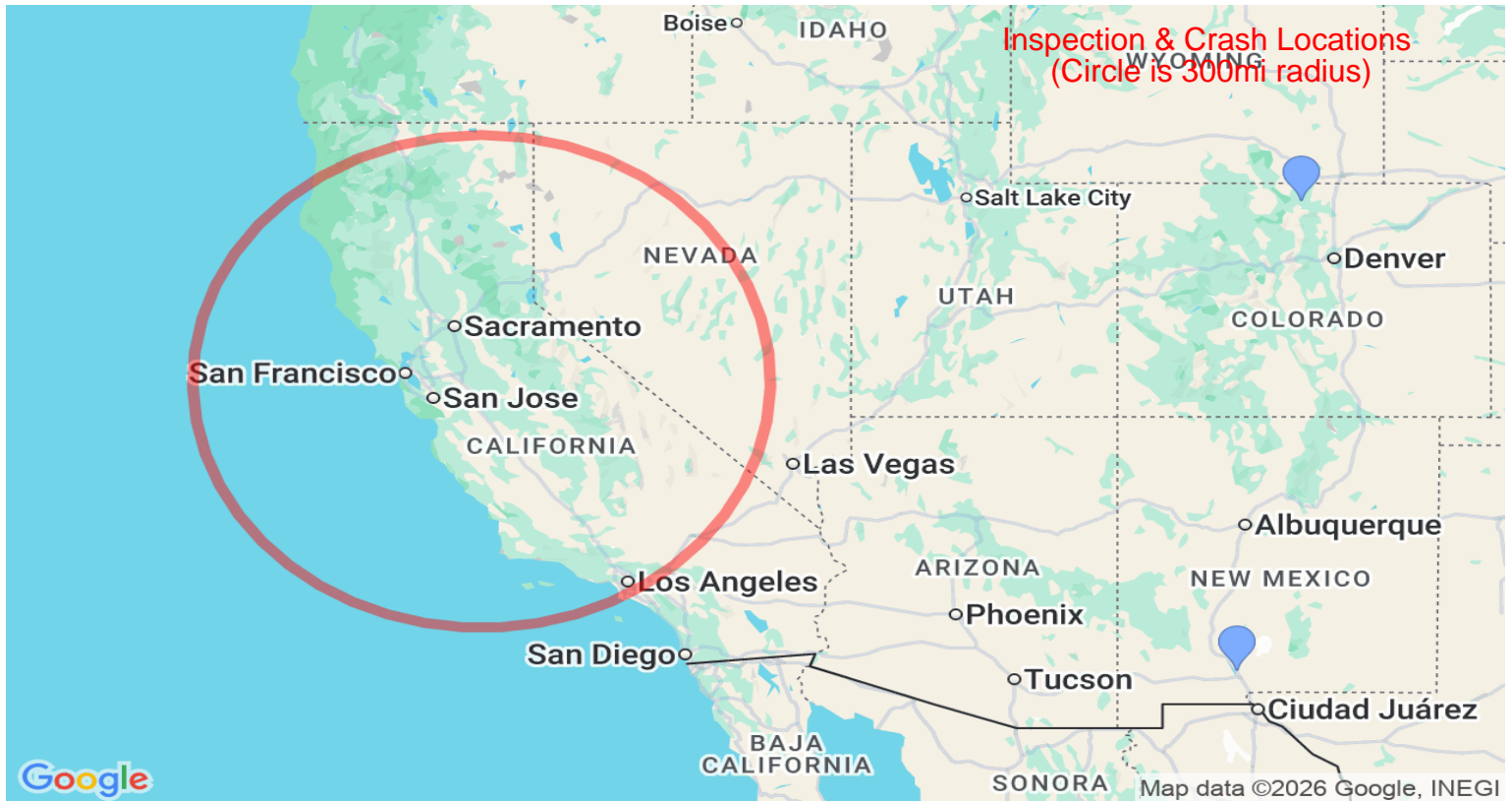
**INSPECTION/CRASH MAP ToC**

PU Inspection 

Trailer Inspection 

OOS Inspection 

Crash 



Equipment Ownership ToC					
Equipment Ownership (based on MCS-150 dated 9/4/2025)					
	Trucks	Tractors	Trailers	Motor Coaches	Vans
Owned	0	1	0	0	0
Term Leased	0	0	0	0	0
Trip Leased	0	0	0	0	0
Total No.	0	1	0	0	0

Equipment Details Power Units ToC									
VIN	Latest Insp Date	Year	Make	Model	Body Class	Body Type	Axles	Len	Fuel Type
3AKJHHR3MS MG0366	10/09/2025	2021	FREIGHTLINER	New Cascadia 126" Sleepercab	Truck-Tractor	-	-	-	Diesel

Equipment Details Trailers									
VIN	Latest Insp Date	Year	Make	Model	Body Class	Body Type	Axles	Len	Fuel Type
1UYVS2530GU4 98249	10/09/2025	2016	UTILITY TRAILER MANUFACTURER	Utility Trailer Manufacturer	Trailer	Van Trailer	2	53	-



1UYVS2531HU8 82204	06/03/2025	2017	UTILITY TRAILER MANUFACTUR ER	Utility Trailer Manufacturer	Trailer	Van Trailer	2	53	-
-----------------------	------------	------	----------------------------------------	---------------------------------	---------	-------------	---	----	---

Vehicle Age <b>ToC</b>				
Year	# Power Units	PU Percentage	# Trailers	Trailres Percentage
2021	1	100.00%	0	0.00%
2017	0	0.00%	1	50.00%
2016	0	0.00%	1	50.00%
Based on 24 months of inspection data, see the live report for more options				

States of Power Unit Registrations <b>ToC</b>		
State	CO	NM
Number of Power Units	1	1

Equipment Acquisitions - Table <span>ToC</span>							
	Power Units inspected for 1st time in past 12 months	Power Units inspected for 1st time in past 24 months	Power Units inspected during entire date range		Trailers inspected for 1st time in past 12 months	Trailers inspected for 1st time in past 24 months	Trailers inspected during entire date range
Unique VINs	1	1	1		2	2	2
Unique License Plates	1	1	1		2	2	2
License Plate States	1	1	1		1	1	1

Driver Details <b>ToC</b> Driver Details (based on MCS-150 dated 9/4/2025)			
	Within 100 mi	Beyond 100 mi	TOTAL
# Drivers Interstate	1	0	1
# Drivers Intrastate	0	0	0
TOTAL	1	0	/
Avg. # Trip Lease Drivers/Mo: 0 # Drivers Grand Total: 1 # Drivers Commercially Licensed: 1			

Shared VIN Summary <b>ToC</b>
No Data

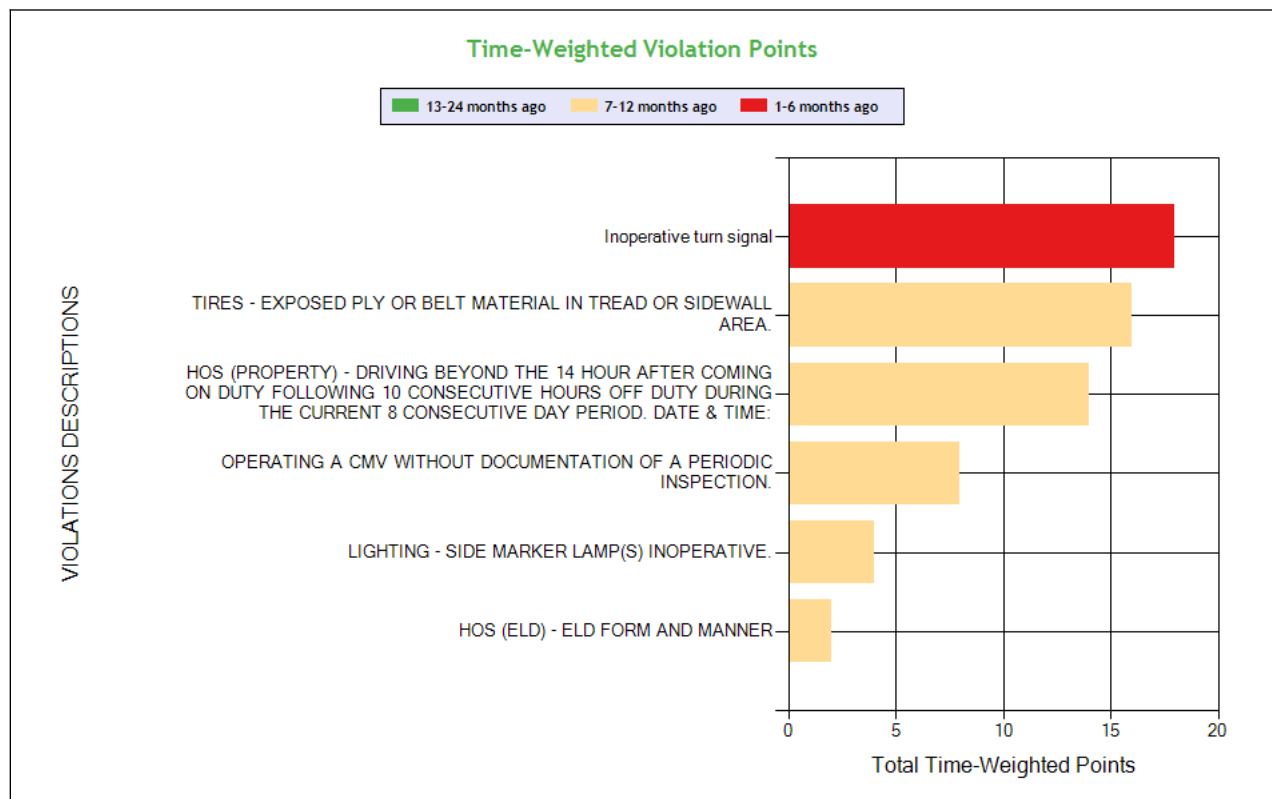
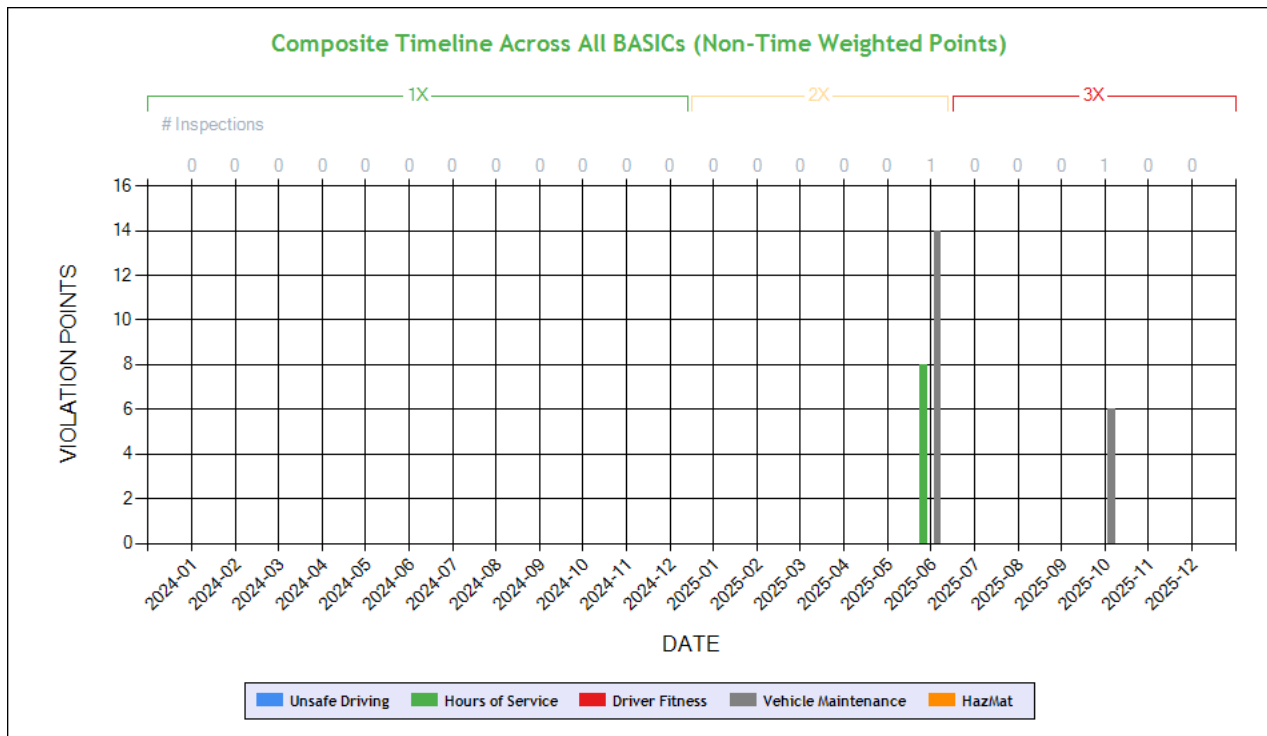
**SHIPPERS DETAIL **ToC**** based on Inspection results for the last 4 years

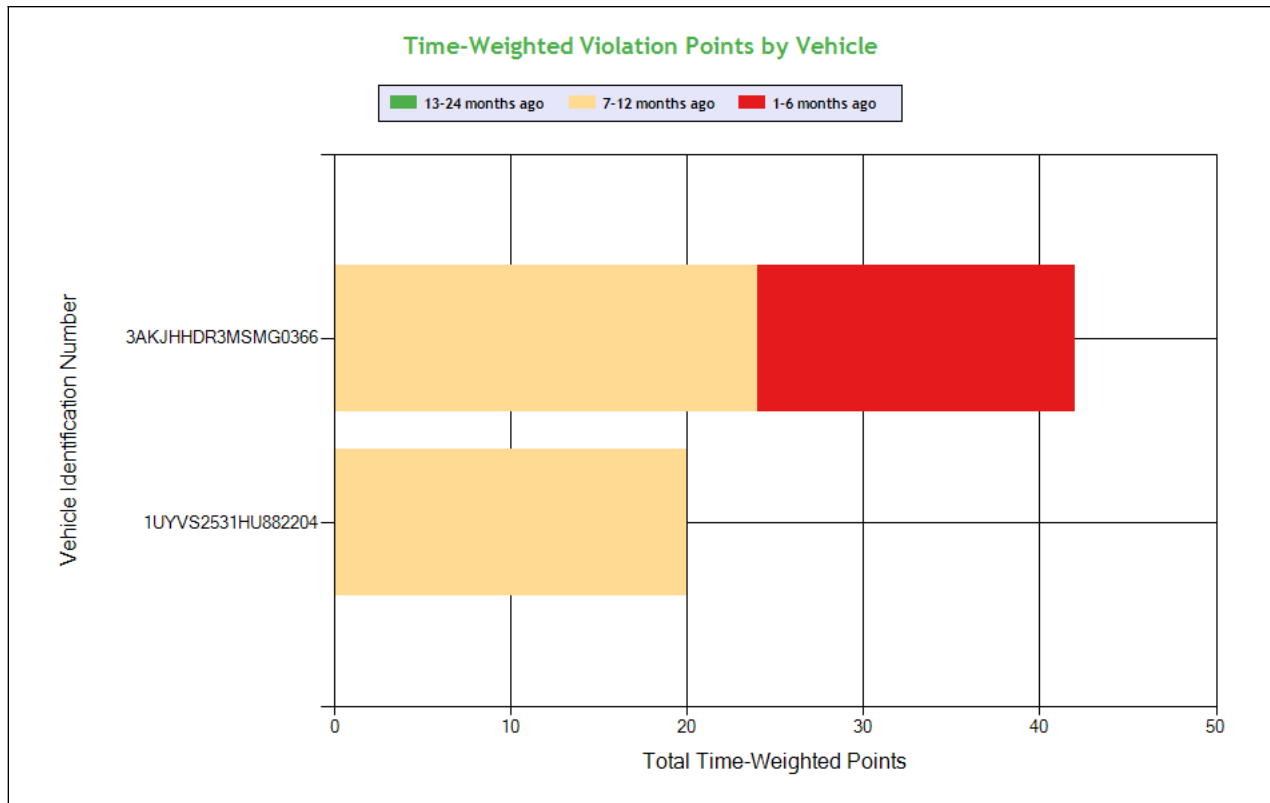
Shipper Name	Number of Inspections	Shipper Name	Number of Inspections
No Shipper listed	1	ALTEX USA	1





## Carrier Underwriting Report Safety Summary ToC





See the Excel file for the complete analysis

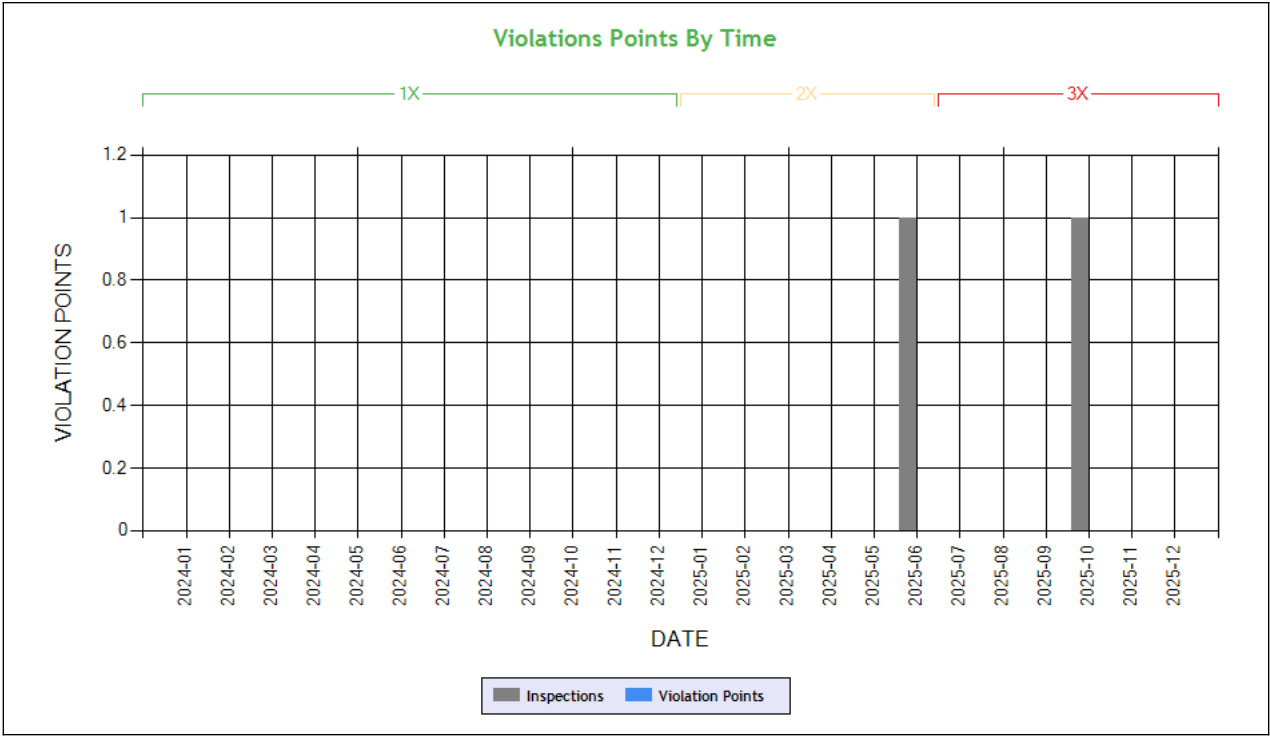
# Violations is in (1-6/7-12/13-24mo)

Shaded = Out Of Service Violation								
Violation Group			Lighting	Tires	Hours	Inspection Reports	Lighting	Other Log/Form & Manner
Violation Description	Total Time-weighted Points by VIN	% of Total Time-weighted Points by VIN	Inoperative turn signal	TIRES - EXPOSED PLY OR BELT MATERIAL IN TREAD OR SIDEWALL AREA.	HOS (PROPERTY) - DRIVING BEYOND THE 14 HOUR AFTER COMING ON DUTY FOLLOWING 10 CONSECUTIVE HOURS OFF DUTY DURING THE CURRENT 8 CONSECUTIVE DAY PERIOD. DATE & TIME:	OPERATING A CMV WITHOUT DOCUMENTATION OF A PERIODIC INSPECTION.	LIGHTING - SIDE MARKER LAMP(S) INOPERATIVE.	HOS (ELD) - ELD FORM AND MANNER
Driver Resp			Yes	Yes	Yes	No	Yes	Yes
Total Time-weighted Points			18	16	14	8	4	2
% Total Time-Wt Pts			29.03	25.81	22.58	12.90	6.45	3.23
3AKJHHDR3MSMG0366	42	67.74	18 (1/0/0)		14 (0/1/0)	8 (0/1/0)		2 (0/1/0)
1UYVS2531HU882204	20	32.26		16 (0/1/0)			4 (0/1/0)	



**SAFETY ANALYSIS    ToC**

**Unsafe Driving**

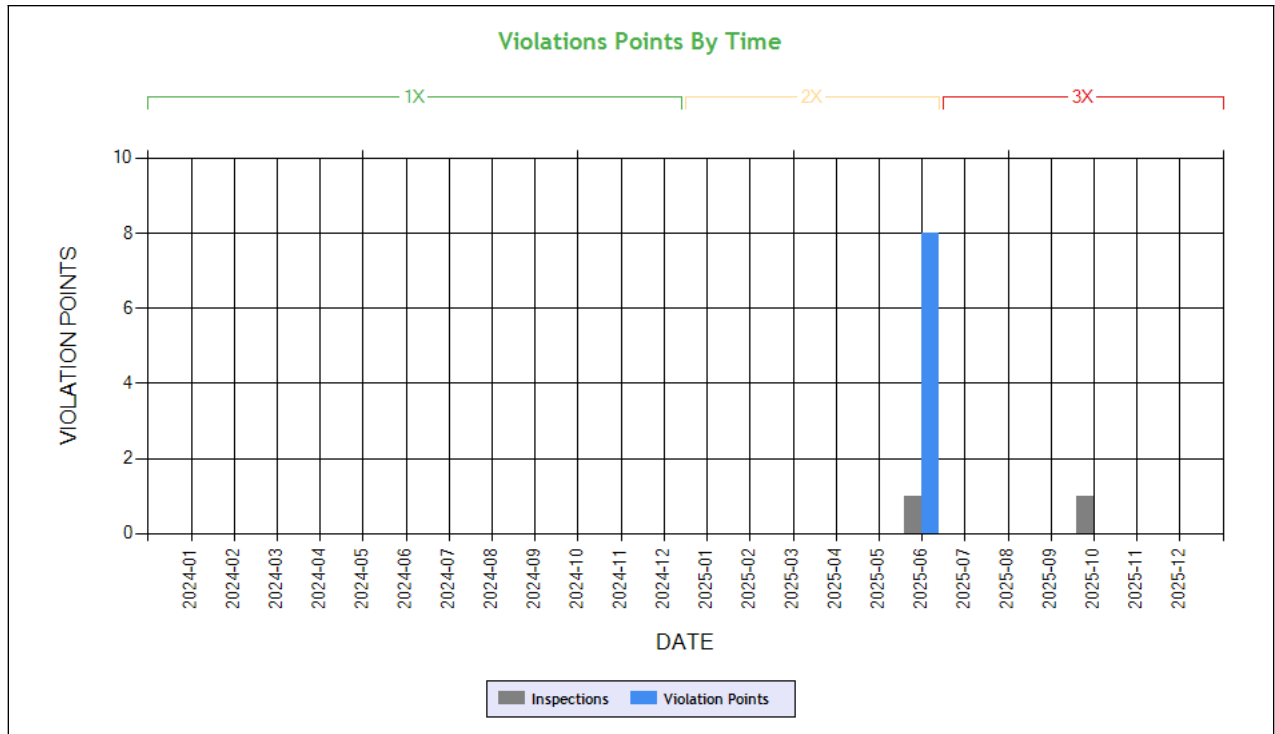


**Time-Weighted Violation Points - no data available to draw a chart**  
**Time-Weighted Severity Points by Vehicle - no data available to draw a chart**

See the Excel file for the complete analysis # Violations is in (1-6/7-12/13-24mo)

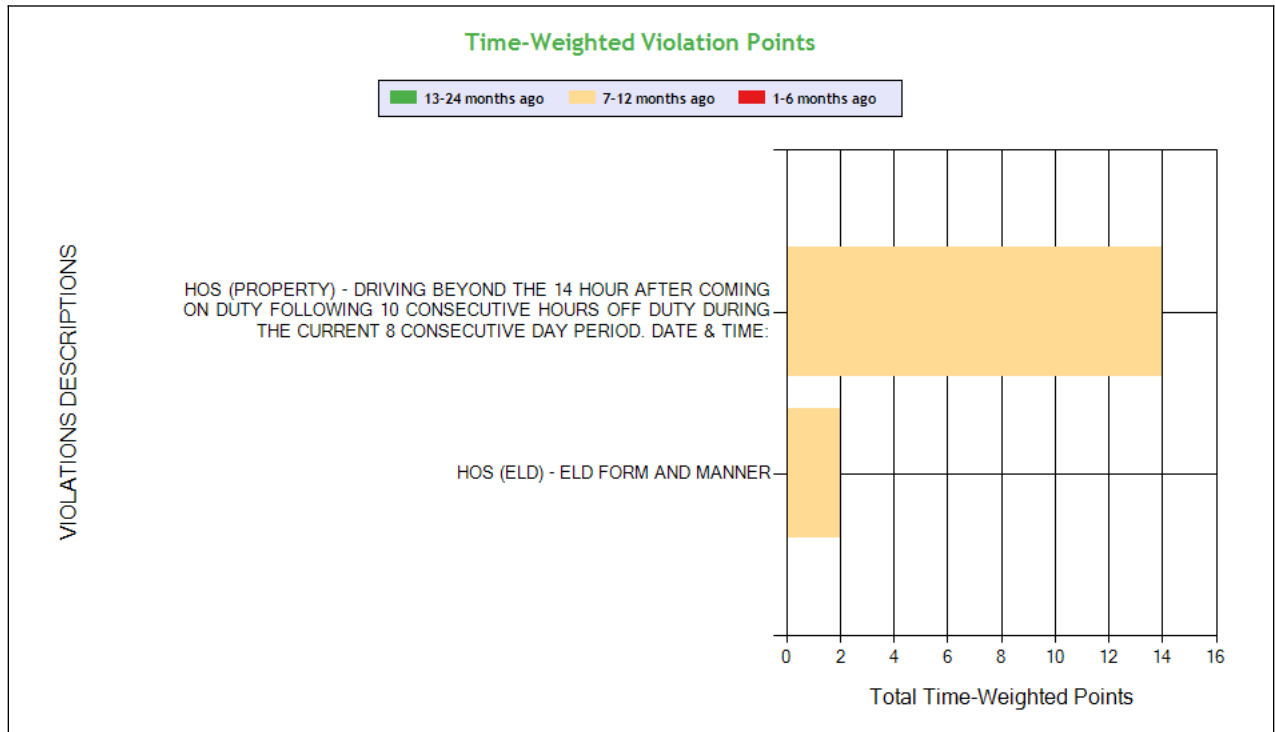
Shaded = Out Of Service Violation		
Violation Group		
Violation Description	Total Time-weighted Points by VIN	% of Total Time-weighted Points by VIN
Driver Resp		
Total Time-weighted Points		
% Total Time-Wt Pts		

**HOS Compliance**



**Carrier Software**  
 1-800-646-5152  
 info@CarrierSoftware.com

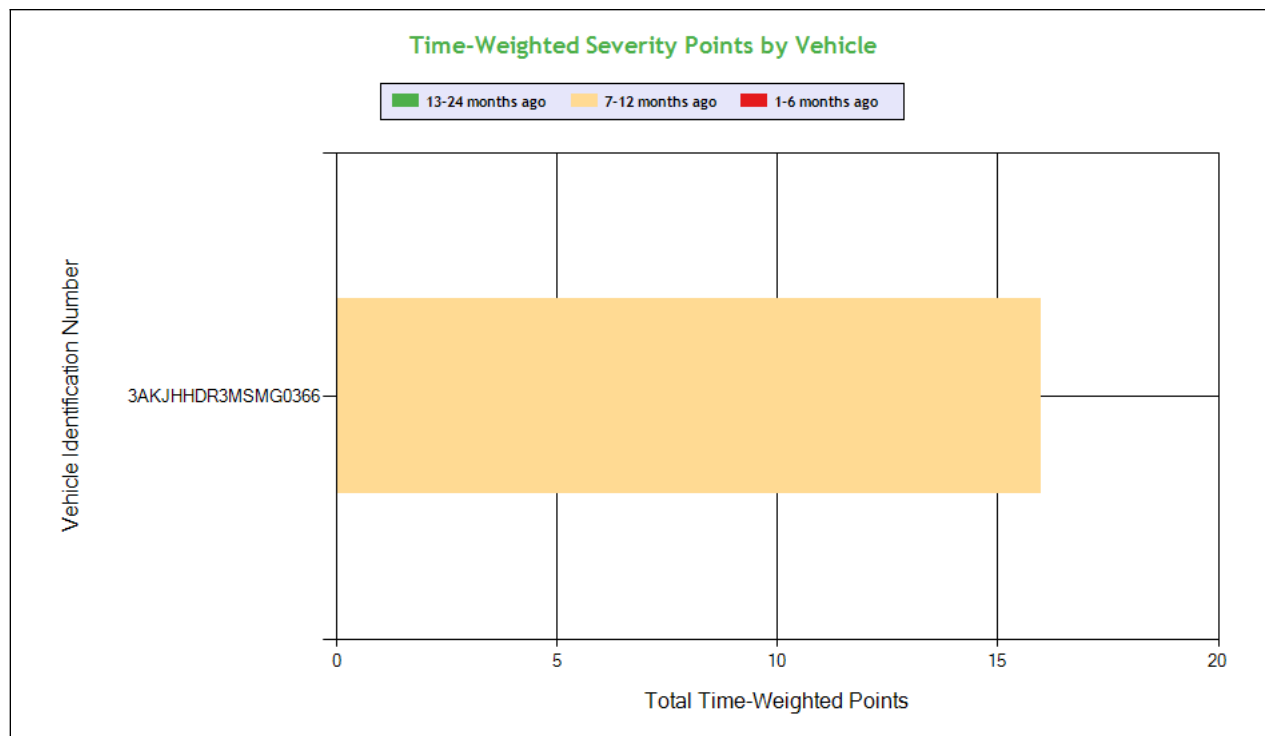
**CONFIDENTIAL - Intended for use by Amerigo Insurance Agency - Date: 1/17/2026**  
**VS SHARMA FAMILY LOGISTICS LLC - DOT# 4335119 / MC1693059**



See the Excel file for the complete analysis

# Violations is in (1-6/7-12/13-24mo)

Shaded = Out Of Service Violation



**Carrier Software**  
 1-800-646-5152  
 info@CarrierSoftware.com

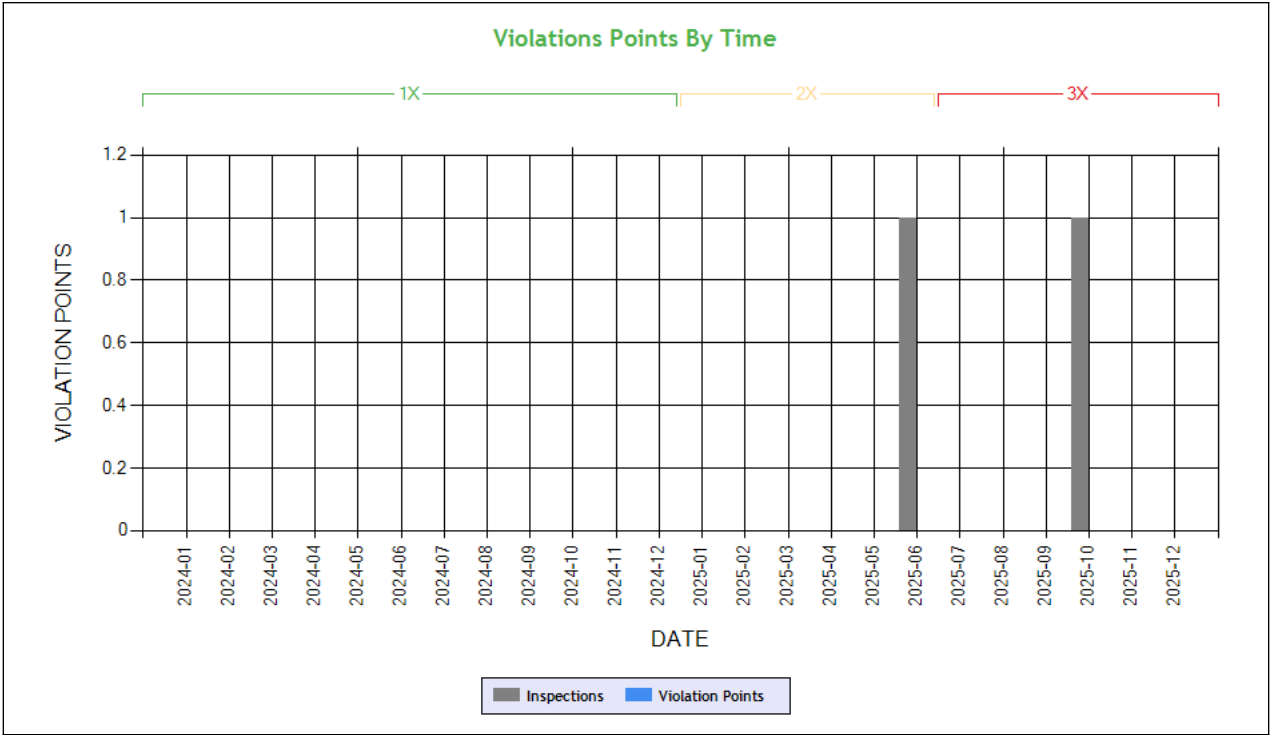
**CONFIDENTIAL - Intended for use by Amerigo Insurance Agency - Date: 1/17/2026**

**VS SHARMA FAMILY LOGISTICS LLC - DOT# 4335119 / MC1693059**

Violation Group			Hours	Other Log/Form & Manner
Violation Description	Total Time-weighted Points by VIN	% of Total Time-weighted Points by VIN	HOS (PROPERTY) - DRIVING BEYOND THE 14 HOUR AFTER COMING ON DUTY FOLLOWING 10 CONSECUTIVE HOURS OFF DUTY DURING THE CURRENT 8 CONSECUTIVE DAY PERIOD. DATE & TIME:	HOS (ELD) - ELD FORM AND MANNER
Driver Resp			Yes	Yes
Total Time-weighted Points			14	2
% Total Time-Wt Pts			87.50	12.50
3AKJHHDR3MSMG0366	16	100	14 (0/1/0)	2 (0/1/0)



Driver Fitness



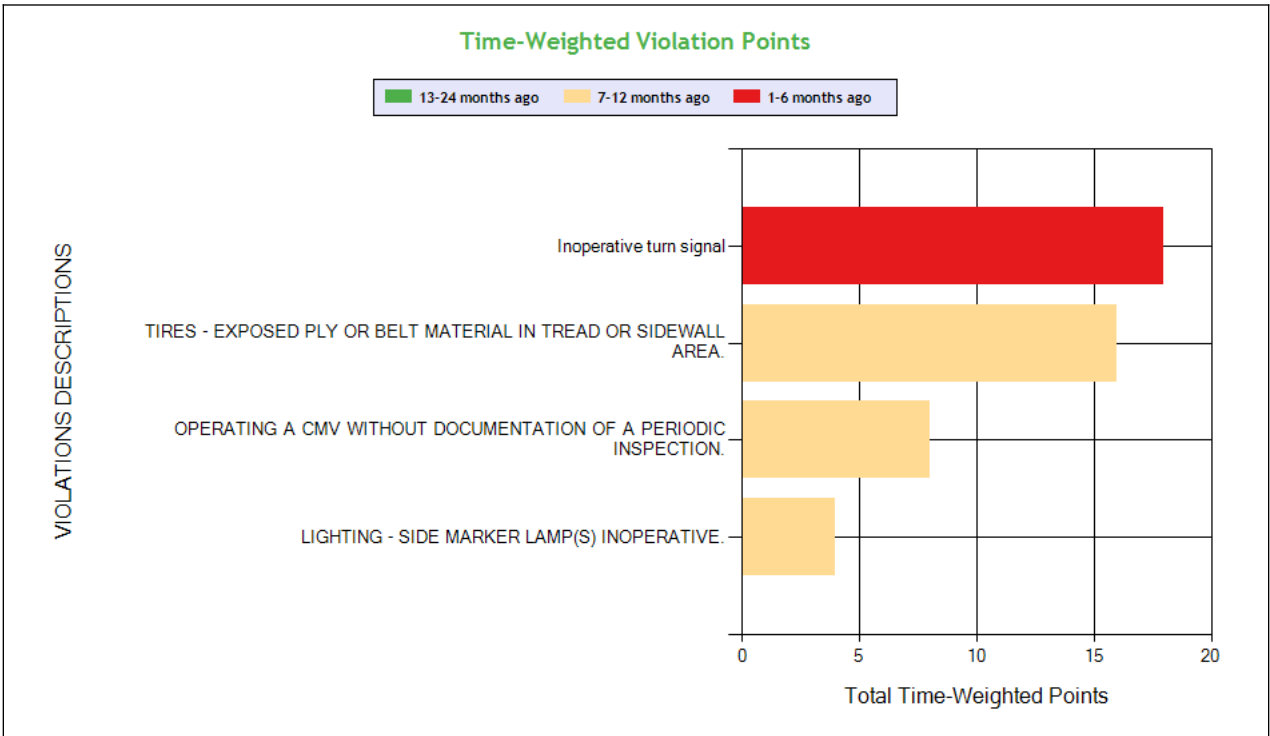
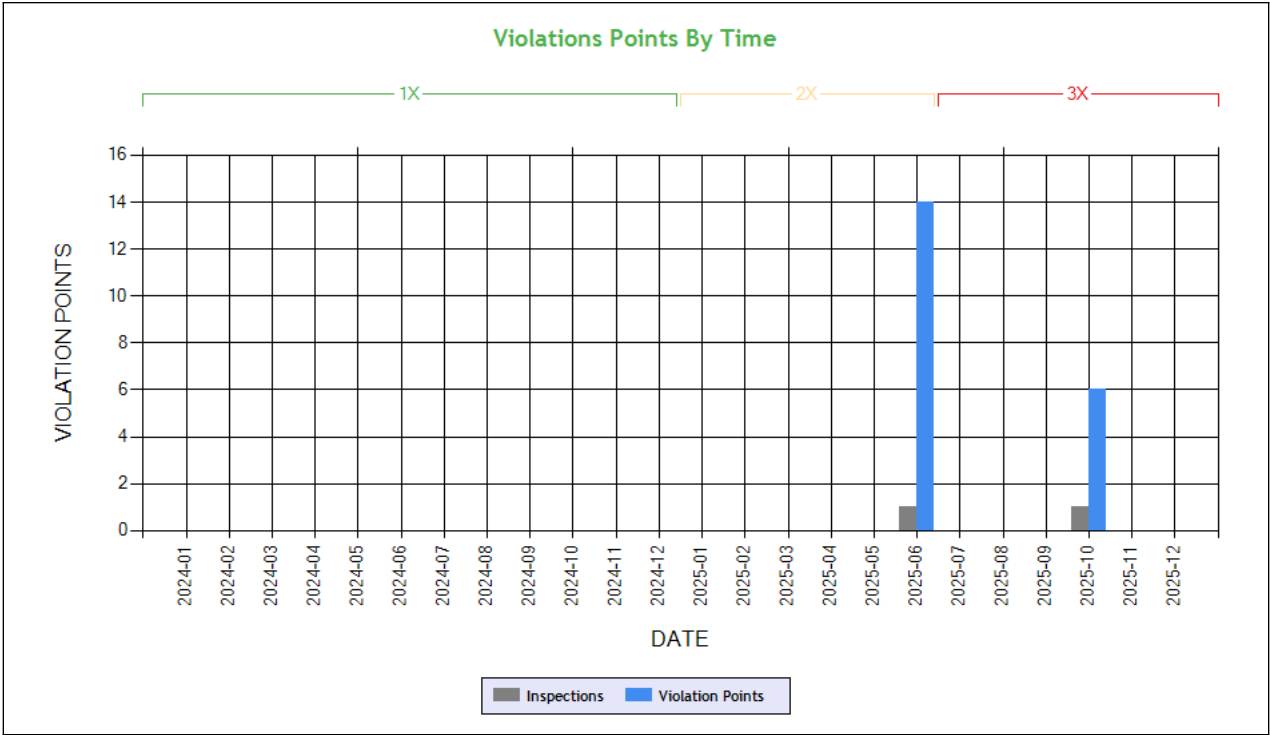
Time-Weighted Violation Points - no data available to draw a chart  
Time-Weighted Severity Points by Vehicle - no data available to draw a chart

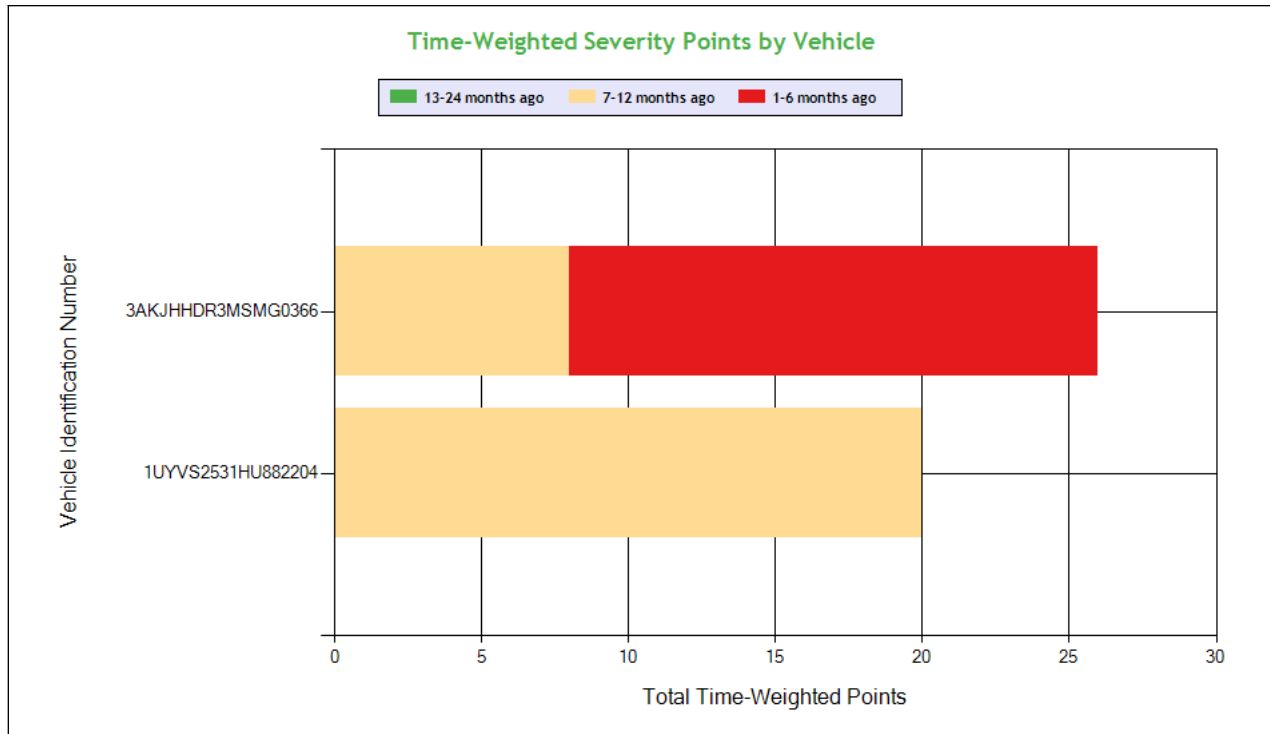
See the Excel file for the complete analysis # Violations is in (1-6/7-12/13-24mo)

Shaded = Out Of Service Violation		
Violation Group		
Violation Description	Total Time-weighted Points by VIN	% of Total Time-weighted Points by VIN
Driver Resp		
Total Time-weighted Points		
% Total Time-Wt Pts		



Vehicle Maintenance





**Carrier Software**  
 1-800-646-5152  
 info@CarrierSoftware.com

**CONFIDENTIAL - Intended for use by Amerigo Insurance Agency - Date: 1/17/2026**

**VS SHARMA FAMILY LOGISTICS LLC - DOT# 4335119 / MC1693059**

See the Excel file for the complete analysis

# Violations is in (1-6/7-12/13-24mo)

Shaded = Out Of Service Violation						
Violation Group			Lighting	Tires	Inspection Reports	Lighting
Violation Description	Total Time-weighted Points by VIN	% of Total Time-weighted Points by VIN	Inoperative turn signal	TIRES - EXPOSED PLY OR BELT MATERIAL IN TREAD OR SIDEWALL AREA.	OPERATING A CMV WITHOUT DOCUMENTATION OF A PERIODIC INSPECTION.	LIGHTING - SIDE MARKER LAMP(S) INOPERATIVE.
Driver Resp			Yes	Yes	No	Yes
Total Time-weighted Points			18	16	8	4
% Total Time-Wt Pts			39.13	34.78	17.39	8.70
3AKJHHDR3MSMG0366	26	56.52	18 (1/0/0)		8 (0/1/0)	
1UYVS2531HU882204	20	43.48		16 (0/1/0)		4 (0/1/0)

#### COLOR CODED CRASH TABLE ToC

No crashes have been reported by the DOT on this Motor Carrier

#### INSPECTIONS WITH SHARED EQUIPMENT:

No Data





**LEGEND**

**Vehicle Information**

**Inspection for DOT # being analyzed**

**Inspection for Different DOT #**

**Crash Information for specific VIN**

**INSPECTION DETAILS for ALL Inspections**

PDF shows the first 100 Power Unit & Trailer VINs with most recent inspections using data from the last 4 years

**POWER UNIT Inspections Section**

VIN: 3AKJHHDR3MSMG0366				Unit: Truck Tractor	Year: 2021	Make: FREIGHTLINER		
DOT No: 4335119		Docket No: MC1693059		Name: VS SHARMA FAMILY LOGISTICS LLC			Interstate: Yes	
Date	Unit License	Unit Lic State	Violation Unit	Violation Description		Severity	OOS	Citation
10/09/2025	ZP46529	CA	1	393.9TS - Inoperative turn signal		6	No	
06/03/2025	ZP46529	CA	1	396.17CPI - OPERATING A CMV WITHOUT DOCUMENTATION OF A PERIODIC INSPECTION.		4	No	
06/03/2025	ZP46529	CA	D	395.24 - HOS (ELD) - ELD FORM AND MANNER		1	No	
06/03/2025	ZP46529	CA	D	395.3A2HOSPD - HOS (PROPERTY) - DRIVING BEYOND THE 14 HOUR AFTER COMING ON DUTY FOLLOWING 10 CONSECUTIVE HOURS OFF DUTY DURING THE CURRENT 8 CONSECUTIVE DAY PERIOD. DATE & TIME:		7	No	
DOT No: 34666		Docket No: FF8474		Name: MELTON TRUCK LINES INC			Interstate: Yes	
Date	Unit License	Unit Lic State	Violation Unit	Violation Description		Severity	OOS	Citation
08/10/2023	3HE379	OK	-	-		-	-	-
05/02/2023	3HE379	OK	-	-		-	-	-
06/10/2022	3EP941	OK	-	-		-	-	-
05/29/2022	3EP941	OK	1	393.78 - Windshield wipers inoperative/defective		1	No	
05/29/2022	3EP941	OK	1	393.9TS - Inoperative turn signal		6	No	
12/18/2020	3EP941	OK	-	-		-	-	-

**TRAILER Inspections Section**

VIN: 3AKJHHDR3MSMG0366				Unit: Truck Tractor	Year: 2021	Make: FREIGHTLINER		
DOT No: 4335119		Docket No: MC1693059		Name: VS SHARMA FAMILY LOGISTICS LLC			Interstate: Yes	
Date	Unit License	Unit Lic State	Violation Unit	Violation Description		Severity	OOS	Citation
10/09/2025	ZP46529	CA	1	393.9TS - Inoperative turn signal		6	No	
06/03/2025	ZP46529	CA	1	396.17CPI - OPERATING A CMV WITHOUT DOCUMENTATION OF A PERIODIC INSPECTION.		4	No	
06/03/2025	ZP46529	CA	D	395.24 - HOS (ELD) - ELD FORM AND MANNER		1	No	
06/03/2025	ZP46529	CA	D	395.3A2HOSPD - HOS (PROPERTY) - DRIVING BEYOND THE 14 HOUR AFTER COMING ON DUTY FOLLOWING 10 CONSECUTIVE HOURS OFF DUTY DURING THE CURRENT 8 CONSECUTIVE DAY PERIOD. DATE & TIME:		7	No	
DOT No: 34666		Docket No: FF8474		Name: MELTON TRUCK LINES INC			Interstate: Yes	



Date	Unit License	Unit Lic State	Violation Unit	Violation Description	Severity	OOS	Citation
08/10/2023	3HE379	OK	-	-	-	-	-
05/02/2023	3HE379	OK	-	-	-	-	-
06/10/2022	3EP941	OK	-	-	-	-	-
05/29/2022	3EP941	OK	1	393.78 - Windshield wipers inoperative/defective	1	No	
05/29/2022	3EP941	OK	1	393.9TS - Inoperative turn signal	6	No	
12/18/2020	3EP941	OK	-	-	-	-	-

Inspection Summary By Month (based on inspections from the last 4 years) <b>ToC</b>						
Year-Month	Number of Inspections	Number of Power Units	Total Violations	Total OOS Inspections	Total Severity Points	Number of Crashes
2025-10	1	1	1	0	6	0
2025-06	1	1	7	0	30	0
Note: The most recent month's counts may not include all the inspections for that month.						

VIN Inspection Violation Details <b>ToC</b>									
# of VINs: 3 # of Insp: 4 Severity Weight: 64 Avg. Weight/VIN: 16.0 (based on inspections in the last 4 years, showing top 50 VINs inspected most recently)									
VIN 1UYVS2530GU498249		# of Inspections: 1		Total Severity: 6		Percentage of Total: 9.38%		Avg. Weight Per Inspection: 6.0	
Inspection Date	Inspection ID	Inspection State	Location Description	Total Severity	# of Violations	Shipper Name	Inspection Level	Post Accident	Out of Service
10/09/2025	86276940	NM	ANTHONY PORT OF ENTRY	6	1	ALTEX USA	2	No	No
BASIC		Unit Type		Severity		Description		Out of Service	
Vehicle Maintenance		Semi Trailer		6		393.9TS:Inoperative turn signal		No	
VIN 3AKJHHDR3MSMG0366		# of Inspections: 2		Total Severity: 32		Percentage of Total: 50.00%		Avg. Weight Per Inspection: 16.0	
Inspection Date	Inspection ID	Inspection State	Location Description	Total Severity	# of Violations	Shipper Name	Inspection Level	Post Accident	Out of Service
10/09/2025	86276940	NM	ANTHONY PORT OF ENTRY	6	1	ALTEX USA	2	No	No
BASIC		Unit Type		Severity		Description		Out of Service	
Vehicle Maintenance		Truck Tractor		6		393.9TS:Inoperative turn signal		No	
Inspection Date	Inspection ID	Inspection State	Location Description	Total Severity	# of Violations	Shipper Name	Inspection Level	Post Accident	Out of Service
06/03/2025	84869403	CO	FORT COLLINS CO	26	5		2	No	No
BASIC		Unit Type		Severity		Description		Out of Service	
Vehicle Maintenance		Truck Tractor		8		393.75A1TEPBM:TIRES - EXPOSED PLY OR BELT MATERIAL IN TREAD OR S		No	
Hours-Of-Servce Compliance		Truck Tractor		7		395.3A2HOSPD:HOS (PROPERTY) - DRIVING BEYOND THE 14 HOUR AFTER		No	
Vehicle Maintenance		Truck Tractor		6		393.9ALSML-LIGHTING - SIDE MARKER LAMP(S) INOPERATIVE.		No	
Vehicle Maintenance		Truck Tractor		4		396.17CPI:OPERATING A CMV WITHOUT DOCUMENTATION OF A PERIODI		No	
Hours-Of-Servce Compliance		Truck Tractor		1		395.24:HOS (ELD) - ELD FORM AND MANNER		No	
VIN 1UYVS2531HU882204		# of Inspections: 1		Total Severity: 26		Percentage of Total: 40.63%		Avg. Weight Per Inspection: 26.0	
Inspection Date	Inspection ID	Inspection State	Location Description	Total Severity	# of Violations	Shipper Name	Inspection Level	Post Accident	Out of Service
06/03/2025	84869403	CO	FORT COLLINS CO	26	5		2	No	No
BASIC		Unit Type		Severity		Description		Out of Service	
Vehicle Maintenance		Semi Trailer		8		393.75A1TEPBM:TIRES - EXPOSED PLY OR BELT MATERIAL IN TREAD OR S		No	
Hours-Of-Servce Compliance		Semi Trailer		7		395.3A2HOSPD:HOS (PROPERTY) - DRIVING BEYOND THE 14 HOUR AFTER		No	
Vehicle Maintenance		Semi Trailer		6		393.9ALSML-LIGHTING - SIDE MARKER LAMP(S) INOPERATIVE.		No	
Vehicle Maintenance		Semi Trailer		4		396.17CPI:OPERATING A CMV WITHOUT DOCUMENTATION OF A PERIODI		No	
Hours-Of-Servce Compliance		Semi Trailer		1		395.24:HOS (ELD) - ELD FORM AND MANNER		No	



Inspection History ToC						
Inspection Date	Report Number	Report State	PU VIN	TR VIN	Severity Weight	Time Weight
10/09/2025	7022P7ULXQ	NM	3AKJHHDR3MSMG0366 - Truck Tractor	1UYVS2530GU498249 - Semi Trailer		3
Power Unit Violation - Vehicle Maintenance Violation: 393.9TS - Inoperative turn signal					6	
06/03/2025	1702110410	CO	3AKJHHDR3MSMG0366 - Truck Tractor	1UYVS2531HU882204 - Semi Trailer		2
Trailer Violation - Vehicle Maintenance Violation: 393.9ALSML - LIGHTING - SIDE MARKER LAMP(S) INOPERATIVE.					6	
Power Unit Violation - Hours-Of-Service (HOS) Compliance Violation: 395.24 - HOS (ELD) - ELD FORM AND MANNER					1	
Trailer Violation - Vehicle Maintenance Violation: 396.17CPI - OPERATING A CMV WITHOUT DOCUMENTATION OF A PERIODIC INSPECTION.					4	
Power Unit Violation - Hours-Of-Service (HOS) Compliance Violation: 395.3A2HOSPD - HOS (PROPERTY) - DRIVING BEYOND THE 14 HOUR AFTER COMING ON DUTY FOLLOWING 10 CONSECUTIVE HOURS OFF DUTY DURING THE CURRENT 8 CONSECUTIVE DAY PERIOD. DATE & TIME:					7	
Trailer Violation - Vehicle Maintenance Violation: 393.75A1TEPBM - TIRES - EXPOSED PLY OR BELT MATERIAL IN TREAD OR SIDEWALL AREA.					8	
Power Unit Violation - Vehicle Maintenance Violation: 396.17CPI - OPERATING A CMV WITHOUT DOCUMENTATION OF A PERIODIC INSPECTION.					4	
Only the first 20 inspections are shown. See the live report for more data.						

Crash Hot Spots ToC					
State	Level 1 (lowest crash frequency)	Level 2	Level 3	Level 4	Level 5 (highest crash frequency)
Colorado	1	0	0	0	0
New Mexico	1	0	0	0	0
Total	2	0	0	0	0
Company Level: 1					

Equipment and Driver Details ToC						
	Equipment (Owned/Leased/Trip)			Driver Details		
MCS-150 Date	Tractors	Straight Trucks	Trailers	CDL's	Interstate	Intrastate
09/04/2025	1/0/0	0/0/0	0/0/0	1	1	0
12/17/2024	1/0/0	0/0/0	0/0/0	1	2	0
12/15/2024	1/0/0	0/0/0	1/0/0	1	0	0

Chameleon Type 1 - Chameleon issues highlighted in RED ToC										
DOT	Legal Name	MCS-150 Date	Physical Address	Mailing Address	Company Rep 1	Company Rep 2	Phone	Fax	Cell Phone	Email
3808661	KRISH TRUCKING INC	01/19/2024	2749 TWIN OAKS LN, SAN JOSE, CA, 95127	2749 TWIN OAKS LN, SAN JOSE, CA, 95127	VARUN SHARMA		(408)-506-1058		(408)-506-1058	VARUNSHARMA649@YAHOO.COM
3583469	9961682 CANADA INC	03/08/2021	74 BAHA CRESCENT, BRAMPTON, ON, L7A 2J4	74 BAHA CRESCENT, BRAMPTON, ON, L7A 2J4	VARUN SHARMA		(647)-244-6065			VARUNS.PBI@GMAIL.COM
3041945	PUSHPINDER KAUR	06/03/2018	7463 POWER INN RD APT B, SACRAMENTO, CA, 95828	7463 POWER INN RD APT B, SACRAMENTO, CA, 95828-4489	PUSHPINDER KAUR	VARUN SHARMA	(916)-747-8975	(916)-588-4365	(916)-747-8975	

Chameleon Type 2 ToC						
VIN	Unit Type	Inspection Date	DOT No	Company Name	City	State