



## Table of Contents

1. Overview	2. BASIC Scores History
3. BASIC Measures	4. KPI: BASIC Measures by Cargo Group
5. Estimated ISS Score	6. Investigation Results
7. Penalties History	8. Acute Critical Violations
9. Red Flag Violation Details	10. DOT Registration Information
11. DOT MCS-150 History	12. Crash Summary
13. Inspection Summary	14. KPI: Inspection Viol OOS Rates by Cargo Group
15. FHWA Registration Information	16. FHWA Insurance Information
17. FHWA Authorities	18. Severe Violations
19. Violation Report	20. Violation Summary
21. Violation Enforcement Chronology	22. Inspection Violations & OOS Counts
23. Radius Of Operation	24. Inspection & Crash Locations
25. Cargo Hot Spots	26. Inspection Violations & OOS Chronology
27. Percent of Insp & Crash by State	28. VIN Insp Summary by State
29. Violations By Unit Type	30. Equipment Ownership
31. Equipment Details	32. Vehicle Age
33. States of Power Unit Registrations	34. Equipment Acquisitions
35. Driver Details	36. Shared VIN Summary
37. Shipper Table	38. Safety Summary
39. Safety Details	40. Crash Detail Color Coded
41. Inspections with Shared Equipment	42. Inspection Tabular Details
43. Inspection Summary By Month	44. VIN Inspection Violation Details
45. Inspection History	



**Business Address**

5443 COLLEGE OAK DR APT 22  
SACRAMENTO, CA  
95841

**Contact Info**

(916)-708-5663  
PLUSONETRANS@GMAIL.COM

**FHWA Address**

5443 COLLEGE OAK DR APT 22  
SACRAMENTO, CA, 95841  
Phone: (916)-708-5663

**Mailing Address**

5443 COLLEGE OAK DR APT 22  
SACRAMENTO, CA  
95841-5102

**Overview ToC**

**Operating Status:** NOT AUTHORIZED Intrastate operations. \*Please Note: NOT AUTHORIZED does not apply to Private or 2 other companies viewed this DOT in the past two months  
**Crash/PU ratio:** 0.0%  
**Clean Inspection ratio:** No inspections

**Estimated BASIC Scores (as of 3/28/2025)**

	Unsafe Driving	Hours of Service	Driver Fitness	Controlled Sub. and Alcohol	Vehicle Maintenance	HM Compliance	Crash
<b>Relative Scores</b>	0% ○	0% ○	0% ○	0% ○	0% ○	0% ○	0% ○
<b>Alert Status</b>	No	No	No	No	No	No	No



**Estimated Inspection Selection System (ISS) Score: 63**  
**Category: Optional Inspect**

\* The Estimated ISS score is based on Insufficient Data Algorithm \*

**BASIC Scores History - Unsafe Driving ToC**

There are no Scores for this BASIC

**BASIC Scores History - Hours of Service ToC**

There are no Scores for this BASIC

**BASIC Scores History - Driver Fitness ToC**

There are no Scores for this BASIC

**BASIC Scores History - Controlled Substance ToC**

There are no Scores for this BASIC



**BASIC Scores History - Vehicle Maintenance ToC**

There are no Scores for this BASIC

**BASIC Scores History - Crash ToC**

There are no Scores for this BASIC

**BASIC Scores History - Hazmat ToC**

There are no Scores for this BASIC

**BASIC Measures: Violation Points per Inspection Trends ToC**

No inspection violations

**BASIC Measures \* - Table ToC**

UD-Unsafe Driving, HOS-Hours of Service, DF-Driver Fitness, CS-Controlled Substances, VM-Vehicle Maintenance

Date	UD Measure	UD AC	UD with Viol	HOS Measure	HOS AC	HOS with Viol	DF Measure	DF AC	DF with Viol	CS Measure	CS AC	CS with Viol	VM Measure	VM AC	VM with Viol
03/2025	0.00	N	0	0.00	N	0	0.00	N	0	0.00	N	0	0.00	N	0
02/2025	0.00	N	0	0.00	N	0	0.00	N	0	0.00	N	0	0.00	N	0
01/2025	0.00	N	0	0.00	N	0	0.00	N	0	0.00	N	0	0.00	N	0

\* BASIC Measures are the absolute SMS scores that are compared within each Safety Event Group to determine the BASIC Score percentiles.

**KPI: BASIC Measures by Fleet Size and Cargo Group ToC**

Fleet Size: 1-5 PUs

Cargo Group (Companies)	Unsafe Driving		Hours of Service		Driver Fitness		Controlled Substance		Vehicle Maintenance		HM Compliance		Crash	
	Avg.	Comp. to Avg.	Avg.	Comp. to Avg.	Avg.	Comp. to Avg.	Avg.	Comp. to Avg.	Avg.	Comp. to Avg.	Avg.	Comp. to Avg.	Avg.	Comp. to Avg.
Bulk Goods (250895)	0.75	Better	0.21	Better	0.13	Better	0.01	Better	1.68	Better	0.01	Better	0.06	Better
General Freight (487888)	0.77	Better	0.22	Better	0.20	Better	0.02	Better	1.88	Better	0.01	Better	0.06	Better
Refrigerated (63982)	1.48	Better	0.55	Better	0.16	Better	0.02	Better	2.58	Better	0.01	Better	0.11	Better
PLUS ONE TRANSPORTATION INC	0.00		0.00		0.00		0.00		0.00		0.00		0.00	

**Estimated ISS Score:** 63 Optional Inspect ToC About the Inspection Selection System

**Estimated ISS Score History - Table ToC**

Date	Estimated ISS Score	Recommendation	Algorithm
03/28/2025	63	Optional Inspect	Insufficient Data Algorithm
02/28/2025	63	Optional Inspect	Insufficient Data Algorithm
01/31/2025	63	Optional Inspect	Insufficient Data Algorithm



## Investigation Results [ToC](#)

No Investigations reported on FMCSA website

## Penalties History [ToC](#)

There is a problem with the Penalties data on FMCSA website.

## Acute Critical Violations (Based on Investigations as per CSA Methodology Appendix A) [ToC](#)

No Data

No red flag violations in the last 24 months

DOT Registration Information: The following information on this specific DOT # is from the Federal DOT (as of Operating Authority)					
DOT Registration: 01/03/2025		Total Power Units: 1		Total Trucks: 1	
		Total Trailers: 1		Total Passenger Vehicles: 0	
Status	Entity Type	Organization Type	Nation	Total Cars	Drivers / CDL Drivers
A	C	-	US	0	1 / 1
MCS-150 Date	Op Codes	Shipper Op Codes	Shipper HazMat Op Codes	Latest Review Type	Latest Review Document Number(Date)
01/03/2025	A				()
MCS-150 Mileage (Year)	Record Update Date	Transports Hazmats	DOT Census Date	Recordable Accident Rate	Preventable Accident Rate
()*	01/03/2025	N		0%	0%
MCS-151 Mileage	Safety Rating (Date)	SEA Accident	SEA Driver	SEA Vehicle	SEA Management
0	None (None)	0%	0%	0%	0%
Classification Codes		Cargo Carried (per MCS-150)			
Authorized-For-Hire		General Freight, Fresh Produce, Refrigerated foods			

DOT MCS-150 History <a href="#">ToC</a>			(as of 01/06/2025 DOT census)						
Census Date	MCS-150 Date	MCS-150 Mileage	VMT Year	Power Units	Drivers	Trailers	Company Rep1	Company Rep2	Email
1/6/2025	1/3/2025	0		1	1	-	SURJIT SINGH		

## Crash Summary Chart [ToC](#)Crashes Summary - Chart (based on all available crash data)

No Data



Crashes Summary - Table (based on all available crash data) ToC										
	TOTAL	Last 6 months	7-12 months	13-18 months	19-24 months	25-30 months	30-36 months	37-41 months	42-48 months	Over 49 months
Total Reportable	0	0	0	0	0	0	0	0	0	0
Fatalities	0	0	0	0	0	0	0	0	0	0
Injuries	0	0	0	0	0	0	0	0	0	0
Tow Away	0	0	0	0	0	0	0	0	0	0
With Citations	0	0	0	0	0	0	0	0	0	0
Federal Recordable	0	0	0	0	0	0	0	0	0	0
Preventable	0	0	0	0	0	0	0	0	0	0
Crash per Pwr Unit	-	0.0%	0.0%	0.0%	0.0%	0.0%	0.0%	0.0%	0.0%	-

Inspection Summary ToC			
The following inspection information is based on results for 24 months prior to: 04/10/2025. Please note that the total inspections number is not necessarily the total of the vehicle, driver and hazmat inspections, as one inspection may have included any combination of the below inspections.			
Overall	Vehicle	Driver	Hazmat
(Please note that the total inspections number is not necessarily the total of the vehicle, driver and hazmat inspections, as one inspection may have included any combination of the below inspections)  Total Inspections: 0 Total Out of Service: 0  Out of Service: 0% National Average: 21.01% Difference: -21.01%	Total Inspections: 0 Total Out of Service: 0  Out of Service: 0.00% National Average: 25.19% Difference: -25.19%	Total Inspections: 0 Total Out of Service: 0  Out of Service: 0.00% National Average: 6.59% Difference: -6.59%	Total Inspections: 0 Total Out of Service: 0  Out of Service: 0.00% National Average: 2.96% Difference: -2.96%

KPI: Inspection Viol OOS Rates by Cargo Group <span>ToC</span>								
Cargo Group	OVERALL		VEHICLE		DRIVER		HAZMAT	
	Average	Compared to Average	Average	Compared to Average	Average	Compared to Average	Average	Compared to Average
PLUS ONE TRANSPORTATION INC	0%		0%		0%		0%	
No data								

FHWA Registration Information: The following data on this Motor Carrier is from the Federal Hwy Administration (as of 1/23/2025)								
Docket Number	DOT Number	Company Name	DBA Name	Address	City	State	Country	ZIP Code
MC1696434	4341588	PLUS ONE TRANSPORTATION INC		5443 COLLEGE OAK DR APT 22	SACRAMENTO	CA	US	95841
Phone Number	Fax Number	Mail Address	Mail City	Mail State	Mail Contry	Mail ZIP Code	Mail Phone Number	Mail Fax Number
(916)-708-5663		5443 COLLEGE OAK DR APT 22	SACRAMENTO	CA	US	95841-5102		
Date of Last Change	Freight	Passenger	Household Goods	Active Authority	Pending Authority	Revocation Pending Authority		
1/23/2025	Y	N	N	/	/ Common /	/		

Insurance Required (as of 04/11/2025) ToC			
Docket Number	Insurance Type	Insurance Required	Insurance on File
MC1696434	BIPD	\$750k	\$0k
MC1696434	Cargo	No	No
MC1696434	Bond	No	No



**Active / Pending Insurance (as of 04/11/2025)**

No Data

**Insurance History (as of 04/11/2025)**

No Data for Insurance History (as of 04/11/2025)

**FHWA Authorities (as of 04/11/2025) [ToC](#)**

Docket#	L&I Name	Active Authority	Inactive Authority	Pending Authority	Revocation Pending Authority	Freight	Passenger	Household Goods
MC1696434	PLUS ONE TRANSPORTATION INC			Common /		Yes	No	No

**Authority History (as of 04/11/2025)**

No Data for Authority History (as of 04/11/2025)

**Severe Violations (i.e. those with >= 8 points) - Chart [ToC](#)**

No Data

**Severe Violations (i.e. those with >= 8 points) - Table**

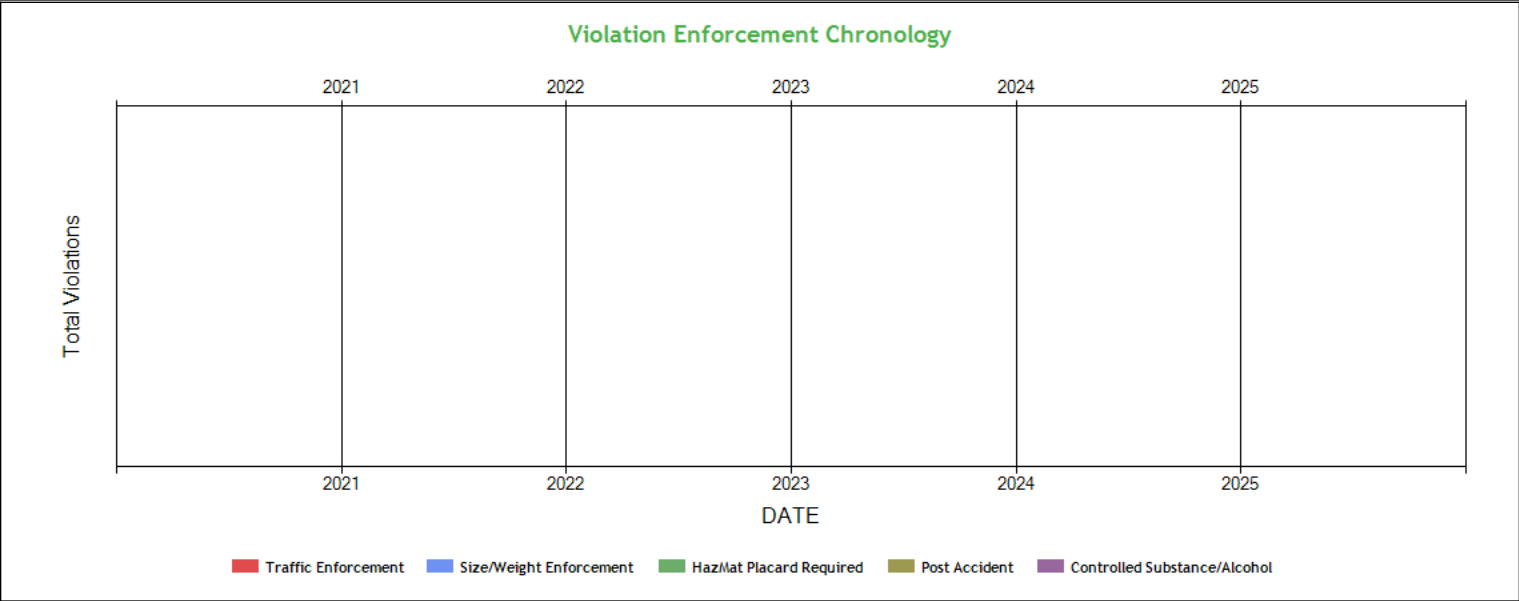
No Data

No data for Violation Report [ToC](#)

No data for Violation Summary



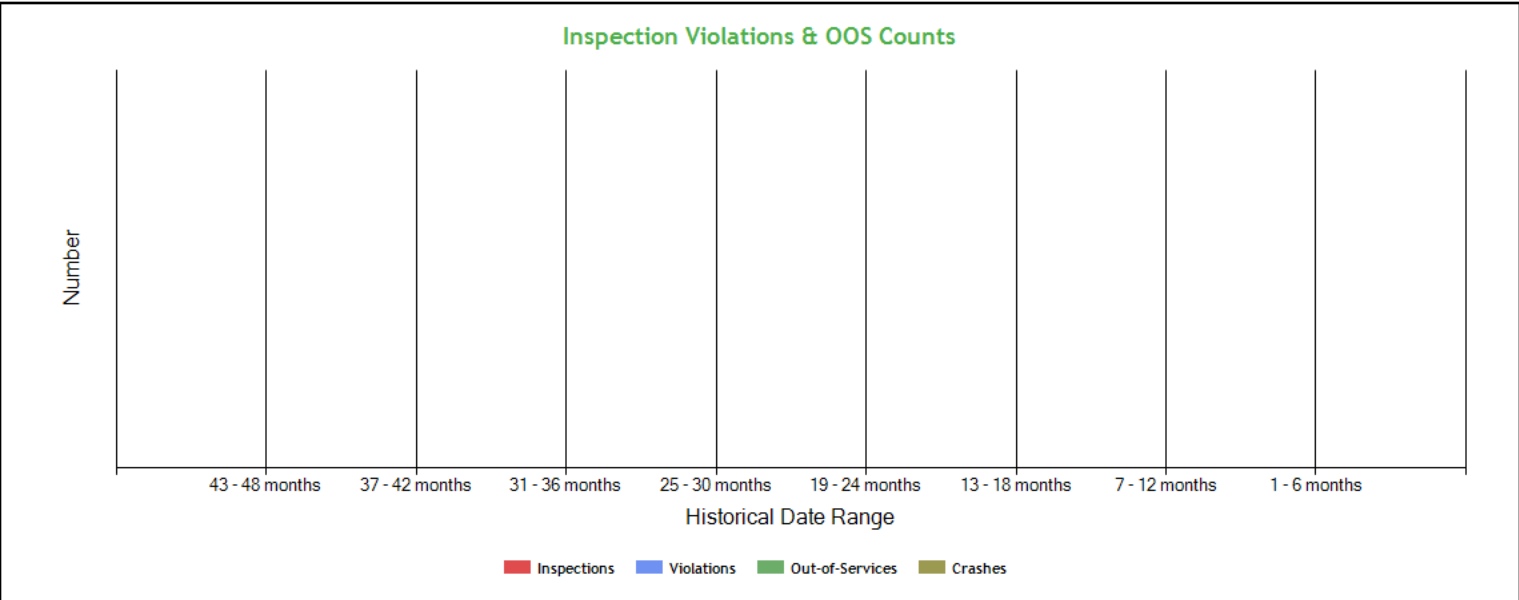
**Violation Enforcement Chronology - Chart**    **ToC**



**Violation Enforcement Chronology - Table**    **ToC**

	2021	2022	2023	2024	2025
Traffic Enforcement	0	0	0	0	0
Size/Weight Enforcement	0	0	0	0	0
HazMat Placard Required	0	0	0	0	0
Post Accident	0	0	0	0	0
Controlled Substance/Alcohol	0	0	0	0	0

**Inspection Violations & OOS Counts - Chart**    **ToC**





### Inspection Violations & OOS Counts - Table ToC

Date Range	Inspections	Violations	Out-of-Services	Crashes
TOTAL	0	0	0	0
1 - 6 months	0	0	0	0
7 - 12 months	0	0	0	0
13 - 18 months	0	0	0	0
19 - 24 months	0	0	0	0
25 - 30 months	0	0	0	0
31 - 36 months	0	0	0	0
37 - 42 months	0	0	0	0
43 - 48 months	0	0	0	0

### Radius of Operation (based on Inspections and Crashes during the past 3 years) ToC

No Data

### Inspection & Crash Locations - Chart ToC

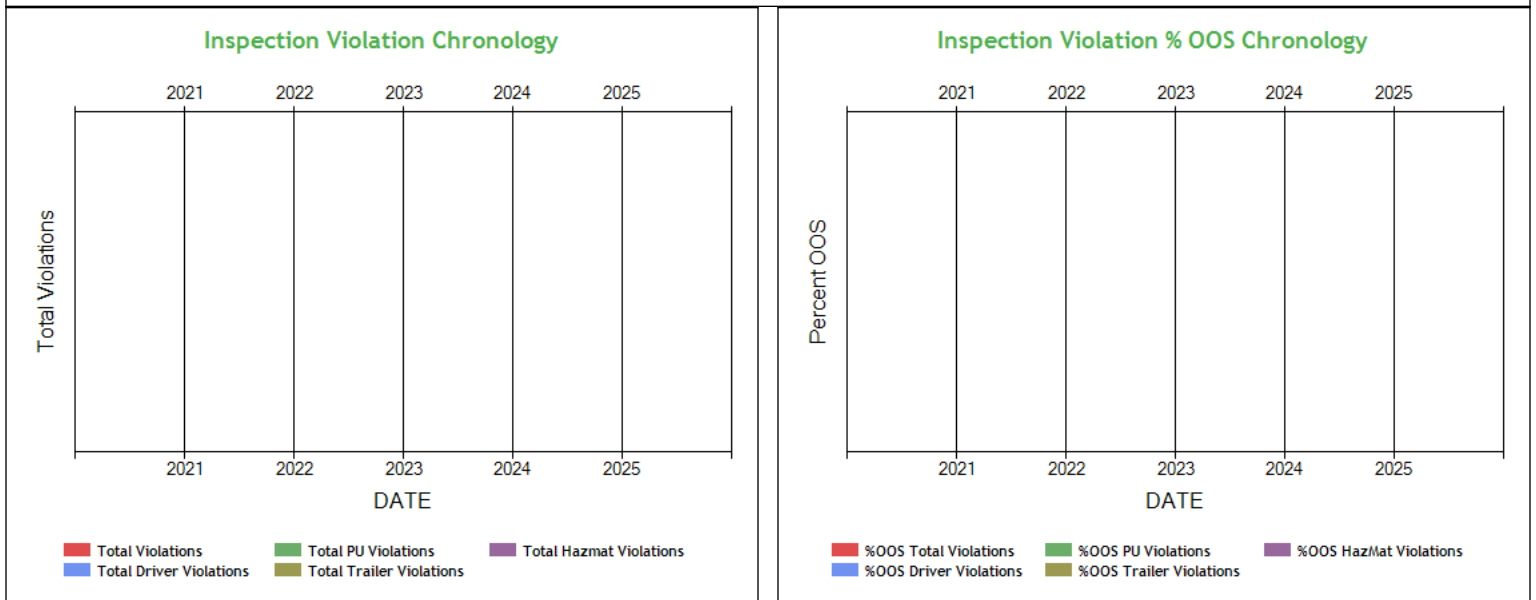
No Data

### Inspection & Crash Locations - Table ToC

No Data

No hot spot data in the last 12 months

### Inspection Violation % OOS Chronology - Chart ToC







**Inspection Violation % OOS Chronology - Table** [ToC](#)

	2021	2022	2023	2024	2025
Total Violations	0	0	0	0	0
Total Out Of Services	0	0	0	0	0
%OOS Total Violations	0	0	0	0	0
Total Driver Violations	0	0	0	0	0
Total Driver Out Of Services	0	0	0	0	0
%OOS Driver Violations	0	0	0	0	0
Total PU Violations	0	0	0	0	0
Total PU Out Of Services	0	0	0	0	0
%OOS PU Violations	0	0	0	0	0
Total Trailer Violations	0	0	0	0	0
Total Trailer Out Of Services	0	0	0	0	0
%OOS Trailer Violations	0	0	0	0	0
Total Hazmat Violations	0	0	0	0	0
Total Hazmat Out Of Services	0	0	0	0	0
%OOS HazMat Violations	0	0	0	0	0

**Percent of Insp & Crash by State - Chart** [ToC](#)

No Data

**Percent of Insp & Crash by State - Table** (based on Inspection data from the last 4 years) [ToC](#)

State	Inspections		Violations		Out-of-Services		Crashes	
	Total	Percent	Total	Percent	Total	Percent	Total	Percent
	0	100	0	100	0	100	0	100

**VIN Insp Summary by State** (based on inspection from the last 2 years) [ToC](#)

No data

**Violations By Unit Type** [ToC](#)

# of Violations: 0 Total Severity: 0

**Equipment Ownership** [ToC](#) **Equipment Ownership** (based on MCS-150 dated 1/3/2025)

	Trucks	Tractors	Trailers	Motor Coaches	Vans
Owned	0	1	0	0	0
Term Leased	0	0	1	0	0
Trip Leased	0	0	0	0	0
Total No.	0	1	1	0	0

No Equipment Details data

No Vehicle Age data

**States of Power Unit Registrations** (based on Inspection results for the last 4 years) [ToC](#)

No Data



**Equipment Acquisitions - Table** [ToC](#)

	Power Units inspected for 1st time in past 12 months	Power Units inspected for 1st time in past 24 months	Power Units inspected during entire date range		Trailers inspected for 1st time in past 12 months	Trailers inspected for 1st time in past 24 months	Trailers inspected during entire date range
Unique VINs	0	0	0		0	0	0
Unique License Plates	0	0	0		0	0	0
License Plate States	0	0	0		0	0	0

**Driver Details** [ToC](#)**Driver Details** (based on MCS-150 dated 1/3/2025)

	Within 100 mi	Beyond 100 mi	TOTAL
# Drivers Interstate	0	1	1
# Drivers Intrastate	0	0	0
TOTAL	0	1	/
Avg. # Trip Lease Drivers/Mo: 0 # Drivers Grand Total: 1 # Drivers Commercially Licensed: 1			

**Shared VIN Summary** [ToC](#)

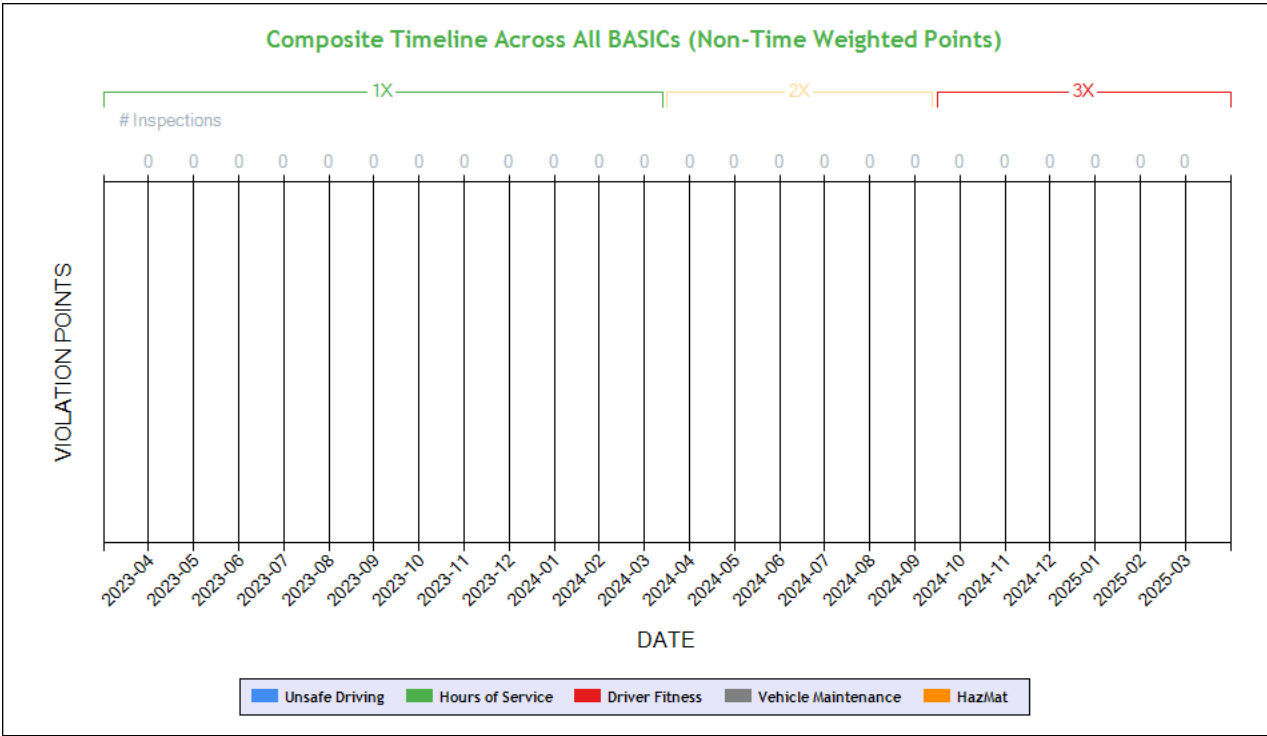
**No Data**

**SHIPPERS DETAIL** [ToC](#) based on Inspection results for the last 4 years

**No Data**



**Carrier Underwriting Report Safety Summary ToC**



**Time-Weighted Violation Points - no data available to draw a chart**  
**Time-Weighted Violation Points by Vehicle - no data available to draw a chart**

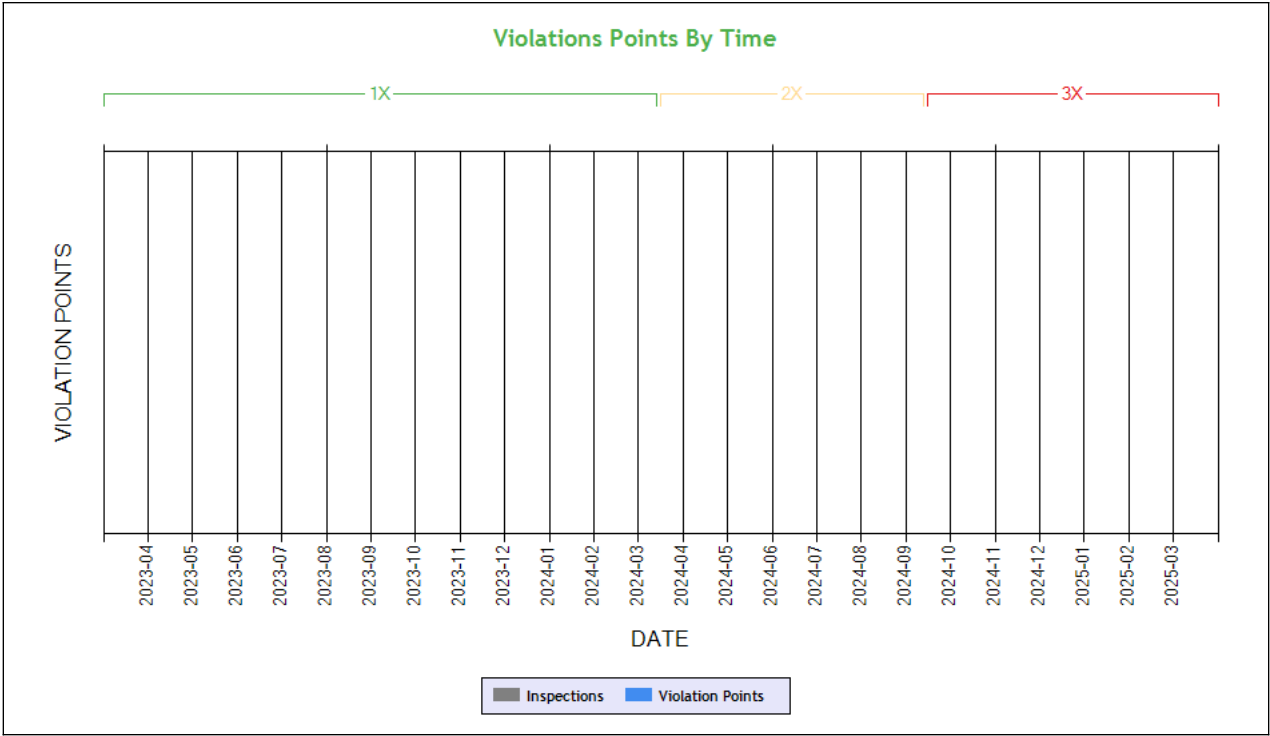
See the Excel file for the complete analysis # Violations is in (1-6/7-12/13-24mo)

Shaded = Out Of Service Violation		
Violation Group		
Violation Description	Total Time-weighted Points by VIN	% of Total Time-weighted Points by VIN
Driver Resp		
Total Time-weighted Points		
% Total Time-Wt Pts		



**SAFETY ANALYSIS    ToC**

**Unsafe Driving**



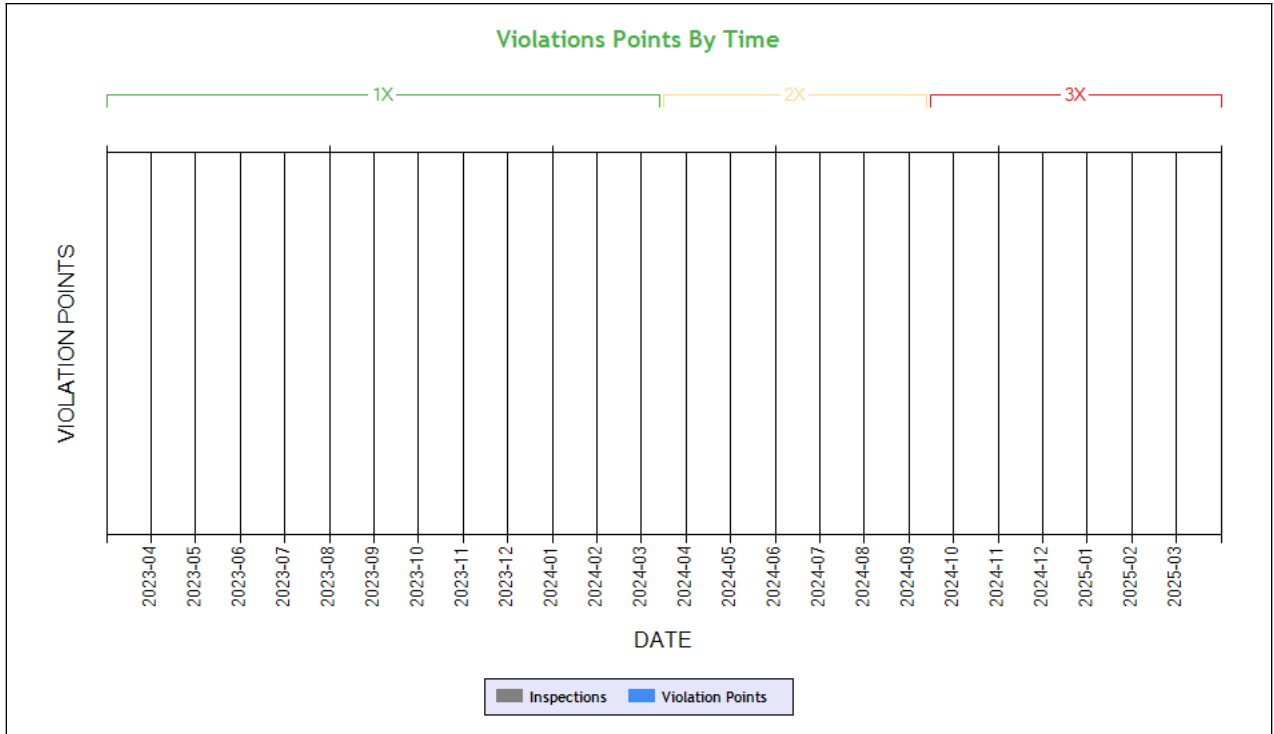
Time-Weighted Violation Points - no data available to draw a chart  
Time-Weighted Severity Points by Vehicle - no data available to draw a chart

See the Excel file for the complete analysis # Violations is in (1-6/7-12/13-24mo)

Shaded = Out Of Service Violation		
Violation Group		
Violation Description	Total Time-weighted Points by VIN	% of Total Time-weighted Points by VIN
Driver Resp		
Total Time-weighted Points		
% Total Time-Wt Pts		

**HOS Compliance**

Time-Weighted Violation Points - no data available to draw a chart  
Time-Weighted Severity Points by Vehicle - no data available to draw a chart



**Carrier Software**  
 1-800-646-5152  
 info@CarrierSoftware.com

**CONFIDENTIAL - Intended for use by Amerigo Insurance Agency - Date: 4/11/2025**  
**PLUS ONE TRANSPORTATION INC - DOT# 4341588 / MC1696434**

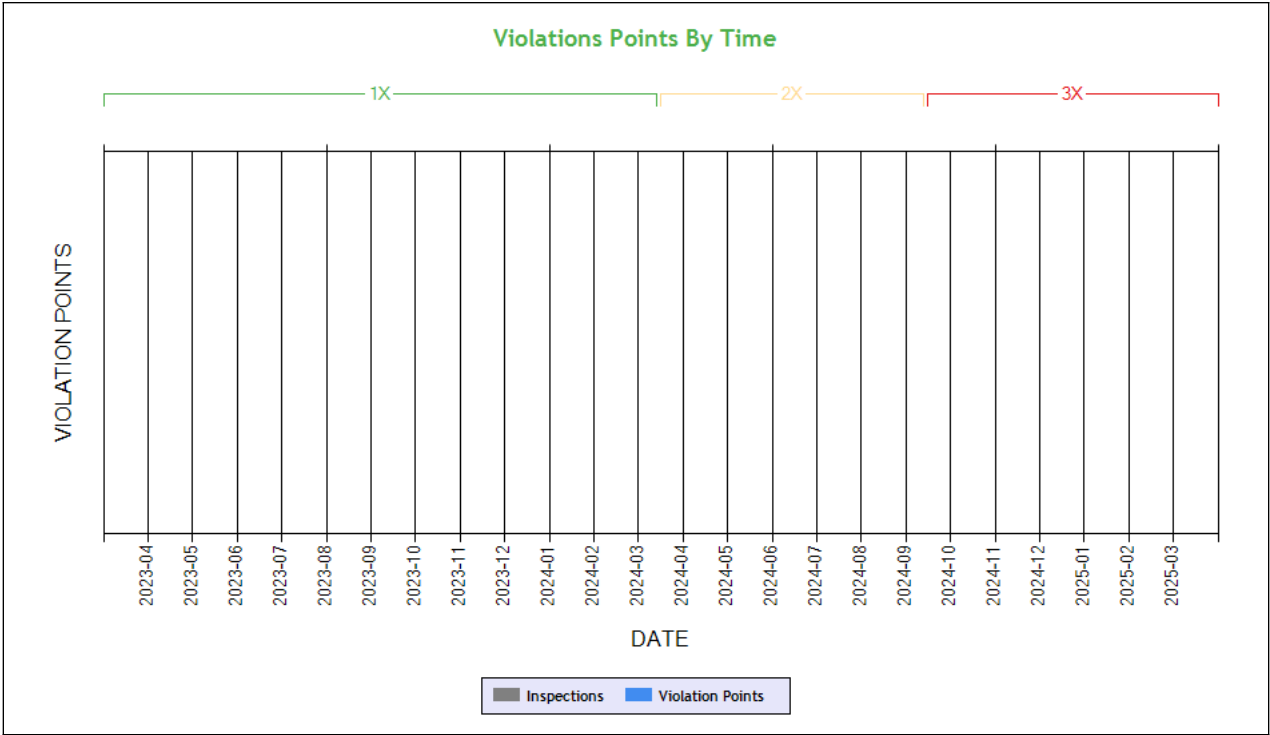
See the Excel file for the complete analysis

# Violations is in (1-6/7-12/13-24mo)

Shaded = Out Of Service Violation		
Violation Group		
Violation Description	Total Time-weighted Points by VIN	% of Total Time-weighted Points by VIN
Driver Resp		
Total Time-weighted Points		
% Total Time-Wt Pts		



**Driver Fitness**



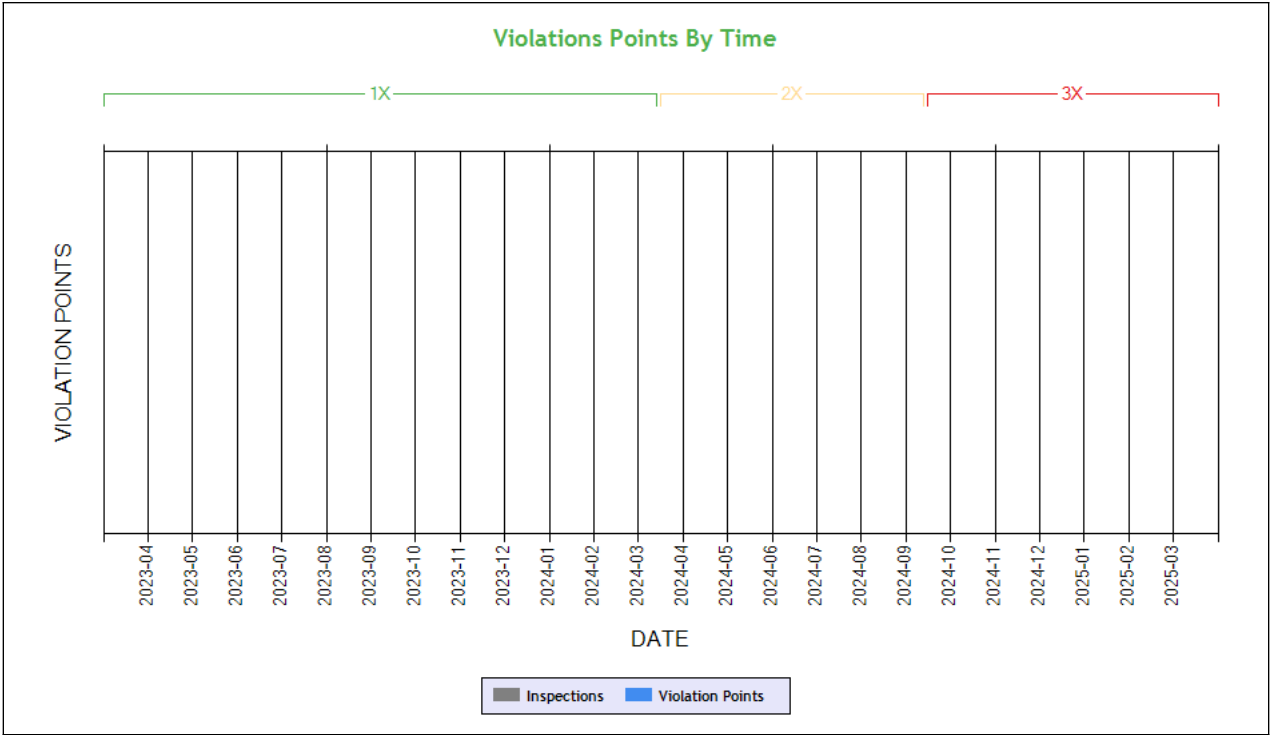
Time-Weighted Violation Points - no data available to draw a chart  
Time-Weighted Severity Points by Vehicle - no data available to draw a chart

See the Excel file for the complete analysis # Violations is in (1-6/7-12/13-24mo)

Shaded = Out Of Service Violation		
Violation Group		
Violation Description	Total Time-weighted Points by VIN	% of Total Time-weighted Points by VIN
Driver Resp		
Total Time-weighted Points		
% Total Time-Wt Pts		



Vehicle Maintenance



Time-Weighted Violation Points - no data available to draw a chart  
Time-Weighted Severity Points by Vehicle - no data available to draw a chart

See the Excel file for the complete analysis # Violations is in (1-6/7-12/13-24mo)

Shaded = Out Of Service Violation		
Violation Group		
Violation Description	Total Time-weighted Points by VIN	% of Total Time-weighted Points by VIN
Driver Resp		
Total Time-weighted Points		
% Total Time-Wt Pts		

COLOR CODED CRASH TABLE ToC

No crashes have been reported by the DOT on this Motor Carrier  
**INSPECTIONS WITH SHARED EQUIPMENT:**  
No Data



**Carrier Software**  
1-800-646-5152  
info@CarrierSoftware.com

**CONFIDENTIAL - Intended for use by Amerigo Insurance Agency - Date:**  
**4/11/2025**

**PLUS ONE TRANSPORTATION INC - DOT# 4341588 / MC1696434**

**INSPECTION DETAILS for ALL Inspections**

**No Data**

**No data for Inspection Summary By Month**

**No data for Inspection Summary By Month**

**No Inspection History**