



## Table of Contents

1. Overview	2. BASIC Scores History
3. BASIC Measures	4. KPI: BASIC Measures by Cargo Group
5. Estimated ISS Score	6. Investigation Results
7. Penalties History	8. Acute Critical Violations
9. Red Flag Violation Details	10. DOT Registration Information
11. DOT MCS-150 History	12. Crash Summary
13. Inspection Summary	14. KPI: Inspection Viol OOS Rates by Cargo Group
15. FHWA Registration Information	16. FHWA Insurance Information
17. FHWA Authorities	18. Severe Violations
19. Violation Report	20. Violation Summary
21. Violation Enforcement Chronology	22. Inspection Violations & OOS Counts
23. Radius Of Operation	24. Inspection & Crash Locations
25. Cargo Hot Spots	26. Inspection Violations & OOS Chronology
27. Percent of Insp & Crash by State	28. VIN Insp Summary by State
29. Violations By Unit Type	30. Equipment Ownership
31. Equipment Details	32. Vehicle Age
33. States of Power Unit Registrations	34. Equipment Acquisitions
35. Driver Details	36. Shared VIN Summary
37. Shipper Table	38. Safety Summary
39. Safety Details	40. Crash Detail Color Coded PDF
41. Inspections with Shared Equipment	42. Inspection Tabular Details
43. Inspection Summary By Month	44. VIN Inspection Violation Details
45. Inspection History	46. Crash Hot Spots
47. DOT MCS-150 History Equipment and Driver Details	48. Chameleon



**Business Address**

685 MARCUS ST  
MERCED, CA  
95341

**Contact Info**

(707)-631-7502  
  
KPTRANZINC@GMAIL.COM

**FHWA Address**

685 MARCUS ST  
MERCED, CA, 95341  
  
Phone: (707)-631-7502

**Mailing Address**

685 MARCUS ST  
MERCED, CA  
95341

**Overview ToC**

**Operating Status:** AUTHORIZED FOR Property  
2 other companies viewed this DOT in the past two months  
**Crash/PU ratio:** 0.0%  
**Clean Inspection ratio:** No inspections

**Estimated BASIC Scores (as of 11/28/2025)**

	Unsafe Driving	Hours of Service	Driver Fitness	Controlled Sub. and Alcohol	Vehicle Maintenance	HM Compliance	Crash
<b>Relative Scores</b>	0% ○	0% ○	0% ○	0% ○	0% ○	0% ○	0% ○
<b>Alert Status</b>	No	No	No	No	No	No	No



**Estimated Inspection Selection System (ISS) Score: 64**  
**Category: Optional Inspect**

\* The Estimated ISS score is based on Insufficient Data Algorithm \*

**BASIC Scores History - Unsafe Driving ToC**

There are no Scores for this BASIC

**BASIC Scores History - Hours of Service ToC**

There are no Scores for this BASIC

**BASIC Scores History - Driver Fitness ToC**

There are no Scores for this BASIC

**BASIC Scores History - Controlled Substance ToC**

There are no Scores for this BASIC



### BASIC Scores History - Vehicle Maintenance [ToC](#)

There are no Scores for this BASIC

### BASIC Scores History - Crash [ToC](#)

There are no Scores for this BASIC

### BASIC Scores History - Hazmat [ToC](#)

There are no Scores for this BASIC

### BASIC Measures: Violation Points per Inspection Trends [ToC](#)

No inspection violations

### BASIC Measures \* - Table [ToC](#)

UD-Unsafe Driving, HOS-Hours of Service, DF-Driver Fitness, CS-Controlled Substances, VM-Vehicle Maintenance

Date	UD Measure	UD AC	UD with Viol	HOS Measure	HOS AC	HOS with Viol	DF Measure	DF AC	DF with Viol	CS Measure	CS AC	CS with Viol	VM Measure	VM AC	VM with Viol
11/2025	0.00	N	0	0.00	N	0	0.00	N	0	0.00	N	0	0.00	N	0
10/2025	0.00	N	0	0.00	N	0	0.00	N	0	0.00	N	0	0.00	N	0
09/2025	0.00	N	0	0.00	N	0	0.00	N	0	0.00	N	0	0.00	N	0
08/2025	0.00	N	0	0.00	N	0	0.00	N	0	0.00	N	0	0.00	N	0
07/2025	0.00	N	0	0.00	N	0	0.00	N	0	0.00	N	0	0.00	N	0
06/2025	0.00	N	0	0.00	N	0	0.00	N	0	0.00	N	0	0.00	N	0
05/2025	0.00	N	0	0.00	N	0	0.00	N	0	0.00	N	0	0.00	N	0
04/2025	0.00	N	0	0.00	N	0	0.00	N	0	0.00	N	0	0.00	N	0
03/2025	0.00	N	0	0.00	N	0	0.00	N	0	0.00	N	0	0.00	N	0
02/2025	0.00	N	0	0.00	N	0	0.00	N	0	0.00	N	0	0.00	N	0
01/2025	0.00	N	0	0.00	N	0	0.00	N	0	0.00	N	0	0.00	N	0

\* BASIC Measures are the absolute SMS scores that are compared within each Safety Event Group to determine the BASIC Score percentiles.

### KPI: BASIC Measures by Fleet Size and Cargo Group [ToC](#)

Fleet Size: 1-5 PUs

Cargo Group (Companies)	Unsafe Driving		Hours of Service		Driver Fitness		Controlled Substance		Vehicle Maintenance		HM Compliance		Crash	
	Avg.	Comp. to Avg.	Avg.	Comp. to Avg.	Avg.	Comp. to Avg.	Avg.	Comp. to Avg.	Avg.	Comp. to Avg.	Avg.	Comp. to Avg.	Avg.	Comp. to Avg.
Bulk Goods (246911)	0.75	Better	0.20	Better	0.14	Better	0.01	Better	1.67	Better	0.01	Better	0.06	Better
General Freight (487771)	0.78	Better	0.21	Better	0.21	Better	0.01	Better	1.88	Better	0.01	Better	0.06	Better
Refrigerated (61481)	1.50	Better	0.52	Better	0.18	Better	0.02	Better	2.65	Better	0.01	Better	0.11	Better
KP TRANZ INC	0.00		0.00		0.00		0.00		0.00		0.00		0.00	

Estimated ISS Score: [64 Optional Inspect](#) [ToC About the Inspection Selection System](#)



**Estimated ISS Score History - Table ToC**

Date	Estimated ISS Score	Recommendation	Algorithm
11/28/2025	64	Optional Inspect	Insufficient Data Algorithm
10/31/2025	64	Optional Inspect	Insufficient Data Algorithm
09/26/2025	63	Optional Inspect	Insufficient Data Algorithm
08/29/2025	63	Optional Inspect	Insufficient Data Algorithm
07/25/2025	63	Optional Inspect	Insufficient Data Algorithm
06/30/2025	63	Optional Inspect	Insufficient Data Algorithm
05/31/2025	63	Optional Inspect	Insufficient Data Algorithm
04/25/2025	63	Optional Inspect	Insufficient Data Algorithm
03/28/2025	63	Optional Inspect	Insufficient Data Algorithm
02/28/2025	63	Optional Inspect	Insufficient Data Algorithm
01/31/2025	63	Optional Inspect	Insufficient Data Algorithm

**Investigation Results ToC**

No Investigations reported on FMCSA website

**Penalties History ToC**

There is a problem with the Penalties data on FMCSA website.

**Acute Critical Violations (Based on Investigations as per CSA Methodology Appendix A) ToC**

No Data

No red flag violations in the last 24 months

**DOT Registration Information: The following information on this specific DOT # is from the Federal DOT (as of Operating Authority**

DOT Registration: 01/08/2025		Total Power Units: 1	Total Trucks: 1	Total Trailers: 1	Total Passenger Vehicles: 0
Status	Entity Type	Organization Type	Nation	Total Cars	Drivers / CDL Drivers
A	C	-	US	0	2* / 2
MCS-150 Date	Op Codes	Shipper Op Codes	Shipper HazMat Op Codes	Latest Review Type	Latest Review Document Number(Date)
10/27/2025	A				()
MCS-150 Mileage (Year)	Record Update Date	Transports Hazmats	DOT Census Date	Recordable Accident Rate	Preventable Accident Rate
1,000 (2024)	10/27/2025	N		0%	0%
MCS-151 Mileage	Safety Rating (Date)	SEA Accident	SEA Driver	SEA Vehicle	SEA Management
0	None (None)	0%	0%	0%	0%
Classification Codes		Cargo Carried (per MCS-150)			
Authorized-For-Hire		General Freight, Fresh Produce, Refrigerated foods			

**DOT MCS-150 History ToC**

(as of 10/30/2025 DOT census)

Census Date	MCS-150 Date	MCS-150 Mileage	VMT Year	Power Units	Drivers	Trailers	Company Rep1	Company Rep2	Email
10/30/2025	10/27/2025	1000	2024	1	2	-	KARANBIR SINGH		KPTRANZINC@GMAIL.COM
3/22/2025	3/19/2025	1000	2024	1	1	-	KARANBIR SINGH		KPTRANZINC@GMAIL.COM
2/17/2025	2/1/2025	1000	2024	1	1	-	KARANBIR SINGH		KPTRANZINC@GMAIL.COM
1/11/2025	1/8/2025	0		1	1	-	KARANBIR SINGH		



## Crash Summary Chart **ToC**Crashes Summary - Chart (based on all available crash data)

No Data

### Crashes Summary - Table (based on all available crash data) **ToC**

	TOTAL	Last 6 months	7-12 months	13-18 months	19-24 months	25-30 months	30-36 months	37-41 months	42-48 months	Over 49 months
Total Reportable	0	0	0	0	0	0	0	0	0	0
Fatalities	0	0	0	0	0	0	0	0	0	0
Injuries	0	0	0	0	0	0	0	0	0	0
Tow Away	0	0	0	0	0	0	0	0	0	0
With Citations	0	0	0	0	0	0	0	0	0	0
Federal Recordable	0	0	0	0	0	0	0	0	0	0
Preventable	0	0	0	0	0	0	0	0	0	0
Crash per Pwr Unit	-	0.0%	0.0%	0.0%	0.0%	0.0%	0.0%	0.0%	0.0%	-

### Inspection Summary **ToC**

The following inspection information is based on results for 24 months prior to: 12/11/2025. Please note that the total inspections number is not necessarily the total of the vehicle, driver and hazmat inspections, as one inspection may have included any combination of the below inspections.

Overall	Vehicle	Driver	Hazmat
(Please note that the total inspections number is not necessarily the total of the vehicle, driver and hazmat inspections, as one inspection may have included any combination of the below inspections)  Total Inspections: 0 Total Out of Service: 0  Out of Service: 0% National Average: 20.65% Difference: -20.65%	Total Inspections: 0 Total Out of Service: 0  Out of Service: 0.00% National Average: 24.65% Difference: -24.65%	Total Inspections: 0 Total Out of Service: 0  Out of Service: 0.00% National Average: 6.66% Difference: -6.66%	Total Inspections: 0 Total Out of Service: 0  Out of Service: 0.00% National Average: 2.04% Difference: -2.04%

### KPI: Inspection Viol OOS Rates by Cargo Group **ToC**

Cargo Group	OVERALL		VEHICLE		DRIVER		HAZMAT	
	Average	Compared to Average	Average	Compared to Average	Average	Compared to Average	Average	Compared to Average
KP TRANZ INC	0%		0%		0%		0%	

No data

### FHWA Registration Information: The following data on this Motor Carrier is from the Federal Hwy Administration (as of 12/3/2025)

Docket Number	DOT Number	Company Name	DBA Name	Address	City	State	Country	ZIP Code
MC1697531	4343813	KP TRANZ INC		685 MARCUS ST	MERCED	CA	US	95341
Phone Number	Fax Number	Mail Address	Mail City	Mail State	Mail Contry	Mail ZIP Code	Mail Phone Number	Mail Fax Number
(707)-631-7502								
Date of Last Change	Freight	Passenger	Household Goods	Active Authority	Pending Authority	Revocation Pending Authority		
12/3/2025	Y	N	N	/ Common /	/	/		



**Insurance Required (as of 12/03/2025) ToC**

Docket Number	Insurance Type	Insurance Required	Insurance on File
MC1697531	BIPD	\$750k	\$750k
MC1697531	Cargo	No	No
MC1697531	Bond	No	No

**Active / Pending Insurance (as of 12/03/2025)**

Docket Number	Form	Type	Insurance Carrier	Policy/Surety	Coverage From	Coverage To	Required	On File	Effective Date	Cancel Date
MC1697531	91X	BIPD/Primary	KNIGHT SPECIALTY INSURANCE COMPANY	TIECA003552-00	\$0k	\$750k	\$750k	\$750k	01/16/2025	01/16/2026

**Insurance History (as of 12/03/2025)**

No Data for Insurance History (as of 12/03/2025)

**FHWA Authorities (as of 12/03/2025) ToC**

Docket#	L&I Name	Active Authority	Inactive Authority	Pending Authority	Revocation Pending Authority	Freight	Passenger	Household Goods
MC1697531	KP TRANZ INC	Common /				Yes	No	No

**Authority History (as of 12/03/2025)**

Docket Number	Sub	Auth Type	Original Action	Disposition
MC1697531		COMMON	GRANTED 1/29/2025 12:00:00 AM	

**Severe Violations (i.e. those with >= 8 points) - Chart ToC**

No Data

**Severe Violations (i.e. those with >= 8 points) - Table**

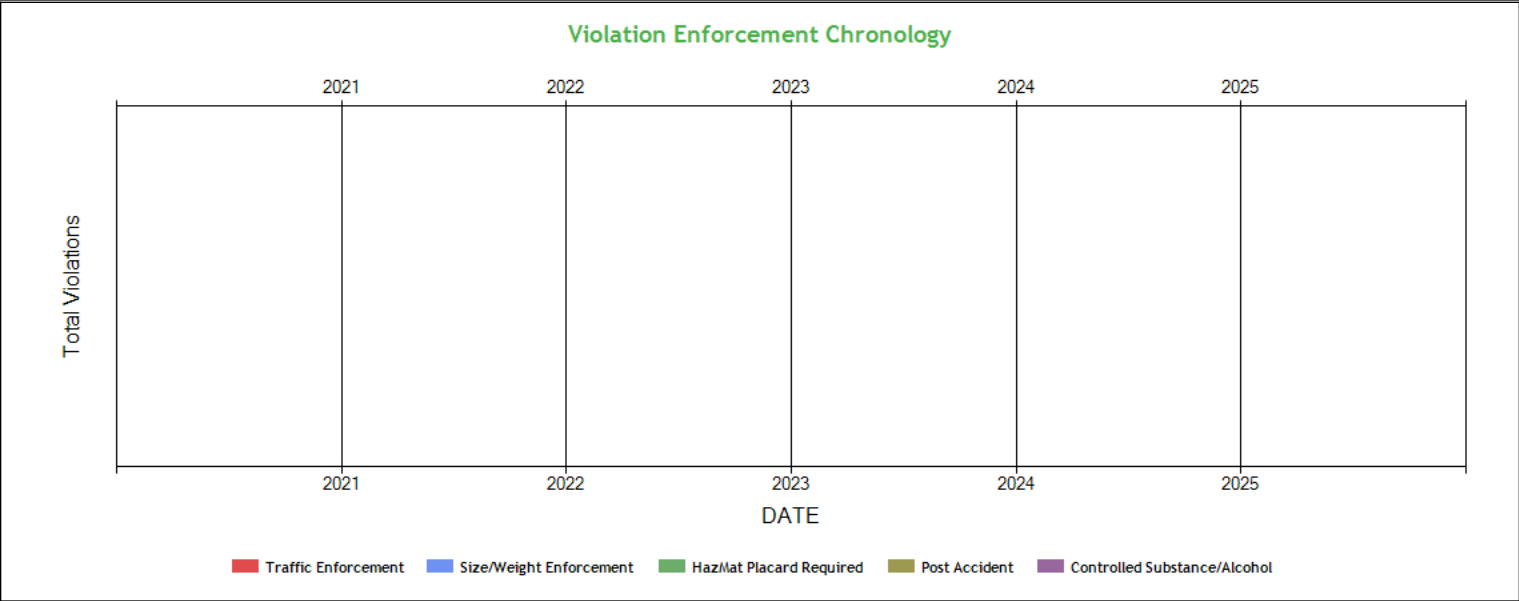
No Data

No data for Violation Report ToC

No data for Violation Summary



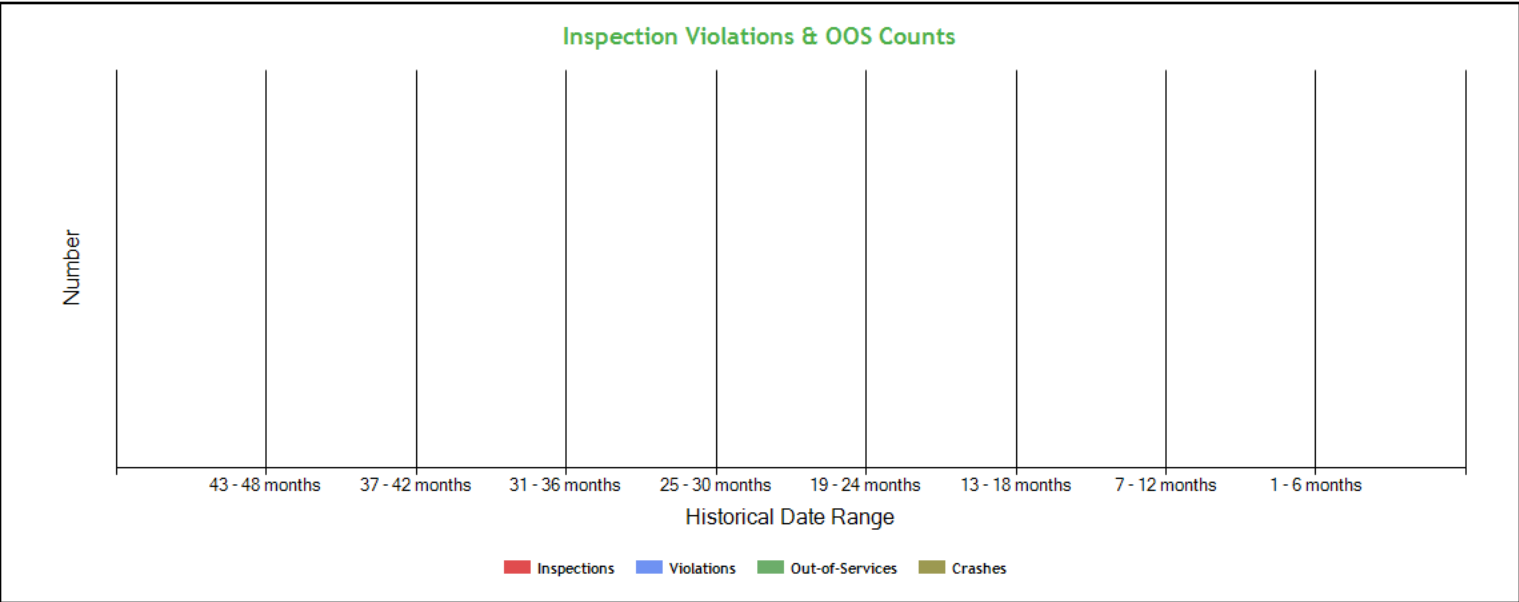
**Violation Enforcement Chronology - Chart**    **ToC**



**Violation Enforcement Chronology - Table**    **ToC**

	2021	2022	2023	2024	2025
Traffic Enforcement	0	0	0	0	0
Size/Weight Enforcement	0	0	0	0	0
HazMat Placard Required	0	0	0	0	0
Post Accident	0	0	0	0	0
Controlled Substance/Alcohol	0	0	0	0	0

**Inspection Violations & OOS Counts - Chart**    **ToC**





### Inspection Violations & OOS Counts - Table ToC

Date Range	Inspections	Violations	Out-of-Services	Crashes
TOTAL	0	0	0	0
1 - 6 months	0	0	0	0
7 - 12 months	0	0	0	0
13 - 18 months	0	0	0	0
19 - 24 months	0	0	0	0
25 - 30 months	0	0	0	0
31 - 36 months	0	0	0	0
37 - 42 months	0	0	0	0
43 - 48 months	0	0	0	0

### Radius of Operation (based on Inspections and Crashes during the past 3 years) ToC

No Data

### Inspection & Crash Locations - Chart ToC

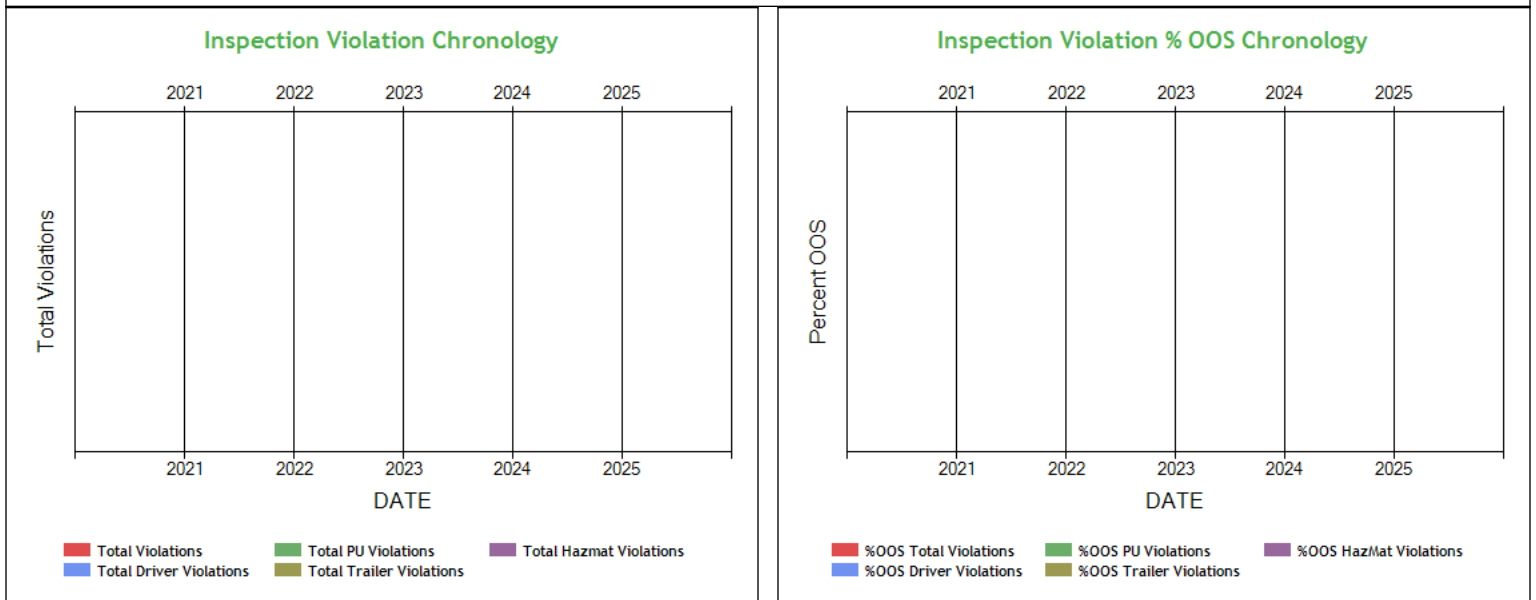
No Data

### Inspection & Crash Locations - Table ToC

No Data

No hot spot data in the last 12 months

### Inspection Violation % OOS Chronology - Chart ToC







**Inspection Violation % OOS Chronology - Table** [ToC](#)

	2021	2022	2023	2024	2025
Total Violations	0	0	0	0	0
Total Out Of Services	0	0	0	0	0
%OOS Total Violations	0	0	0	0	0
Total Driver Violations	0	0	0	0	0
Total Driver Out Of Services	0	0	0	0	0
%OOS Driver Violations	0	0	0	0	0
Total PU Violations	0	0	0	0	0
Total PU Out Of Services	0	0	0	0	0
%OOS PU Violations	0	0	0	0	0
Total Trailer Violations	0	0	0	0	0
Total Trailer Out Of Services	0	0	0	0	0
%OOS Trailer Violations	0	0	0	0	0
Total Hazmat Violations	0	0	0	0	0
Total Hazmat Out Of Services	0	0	0	0	0
%OOS HazMat Violations	0	0	0	0	0

**Percent of Insp & Crash by State - Chart** [ToC](#)

No Data

**Percent of Insp & Crash by State - Table** (based on Inspection data from the last 4 years) [ToC](#)

State	Inspections		Violations		Out-of-Services		Crashes	
	Total	Percent	Total	Percent	Total	Percent	Total	Percent
	0	100	0	100	0	100	0	100

**VIN Insp Summary by State** (based on inspection from the last 2 years) [ToC](#)

No data

**Violations By Unit Type** [ToC](#)

# of Violations: 0 Total Severity: 0

**Equipment Ownership** [ToC](#) **Equipment Ownership** (based on MCS-150 dated 10/27/2025)

	Trucks	Tractors	Trailers	Motor Coaches	Vans
Owned	0	1	1	0	0
Term Leased	0	0	0	0	0
Trip Leased	0	0	0	0	0
Total No.	0	1	1	0	0

No Equipment Details data

No Vehicle Age data

**States of Power Unit Registrations** (based on Inspection results for the last 4 years) [ToC](#)

No Data



<b>Equipment Acquisitions</b> <b>ToC</b>
Something went wrong while generating Equipment Acquisitions

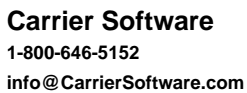
<b>Driver Details</b> <b>ToC</b> <b>Driver Details</b> (based on MCS-150 dated 10/27/2025)			
	<b>Within 100 mi</b>	<b>Beyond 100 mi</b>	<b>TOTAL</b>
# Drivers Interstate	0	2	2
# Drivers Intrastate	0	0	0
<b>TOTAL</b>	0	2	/
Avg. # Trip Lease Drivers/Mo: 0   # Drivers Grand Total: 2   # Drivers Commercially Licensed: 2			

<b>Shared VIN Summary</b> <b>ToC</b>
--------------------------------------

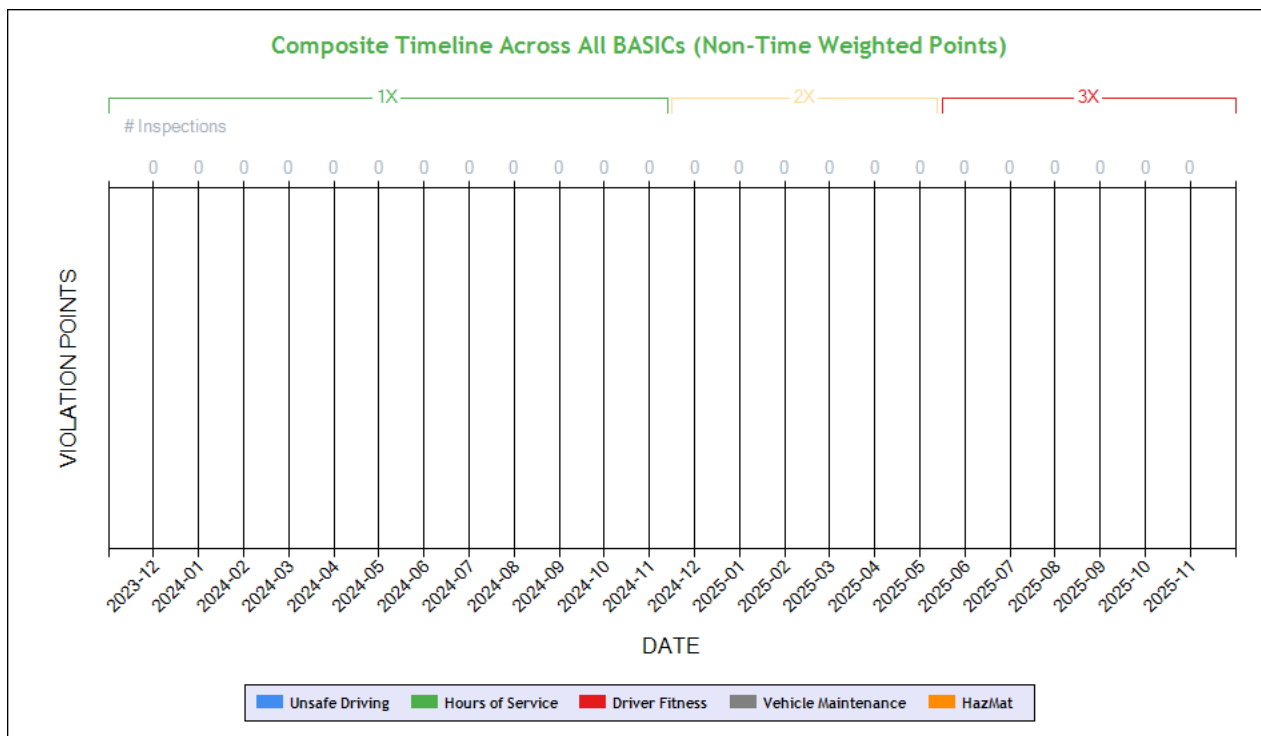
No Data

**SHIPPERS DETAIL** **ToC** based on Inspection results for the last 4 years

No Data



**KP TRANZ INC - DOT# 4343813 / MC1697531**



**Time-Weighted Violation Points by Vehicle - no data available to draw a chart**

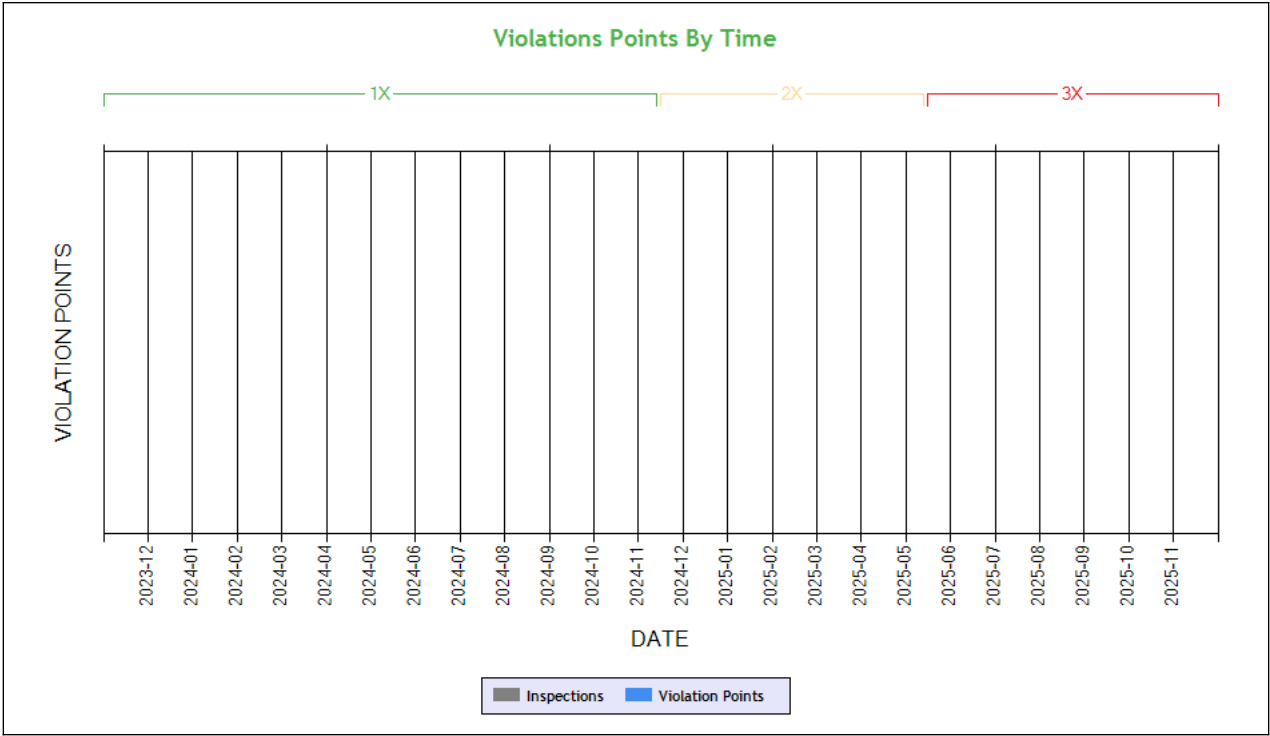
# Violations is in (1-6/7-12/13-24mo)

Shaded = Out Of Service Violation		
Violation Group		
Violation Description	Total Time-weighted Points by VIN	% of Total Time-weighted Points by VIN
Driver Resp		
Total Time-weighted Points		
% Total Time-Wt Pts		



**SAFETY ANALYSIS    ToC**

**Unsafe Driving**



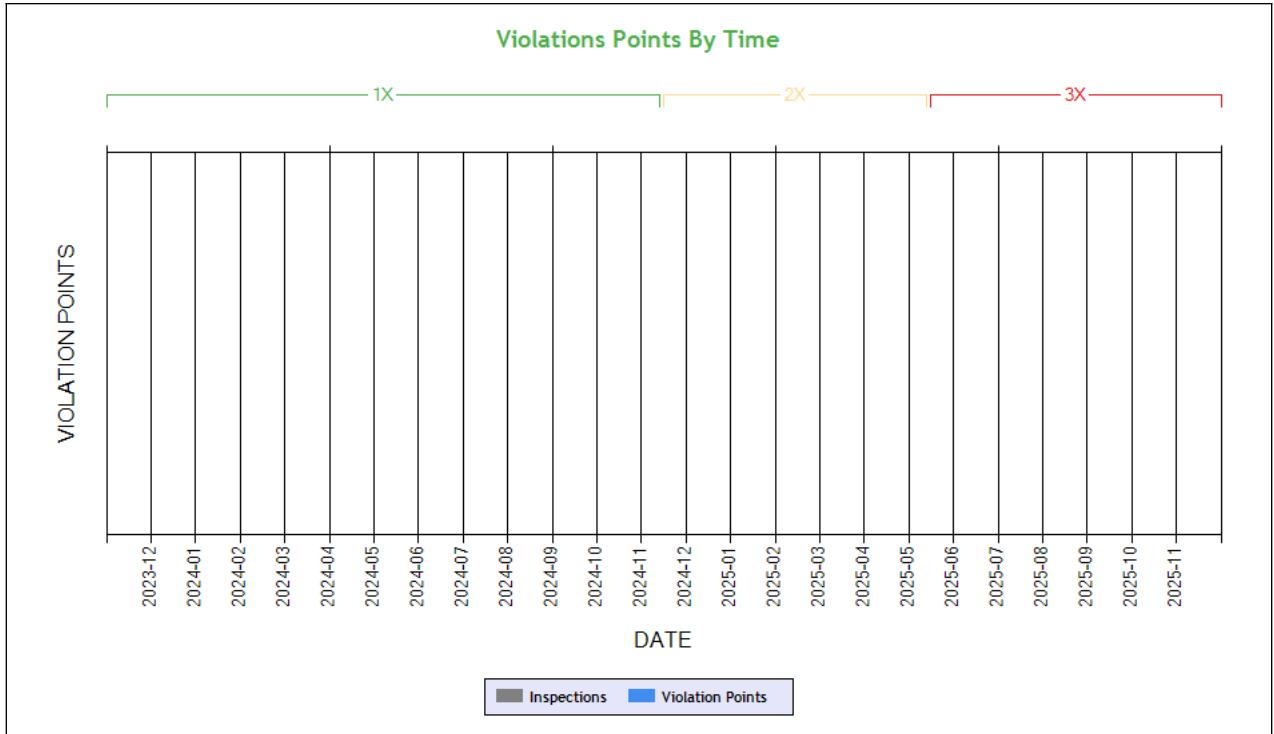
Time-Weighted Violation Points - no data available to draw a chart  
Time-Weighted Severity Points by Vehicle - no data available to draw a chart

See the Excel file for the complete analysis # Violations is in (1-6/7-12/13-24mo)

Shaded = Out Of Service Violation		
Violation Group		
Violation Description	Total Time-weighted Points by VIN	% of Total Time-weighted Points by VIN
Driver Resp		
Total Time-weighted Points		
% Total Time-Wt Pts		

**HOS Compliance**

Time-Weighted Violation Points - no data available to draw a chart  
Time-Weighted Severity Points by Vehicle - no data available to draw a chart



**Carrier Software**  
 1-800-646-5152  
 info@CarrierSoftware.com

**CONFIDENTIAL - Intended for use by Amerigo Insurance Agency - Date: 12/12/2025**

**KP TRANZ INC - DOT# 4343813 / MC1697531**

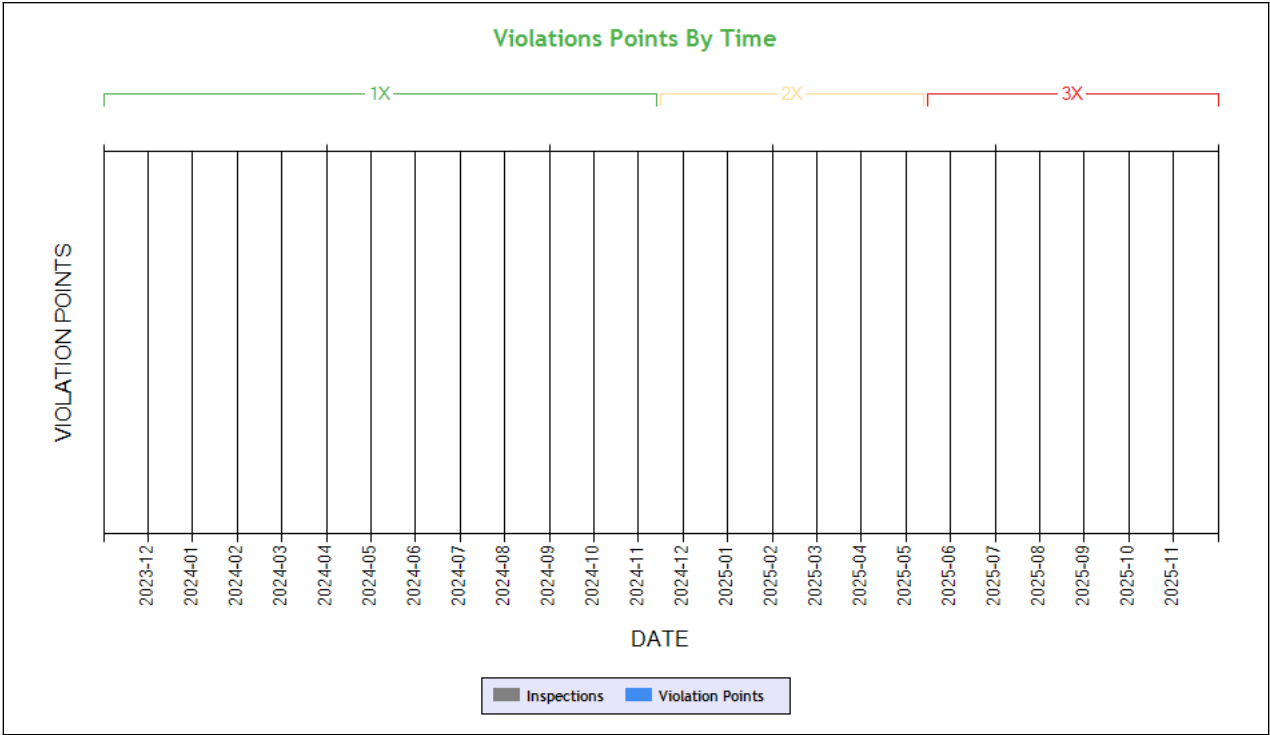
See the Excel file for the complete analysis

# Violations is in (1-6/7-12/13-24mo)

Shaded = Out Of Service Violation		
Violation Group		
Violation Description	Total Time-weighted Points by VIN	% of Total Time-weighted Points by VIN
Driver Resp		
Total Time-weighted Points		
% Total Time-Wt Pts		



Driver Fitness



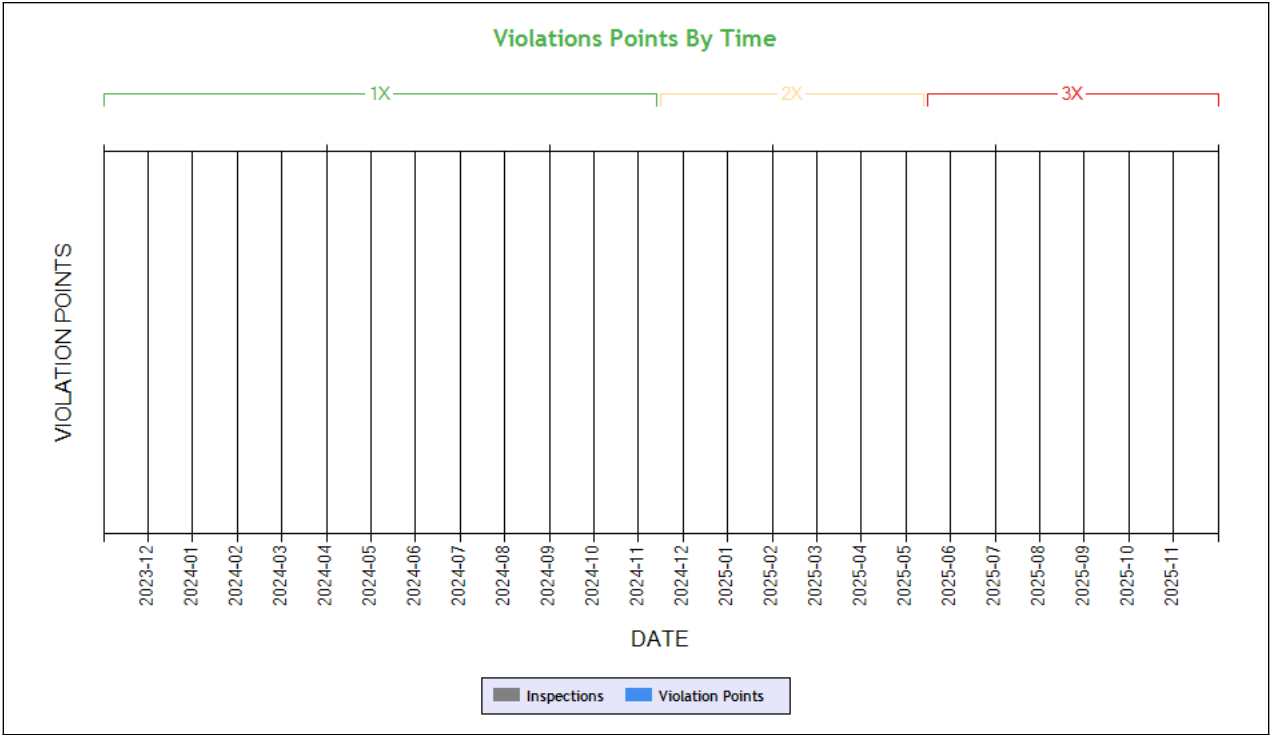
Time-Weighted Violation Points - no data available to draw a chart  
Time-Weighted Severity Points by Vehicle - no data available to draw a chart

See the Excel file for the complete analysis # Violations is in (1-6/7-12/13-24mo)

Shaded = Out Of Service Violation		
Violation Group		
Violation Description	Total Time-weighted Points by VIN	% of Total Time-weighted Points by VIN
Driver Resp		
Total Time-weighted Points		
% Total Time-Wt Pts		



Vehicle Maintenance



Time-Weighted Violation Points - no data available to draw a chart  
Time-Weighted Severity Points by Vehicle - no data available to draw a chart

See the Excel file for the complete analysis # Violations is in (1-6/7-12/13-24mo)

Shaded = Out Of Service Violation		
Violation Group		
Violation Description	Total Time-weighted Points by VIN	% of Total Time-weighted Points by VIN
Driver Resp		
Total Time-weighted Points		
% Total Time-Wt Pts		

COLOR CODED CRASH TABLE [ToC](#)

No crashes have been reported by the DOT on this Motor Carrier  
**INSPECTIONS WITH SHARED EQUIPMENT:**  
No Data



**INSPECTION DETAILS for ALL Inspections**

No Data

No data for Inspection Summary By Month

No data for Inspection Summary By Month

No Inspection History

No data for Crash Hot Spots

Equipment and Driver Details ToC						
	Equipment (Owned/Leased/Trip)			Driver Details		
MCS-150 Date	Tractors	Straight Trucks	Trailers	CDL's	Interstate	Intrastate
10/27/2025	1/0/0	0/0/0	1/0/0	2	2	0
03/19/2025	1/0/0	0/0/0	1/0/0	1	1	0
02/01/2025	1/0/0	0/0/0	0/1/0	1	1	0
01/08/2025	1/0/0	0/0/0	0/1/0	1	0	0

Chameleon Type 1 - Chameleon issues highlighted in RED ToC										
DOT	Legal Name	MCS-150 Date	Physical Address	Mailing Address	Company Rep 1	Company Rep 2	Phone	Fax	Cell Phone	Email
3804598	KAHLON ROADRUNNER INC	12/02/2025	5604 ALICIA AVE, WEST LINDA, CA, 95961	4444 HANSEN AVE APT 147, FREMONT, CA, 94536	KARANBIR SINGH		(408)-401-2251		(408)-401-2251	KAHLONROADRUNNER@GMAIL.COM
3613905	KTA CARGO LLC	10/14/2025	224 N FULTON ST UNIT 4, FRESNO, CA, 93701	224 N FULTON ST UNIT 4, FRESNO, CA, 93701	KARANBIR SINGH		(607)-542-8125		(607)-542-8125	KARANBIR0060@GMAIL.COM
4447428	VIRASAT LOGISTICS INC	09/04/2025	1320 N 94TH TER UNIT 4131, KANSAS CITY, KS, 66112	1320 N 94TH TER UNIT 4131, KANSAS CITY, KS, 66112-7723	KARANBIR SINGH		(913)-660-4420			VIRASATLOGISTICS25@GMAIL.COM
4348656	KSD TRANSPORTATION INC	08/22/2025	8014 MANGO AVE APT 85, FONTANA, CA, 92336	8014 MANGO AVE APT 85, FONTANA, CA, 92336	KARANBIR SINGH		(747)-274-0111		(747)-274-0111	Hktransport18@gmail.com
3912908	SILVER CRUZ INC	08/01/2025	10210 LANESBOROUGH AVE, BAKERSFIELD, CA, 93311	PO BOX 78192, BAKERSFIELD, CA, 93383	KARANBIR SINGH		(661)-416-4666		(661)-416-4666	SILVERCRUZINC@GMAIL.COM
4442127	5 STAR TRANS CARRIER INC	07/22/2025	4745 ARIEL ST, KEYES, CA, 95328	4745 ARIEL ST, KEYES, CA, 95328-8005	KARANBIR SINGH		(209)-484-5311			5STARTRANSCARRIER@GMAIL.COM
2782455	GILL FREIGHTLINE INC	07/18/2025	133 STARLING WAY, HERCULES, CA, 94547	133 STARLING WAY, HERCULES, CA, 94547	KARANBIR SINGH		(510)-224-7268		(510)-224-7268	karan_gill87@yahoo.com
4336012	RMK CARRIERS INC	05/10/2025	7720 COLLINS RUN APT #314, CHARLESTOWN, IN, 47111	7720 COLLINS RUN APT #314, CHARLESTOWN, IN, 47111	KARANBIR SINGH		(559)-999-0756			RMKTRANSPORTINC9@GMAIL.COM
4237578	SK METRO TRUCKING INC	04/21/2025	5735 E BECK AVE APT 107, FRESNO, CA, 93727	5735 E BECK AVE APT 107, FRESNO, CA, 93727-4342	KARANBIR SINGH		(559)-704-6766			SKMETROTRUCKINGINC@GMAIL.COM
4092734	SB CARRIER LLC	03/07/2025	1045 BENT BRANCH LN, GREENWOOD, IN, 46143	1045 BENT BRANCH LN, GREENWOOD, IN, 46143-2673	KARANBIR SINGH		(718)-552-0800			SBCARRIER13@GMAIL.COM

Chameleon Type 2 ToC						
VIN	Unit Type	Inspection Date	DOT No	Company Name	City	State