



Table of Contents

1. Overview	2. BASIC Scores History
3. BASIC Measures	4. KPI: BASIC Measures by Cargo Group
5. Estimated ISS Score	6. Investigation Results
7. Penalties History	8. Acute Critical Violations
9. Red Flag Violation Details	10. DOT Registration Information
11. DOT MCS-150 History	12. Crash Summary
13. Inspection Summary	14. KPI: Inspection Viol OOS Rates by Cargo Group
15. FHWA Registration Information	16. FHWA Insurance Information
17. FHWA Authorities	18. Severe Violations
19. Violation Report	20. Violation Summary
21. Violation Enforcement Chronology	22. Inspection Violations & OOS Counts
23. Radius Of Operation	24. Inspection & Crash Locations
25. Cargo Hot Spots	26. Inspection Violations & OOS Chronology
27. Percent of Insp & Crash by State	28. VIN Insp Summary by State
29. Violations By Unit Type	30. Equipment Ownership
31. Equipment Details	32. Vehicle Age
33. States of Power Unit Registrations	34. Equipment Acquisitions
35. Driver Details	36. Shared VIN Summary
37. Shipper Table	38. Safety Summary
39. Safety Details	40. Crash Detail Color Coded PDF
41. Inspections with Shared Equipment	42. Inspection Tabular Details
43. Inspection Summary By Month	44. VIN Inspection Violation Details
45. Inspection History	46. Crash Hot Spots
47. DOT MCS-150 History Equipment and Driver Details	48. Chameleon



Business Address

5250 N BRAWLEY AVE APT 122
FRESNO, CA

93722

Contact Info

(559)-479-9673

BARINGTRUCKINGLLC@GMAIL.CO
M

FHWA Address

5250 N BRAWLEY AVE APT 122
FRESNO,CA,93722

Phone:(559)-479-9673

Mailing Address

5250 N BRAWLEY AVE APT 122
FRESNO, CA

93722

Overview ToC

Operating Status: AUTHORIZED FOR Property
One other company viewed this DOT in the past two months
Crash/PU ratio: 0.0%
Clean Inspection ratio: 50.0%

Estimated BASIC Scores (as of 10/31/2025)

	Unsafe Driving	Hours of Service	Driver Fitness	Controlled Sub. and Alcohol	Vehicle Maintenance	HM Compliance	Crash
Relative Scores	0% ○	0% ⊖	0% ○	0% ○	0% ○	0% ○	0% ○
Alert Status	No	No	No	No	No	No	No



Estimated Inspection Selection System (ISS) Score: 72
Category: Optional Inspect

* The Estimated ISS score is based on Insufficient Data Algorithm *

BASIC Scores History - Unsafe Driving ToC

There are no Scores for this BASIC

BASIC Scores History - Hours of Service ToC

There are no Scores for this BASIC

BASIC Scores History - Driver Fitness ToC

There are no Scores for this BASIC

BASIC Scores History - Controlled Substance ToC

There are no Scores for this BASIC



BASIC Scores History - Vehicle Maintenance ToC

There are no Scores for this BASIC

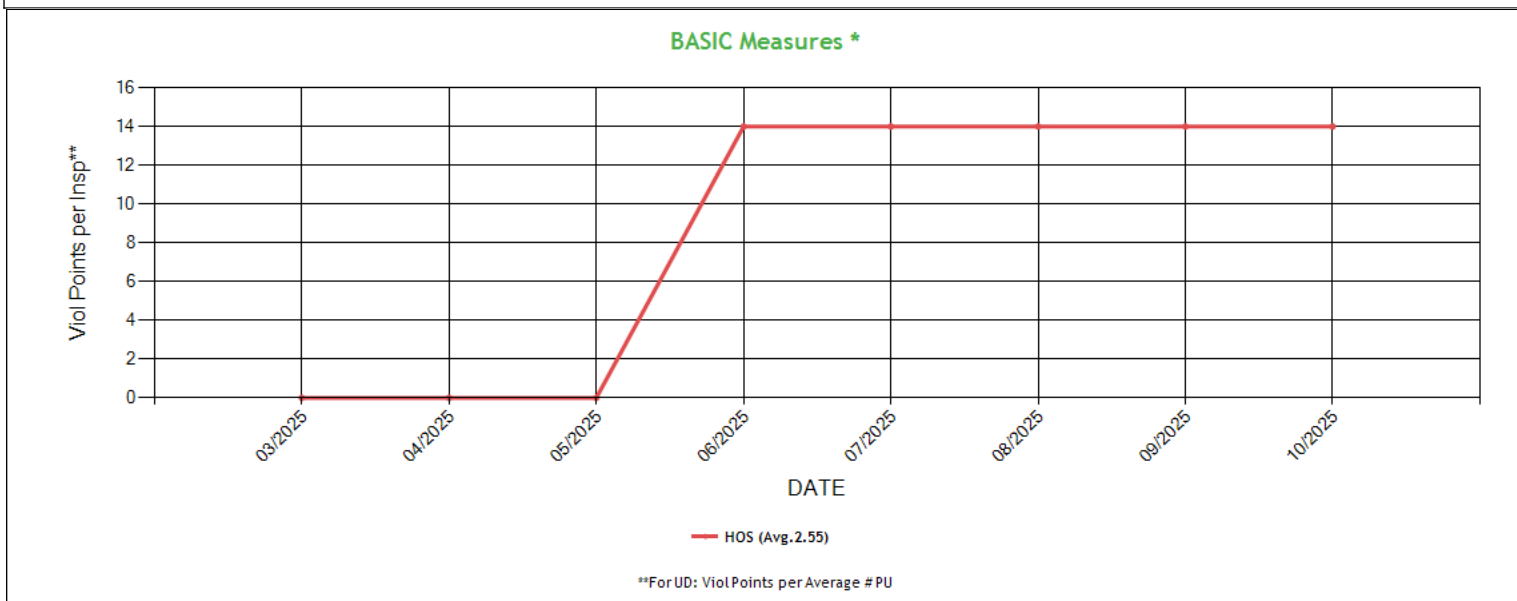
BASIC Scores History - Crash ToC

There are no Scores for this BASIC

BASIC Scores History - Hazmat ToC

There are no Scores for this BASIC

BASIC Measures: Violation Points per Inspection Trends ToC



* BASIC Measures are the absolute SMS scores that are compared within each Safety Event Group to determine the BASIC Score percentiles. Averages based on fleets with 1-5 power units.

BASIC Measures * - Table ToC

UD-Unsafe Driving, HOS-Hours of Service, DF-Driver Fitness, CS-Controlled Substances, VM-Vehicle Maintenance

Date	UD Measure	UD AC	UD with Viol	HOS Measure	HOS AC	HOS with Viol	DF Measure	DF AC	DF with Viol	CS Measure	CS AC	CS with Viol	VM Measure	VM AC	VM with Viol
10/2025	0.00	N	0	14.00	N	1	0.00	N	0	0.00	N	0	0.00	N	0
09/2025	0.00	N	0	14.00	N	1	0.00	N	0	0.00	N	0	0.00	N	0
08/2025	0.00	N	0	14.00	N	1	0.00	N	0	0.00	N	0	0.00	N	0
07/2025	0.00	N	0	14.00	N	1	0.00	N	0	0.00	N	0	0.00	N	0
06/2025	0.00	N	0	14.00	N	1	0.00	N	0	0.00	N	0	0.00	N	0
05/2025	0.00	N	0	0.00	N	0	0.00	N	0	0.00	N	0	0.00	N	0
04/2025	0.00	N	0	0.00	N	0	0.00	N	0	0.00	N	0	0.00	N	0
03/2025	0.00	N	0	0.00	N	0	0.00	N	0	0.00	N	0	0.00	N	0

* BASIC Measures are the absolute SMS scores that are compared within each Safety Event Group to determine the BASIC Score percentiles.



KPI: BASIC Measures by Fleet Size and Cargo Group [ToC](#)

Fleet Size: 1-5 PUs

Cargo Group (Companies)	Unsafe Driving		Hours of Service		Driver Fitness		Controlled Substance		Vehicle Maintenance		HM Compliance		Crash	
	Avg.	Comp. to Avg.	Avg.	Comp. to Avg.	Avg.	Comp. to Avg.	Avg.	Comp. to Avg.	Avg.	Comp. to Avg.	Avg.	Comp. to Avg.	Avg.	Comp. to Avg.
General Freight (490400)	0.79	Better	0.21	Worse	0.21	Better	0.01	Better	1.88	Better	0.01	Better	0.06	Better
Refrigerated (62278)	1.50	Better	0.52	Worse	0.17	Better	0.02	Better	2.63	Better	0.01	Better	0.10	Better
BARING TRUCKING LLC	0.00		14.00		0.00		0.00		0.00		0.00		0.00	

Estimated ISS Score: [72 Optional Inspect](#) [ToC](#) [About the Inspection Selection System](#)

Estimated ISS Score History - Table [ToC](#)

Date	Estimated ISS Score	Recommendation	Algorithm
10/31/2025	72	Optional Inspect	Insufficient Data Algorithm
09/26/2025	72	Optional Inspect	Insufficient Data Algorithm
08/29/2025	72	Optional Inspect	Insufficient Data Algorithm
07/25/2025	72	Optional Inspect	Insufficient Data Algorithm
06/30/2025	72	Optional Inspect	Insufficient Data Algorithm
05/31/2025	64	Optional Inspect	Insufficient Data Algorithm
04/25/2025	63	Optional Inspect	Insufficient Data Algorithm
03/28/2025	63	Optional Inspect	Insufficient Data Algorithm

Investigation Results [ToC](#)

No Investigations reported on FMCSA website

Penalties History [ToC](#)

There is a problem with the Penalties data on FMCSA website.

Acute Critical Violations (Based on Investigations as per CSA Methodology Appendix A) [ToC](#)

No Data

No red flag violations in the last 24 months



DOT Registration Information: The following information on this specific DOT # is from the Federal DOT (as of Operating Authority

DOT Registration: 03/06/2025		Total Power Units: 1		Total Trucks: 1		Total Trailers: 1		Total Passenger Vehicles: 0	
Status	Entity Type	Organization Type	Nation	Total Cars		Drivers / CDL Drivers			
A	C	-	US	0		2* / 2			
MCS-150 Date	Op Codes	Shipper Op Codes	Shipper HazMat Op Codes	Latest Review Type		Latest Review Document Number(Date)			
05/26/2025	A					()			
MCS-150 Mileage (Year)	Record Update Date	Transports Hazmats	DOT Census Date	Recordable Accident Rate		Preventable Accident Rate			
1 (2024)	05/26/2025	N		0%		0%			
MCS-151 Mileage	Safety Rating (Date)	SEA Accident	SEA Driver	SEA Vehicle		SEA Management			
0	None (None)	0%	0%	0%		0%			
Classification Codes		Cargo Carried (per MCS-150)							
Authorized-For-Hire		General Freight, Refrigerated foods							

DOT MCS-150 History ToC			(as of 05/29/2025 DOT census)						
Census Date	MCS-150 Date	MCS-150 Mileage	VM T Year	Power Units	Drivers	Trailers	Company Rep1	Company Rep2	Email
5/29/2025	5/26/2025	1	2024	1	2	-	JASPAL SINGH		BARINGTRUCKINGLLC@GMAIL.COM
5/19/2025	4/29/2025	1	2024	1	1	-	JASPAL SINGH		BARINGTRUCKINGLLC@GMAIL.COM
3/10/2025	3/6/2025	0		1	1	-	JASPAL SINGH		BARINGTRUCKINGLLC@GMAIL.COM

Crash Summary Chart ToCCrashes Summary - Chart (based on all available crash data)

No Data

Crashes Summary - Table (based on all available crash data) ToC										
	TOTAL	Last 6 months	7-12 months	13-18 months	19-24 months	25-30 months	30-36 months	37-41 months	42-48 months	Over 49 months
Total Reportable	0	0	0	0	0	0	0	0	0	0
Fatalities	0	0	0	0	0	0	0	0	0	0
Injuries	0	0	0	0	0	0	0	0	0	0
Tow Away	0	0	0	0	0	0	0	0	0	0
With Citations	0	0	0	0	0	0	0	0	0	0
Federal Recordable	0	0	0	0	0	0	0	0	0	0
Preventable	0	0	0	0	0	0	0	0	0	0
Crash per Pwr Unit	-	0.0%	0.0%	0.0%	0.0%	0.0%	0.0%	0.0%	0.0%	-

Inspection Summary ToC			
The following inspection information is based on results for 24 months prior to: 11/19/2025. Please note that the total inspections number is not necessarily the total of the vehicle, driver and hazmat inspections, as one inspection may have included any combination of the below inspections.			
Overall	Vehicle	Driver	Hazmat
(Please note that the total inspections number is not necessarily the total of the vehicle, driver and hazmat inspections, as one inspection may have included any combination of the below inspections) Total Inspections: 2 Total Out of Service: 1 Out of Service: 50% National Average: 21.07% Difference: 28.93%	Total Inspections: 0 Total Out of Service: 0 Out of Service: 0.00% National Average: 25.16% Difference: -25.16%	Total Inspections: 2 Total Out of Service: 1 Out of Service: 50.00% National Average: 6.78% Difference: 43.22%	Total Inspections: 0 Total Out of Service: 0 Out of Service: 0.00% National Average: 2.1% Difference: -2.1%



KPI: Inspection Viol OOS Rates by Cargo Group ToC

Cargo Group	OVERALL		VEHICLE		DRIVER		HAZMAT	
	Average	Compared to Average	Average	Compared to Average	Average	Compared to Average	Average	Compared to Average
General Freight	29.47%	Worse	25.37%	Better	13.41%	Worse	0.14%	Better
Refrigerated	23.15%	Worse	21.31%	Better	10.42%	Worse	0.09%	Better
BARING TRUCKING LLC	50.0%		0%		50.0%		0%	

FHWA Registration Information: The following data on this Motor Carrier is from the Federal Hwy Administration (as of 5/14/2025)

Docket Number	DOT Number	Company Name	DBA Name	Address	City	State	Country	ZIP Code
MC1712916	4372727	BARING TRUCKING LLC		5250 N BRAWLEY AVE APT 122	FRESNO	CA	US	93722
Phone Number	Fax Number	Mail Address	Mail City	Mail State	Mail Contry	Mail ZIP Code	Mail Phone Number	Mail Fax Number
(559)-479-9673								
Date of Last Change	Freight	Passenger	Household Goods	Active Authority	Pending Authority	Revocation Pending Authority		
5/14/2025	Y	N	N	/ Common /	/	/		

Insurance Required (as of 05/14/2025) ToC

Docket Number	Insurance Type	Insurance Required	Insurance on File
MC1712916	BIPD	\$750k	\$1000k
MC1712916	Cargo	No	No
MC1712916	Bond	No	No

Active / Pending Insurance (as of 05/14/2025)

Docket Number	Form	Type	Insurance Carrier	Policy/Surety	Coverage From	Coverage To	Required	On File	Effective Date	Cancel Date
MC1712916	91X	BIPD/Primary	GREAT WEST CASUALTY CO.	GRT38791A	\$0k	\$1000k	\$750k	\$1000k	03/25/2025	-

Insurance History (as of 05/14/2025)

No Data for Insurance History (as of 05/14/2025)

FHWA Authorities (as of 05/14/2025) ToC

Docket#	L&I Name	Active Authority	Inactive Authority	Pending Authority	Revocation Pending Authority	Freight	Passenger	Household Goods
MC1712916	BARING TRUCKING LLC	Common /				Yes	No	No



Authority History (as of 05/14/2025)

Docket Number	Sub	Auth Type	Original Action	Disposition
MC1712916		COMMON	GRANTED 4/1/2025 12:00:00 AM	

Severe Violations (i.e. those with >= 8 points) - Chart [ToC](#)

No Data

Severe Violations (i.e. those with >= 8 points) - Table

No Data

Violation Report [ToC](#)

Inspection Date	Inspection State	BASIC	Violation Description	OOS	VIN	Severity Points
06/26/2025	WI	Hours-Of-Service	395.3A2HOSPD - HOS (PROPERTY) - DRIVING BEYOND THE 14 HOUR AFTER COMING ON DUTY FOLLOWING 10 CONSECUTIVE HOURS OFF DUTY DURING THE CURRENT 8 CONSECUTIVE DAY PERIOD. DATE & TIME:	Yes	3AKJHHDR9JSJX4540	7
06/26/2025	WI	Hours-Of-Service	395.3A1HOSPD - HOS (PROPERTY) - DRIVING MORE THAN 11 HOURS FOLLOWING 10 CONSECUTIVE HOURS OFF DUTY DURING THE CURRENT 8 CONSECUTIVE DAY PERIOD. DATE AND TIME:	Yes	3AKJHHDR9JSJX4540	7
06/26/2025	WI	Hours-Of-Service	395.30B1ELDDFR - HOS (ELD) - DRIVER FAILING TO REVIEW RECORDS AND CERTIFY THE ACCURACY OF THE INFORMATION.	No	3AKJHHDR9JSJX4540	1
06/26/2025	WI	Hours-Of-Service	395.8EHOSPDOOS - HOS (PROPERTY) - DRIVER PRODUCES A FALSE RECORD OF DUTY STATUS WITH AN APPARENT ATTEMPT TO CONCEAL HOURS. EXPLAIN:	Yes	3AKJHHDR9JSJX4540	7

No filters were applied when generating this report, see the live report for more options.

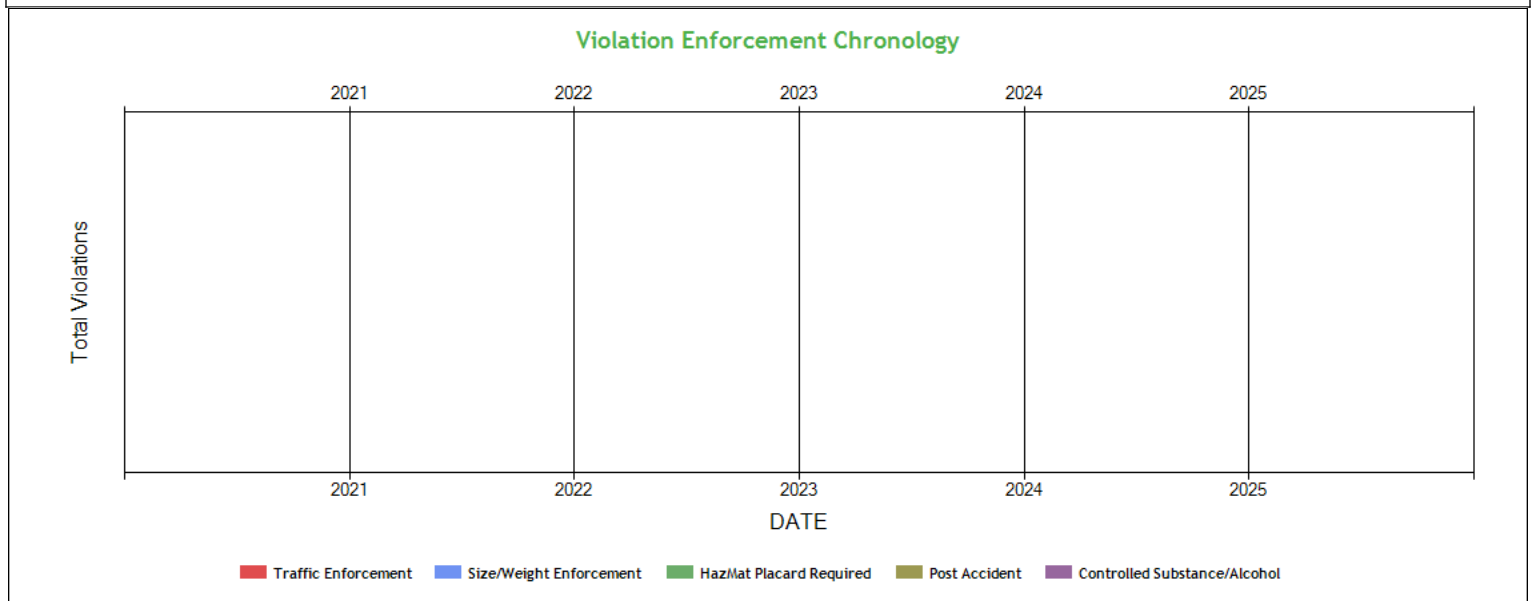


Violation Summary **ToC**

BASIC	Violation Group	Code	Description	# of Violations	# of OOS Violations	Severity Points
Hours-Of-Service (HOS) Compliance	Hours	395.3A1HOSPD	HOS (PROPERTY) - DRIVING MORE THAN 11 HOURS FOLLOWING 10 CONSECUTIVE HOURS OFF DUTY DURING THE CURRENT 8 CONSECUTIVE DAY PERIOD. DATE AND TIME:	1	1	7
Hours-Of-Service (HOS) Compliance	Hours	395.3A2HOSPD	HOS (PROPERTY) - DRIVING BEYOND THE 14 HOUR AFTER COMING ON DUTY FOLLOWING 10 CONSECUTIVE HOURS OFF DUTY DURING THE CURRENT 8 CONSECUTIVE DAY PERIOD. DATE & TIME:	1	1	7
Hours-Of-Service (HOS) Compliance	False Log	395.8EHOSPDOOS	HOS (PROPERTY) - DRIVER PRODUCES A FALSE RECORD OF DUTY STATUS WITH AN APPARENT ATTEMPT TO CONCEAL HOURS. EXPLAIN:	1	1	7
Hours-Of-Service (HOS) Compliance	Other Log/Form & Manner	395.30B1ELDDFR	HOS (ELD) - DRIVER FAILING TO REVIEW RECORDS AND CERTIFY THE ACCURACY OF THE INFORMATION.	1	0	1

No filters were applied when generating this report, see the live report for more options.

Violation Enforcement Chronology - Chart **ToC**

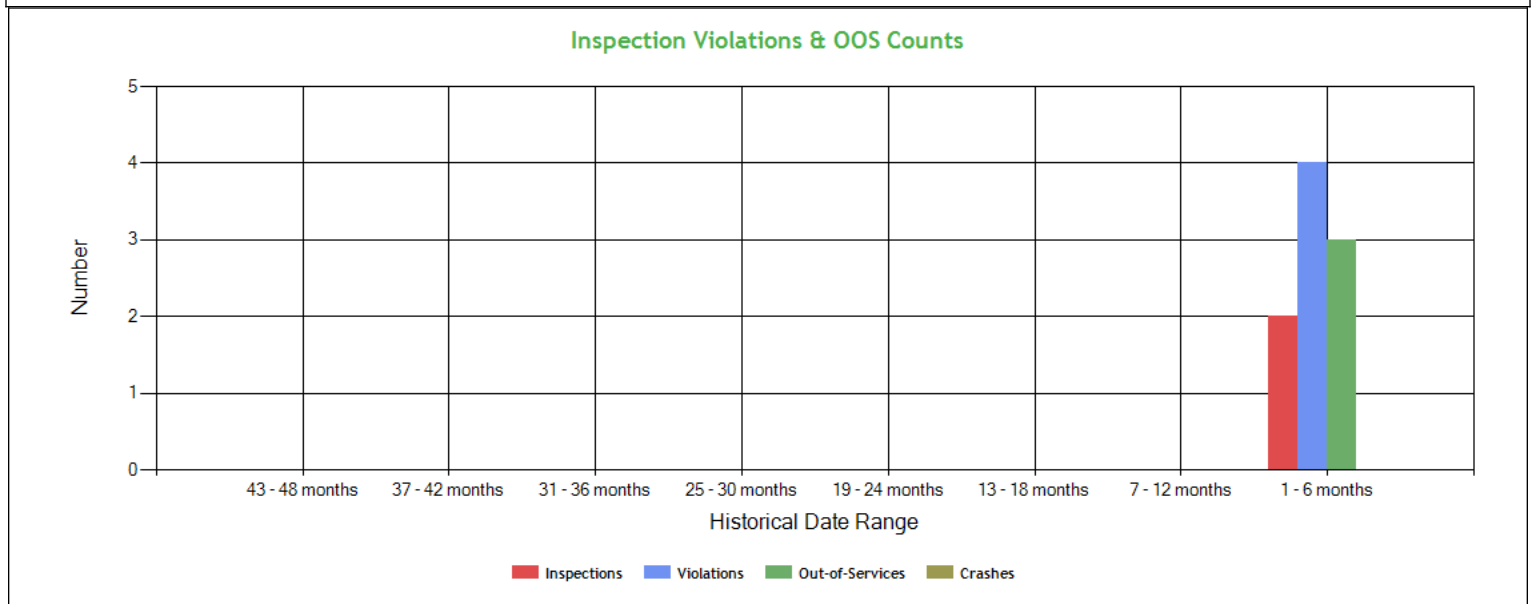




Violation Enforcement Chronology - Table ToC

	2021	2022	2023	2024	2025
Traffic Enforcement	0	0	0	0	0
Size/Weight Enforcement	0	0	0	0	0
HazMat Placard Required	0	0	0	0	0
Post Accident	0	0	0	0	0
Controlled Substance/Alcohol	0	0	0	0	0

Inspection Violations & OOS Counts - Chart ToC



Inspection Violations & OOS Counts - Table ToC

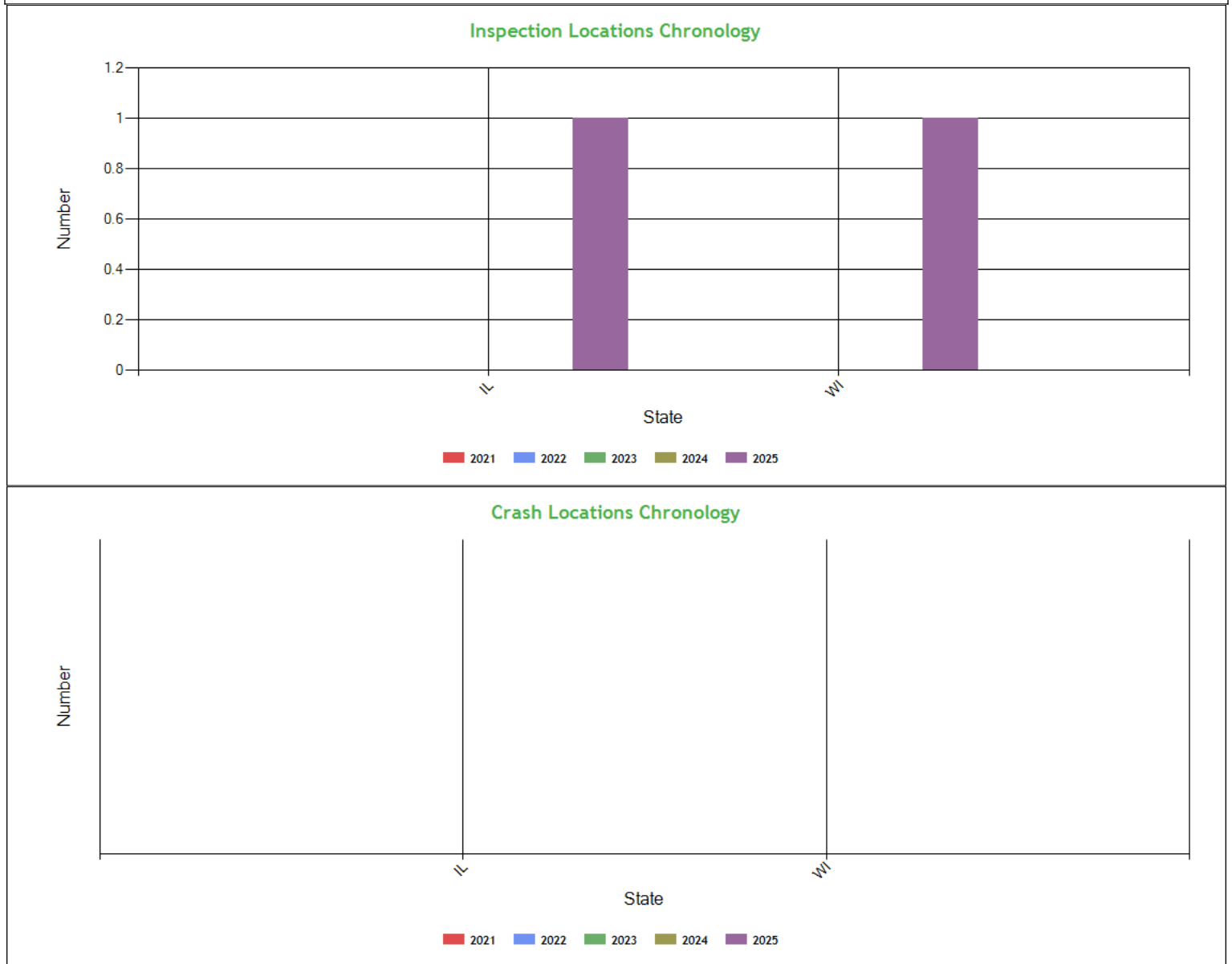
Date Range	Inspections	Violations	Out-of-Services	Crashes
TOTAL	2	4	3	0
1 - 6 months	2	4	3	0
7 - 12 months	0	0	0	0
13 - 18 months	0	0	0	0
19 - 24 months	0	0	0	0
25 - 30 months	0	0	0	0
31 - 36 months	0	0	0	0
37 - 42 months	0	0	0	0
43 - 48 months	0	0	0	0

Radius of Operation (based on Inspections and Crashes during the past 3 years) ToC

	Total	Drive between 0 and 50 miles radius	Drive between 51 and 200 miles radius	Drive between 201 and 300 miles radius	Drive between 301 and 400 miles radius	Drive between 401 and 500 miles radius	Drive between 501 and 600 miles radius	Drive beyond 600 miles radius
Power Units (i.e. unique VINs)	2	0	0	0	0	0	0	2
Percent	100%	0%	0%	0%	0%	0%	0%	100%



Inspection & Crash Locations - Chart ToC



Inspection & Crash Locations - Table ToC

State	Inspections					Violations					Out-of-Services					Crashes				
	2021	2022	2023	2024	2025	2021	2022	2023	2024	2025	2021	2022	2023	2024	2025	2021	2022	2023	2024	2025
TOTAL	0	0	0	0	2	0	0	0	0	4	0	0	0	0	3	0	0	0	0	0
IL	0	0	0	0	1	0	0	0	0	0	0	0	0	0	0	0	0	0	0	0
WI	0	0	0	0	1	0	0	0	0	4	0	0	0	0	3	0	0	0	0	0

Hot Spot Summary ToC

Year	Month	Level 5	Level 5 %	Level 4	Level 4 %	Level 3	Level 3 %	Level 2	Level 2 %	Level 1	Level 1 %	Level 0	Level 0 %	Levels 1 - 5	Levels 1 - 5 %
------	-------	---------	-----------	---------	-----------	---------	-----------	---------	-----------	---------	-----------	---------	-----------	--------------	----------------



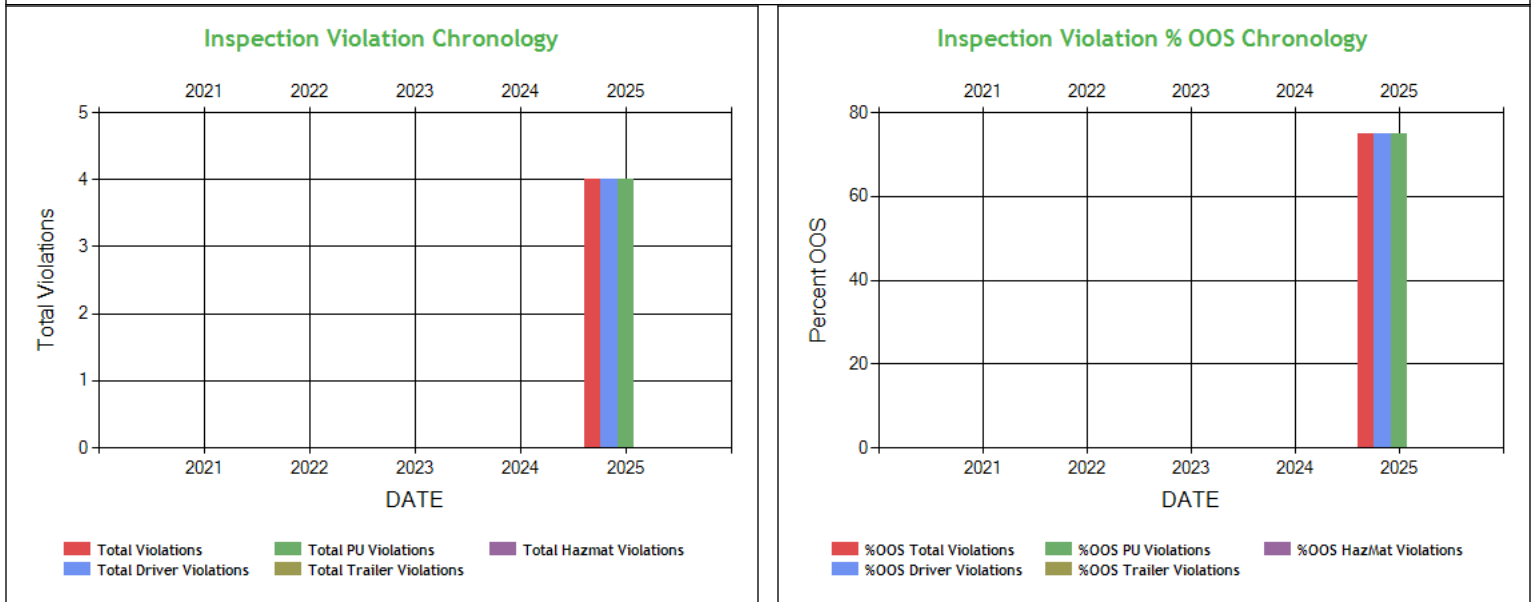
2025	June (Partial)	0	0.00%	2	100.00%	0	0.00%	0	0.00%	0	0.00%	0	0.00%	2	100.00%
Totals		0	0.00%	2	100.00%	0	0.00%	0	0.00%	0	0.00%	0	0.00%	2	100.00%

Hot Spot Analysis

State	County	Level	Count	Percentage
IL	McLean	4	1	50.00%
WI	Dane	4	1	50.00%

Report generated using the last 12 full months of inspection data

Inspection Violation % OOS Chronology - Chart [ToC](#)

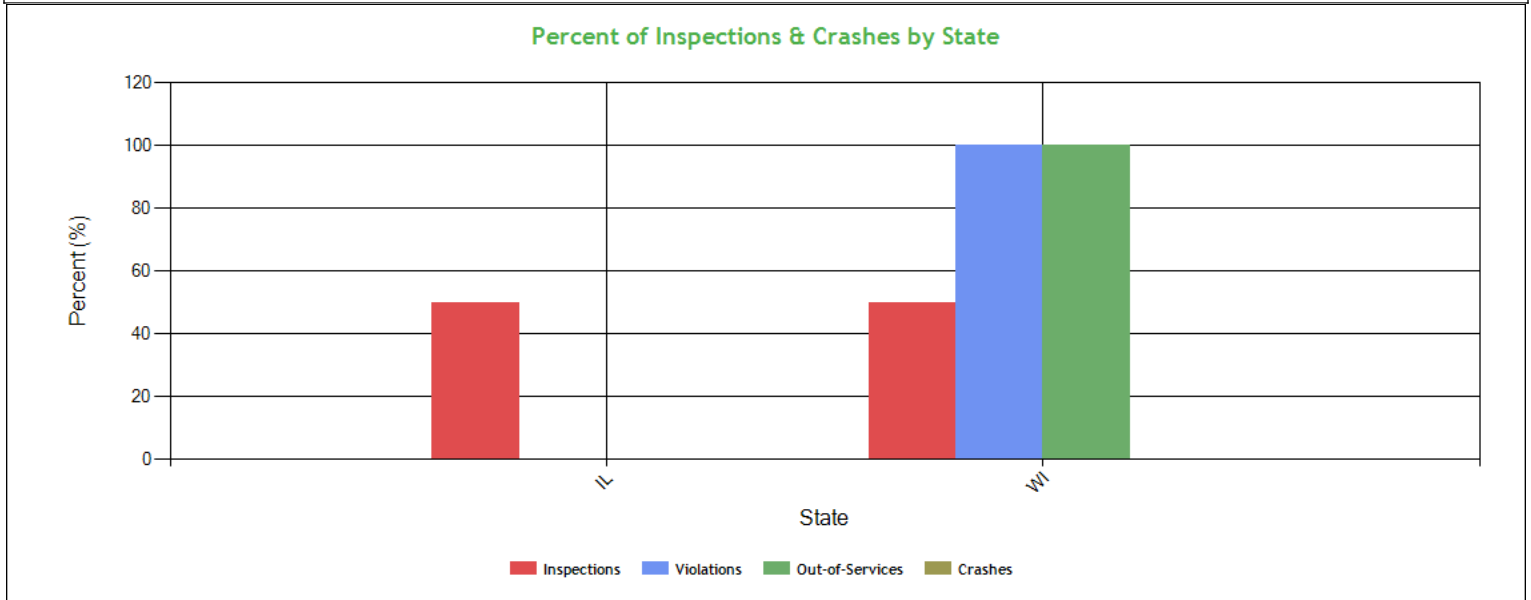


Inspection Violation % OOS Chronology - Table [ToC](#)

	2021	2022	2023	2024	2025
Total Violations	0	0	0	0	4
Total Out Of Services	0	0	0	0	3
%OOS Total Violations	0	0	0	0	75.00
Total Driver Violations	0	0	0	0	4
Total Driver Out Of Services	0	0	0	0	3
%OOS Driver Violations	0	0	0	0	75.00
Total PU Violations	0	0	0	0	4
Total PU Out Of Services	0	0	0	0	3
%OOS PU Violations	0	0	0	0	75.00
Total Trailer Violations	0	0	0	0	0
Total Trailer Out Of Services	0	0	0	0	0
%OOS Trailer Violations	0	0	0	0	0
Total Hazmat Violations	0	0	0	0	0
Total Hazmat Out Of Services	0	0	0	0	0
%OOS HazMat Violations	0	0	0	0	0



Percent of Insp & Crash by State - Chart ToC



Percent of Insp & Crash by State - Table (based on Inspection data from the last 4 years) ToC

State	Inspections		Violations		Out-of-Services		Crashes	
	Total	Percent	Total	Percent	Total	Percent	Total	Percent
	2	100	4	100	3	100	0	100
IL	1	50	0	0	0	0	0	0
WI	1	50	4	100	3	100	0	0

VIN Insp Summary by State (based on inspection from the last 2 years) ToC

VIN	Insp	Viol Pts	Counts in each State			
			IL		WI	
			Insp	Viol Pts	Insp	Viol Pts
TOTALS	3/22*	2/22**	1	0	1	22
1UYVS2537FG131944	1	0	1	0	0	0
3AKJHHDR9JSJX4540	1	22	0	0	1	22
3AKJHHDR9JSX4540	1	0	1	0	0	0
*<Total number of inspections for these 3 VIN(s)>/n<Total number of inspections for these 2 state(s)>						
**<Total severity sum for these 3 VIN(s)>/n<Total severity sum for these 2 state(s)>						

Violations By Unit Type ToC

of Violations: 4 Total Severity: 22 based on inspections in the last 2 years

Violation Unit: Driver	# of Violations: 4	Total Severity: 22	% of Total: 100%
Viol. Group: Hours	# of Violations: 2	Total Severity: 14	% of Total: 63.64%
Violation	Number of Occurences	Viol. Severity	Total Severity
395.3A1HOSPD:HOS (PROPERTY) - DRIVING MORE THAN 11 HOURS FOLLOW	1	7	7
395.3A2HOSPD:HOS (PROPERTY) - DRIVING BEYOND THE 14 HOUR AFTER	1	7	7
Viol. Group: False Log	# of Violations: 1	Total Severity: 7	% of Total: 31.82%
395.8EHOSPDOOS:HOS (PROPERTY) - DRIVER PRODUCES A FALSE RECORD OF	1	7	7
Viol. Group: Other Log/Form & Manner	# of Violations: 1	Total Severity: 1	% of Total: 4.55%
395.30B1ELDDFR:HOS (ELD) - DRIVER FAILING TO REVIEW RECORDS AND C	1	1	1



Equipment Ownership ToC Equipment Ownership (based on MCS-150 dated 5/26/2025)					
	Trucks	Tractors	Trailers	Motor Coaches	Vans
Owned	0	1	0	0	0
Term Leased	0	0	1	0	0
Trip Leased	0	0	0	0	0
Total No.	0	1	1	0	0

Equipment Details Power Units ToC									
VIN	Latest Insp Date	Year	Make	Model	Body Class	Body Type	Axles	Len	Fuel Type
3AKJHHDR9JSX4540	06/27/2025	2018	FREIGHTLINER	New Cascadia 126" Sleepercab	Truck-Tractor	-	-	-	Diesel
3AKJHHDR9JSJX4540	06/26/2025	2018	FREIGHTLINER	New Cascadia 126" Sleepercab	Truck-Tractor	-	-	-	Diesel

Equipment Details Trailers									
VIN	Latest Insp Date	Year	Make	Model	Body Class	Body Type	Axles	Len	Fuel Type
1UYVS2537FG131944	06/27/2025	2015	UTILITY TRAILER MANUFACTURER	Utility Trailer Manufacturer	Trailer	Van Trailer	2	53	-

Vehicle Age ToC				
Year	# Power Units	PU Percentage	# Trailers	Trailres Percentage
2018	2	100.00%	0	0.00%
2015	0	0.00%	1	100.00%

Based on 24 months of inspection data, see the live report for more options

States of Power Unit Registrations ToC		
State	IL	WI
Number of Power Units	1	1

Equipment Acquisitions - Table ToC						
	Power Units inspected for 1st time in past 12 months	Power Units inspected for 1st time in past 24 months	Power Units inspected during entire date range	Trailers inspected for 1st time in past 12 months	Trailers inspected for 1st time in past 24 months	Trailers inspected during entire date range
Unique VINs	2	2	2	1	1	1
Unique License Plates	2	2	2	1	1	1
License Plate States	1	1	1	1	1	1



Driver Details ToC Driver Details (based on MCS-150 dated 5/26/2025)			
	Within 100 mi	Beyond 100 mi	TOTAL
# Drivers Interstate	0	2	2
# Drivers Intrastate	0	0	0
TOTAL	0	2	/
Avg. # Trip Lease Drivers/Mo: 0 # Drivers Grand Total: 2 # Drivers Commercially Licensed: 2			

Shared VIN Summary ToC

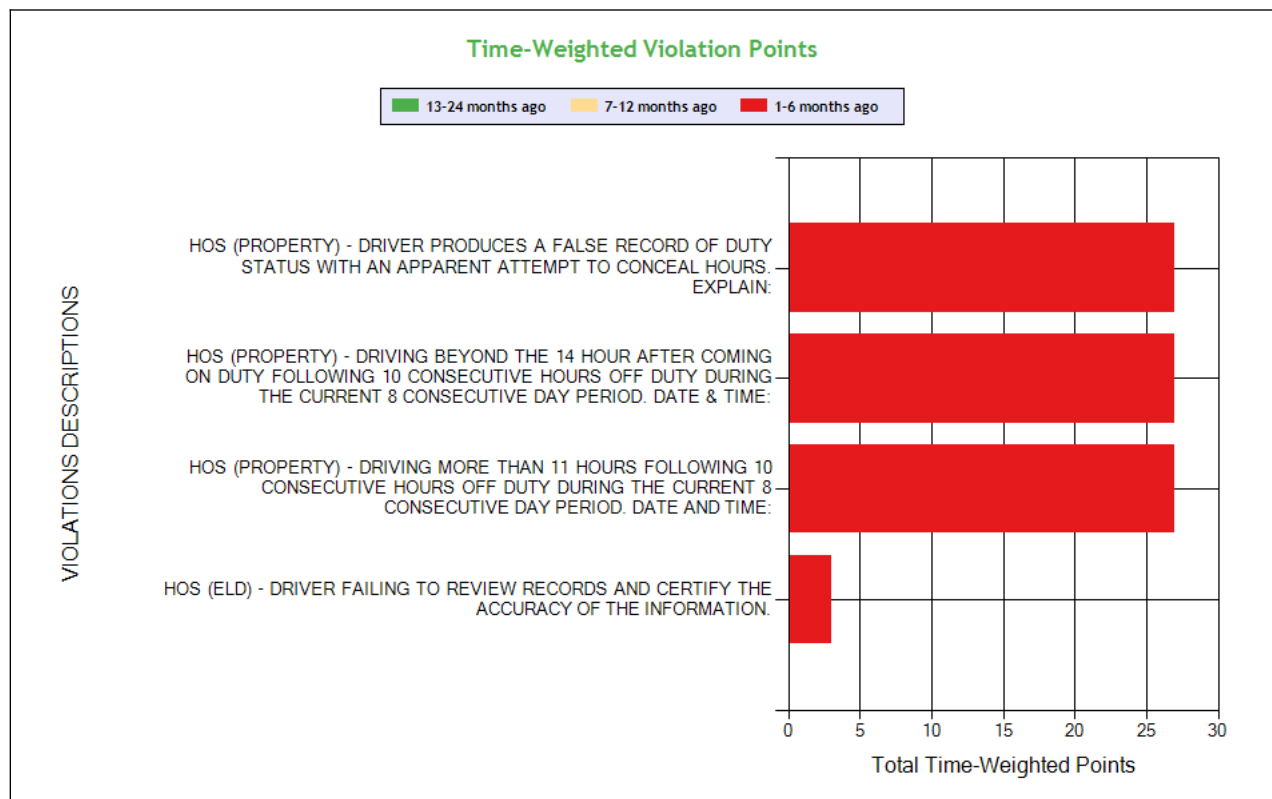
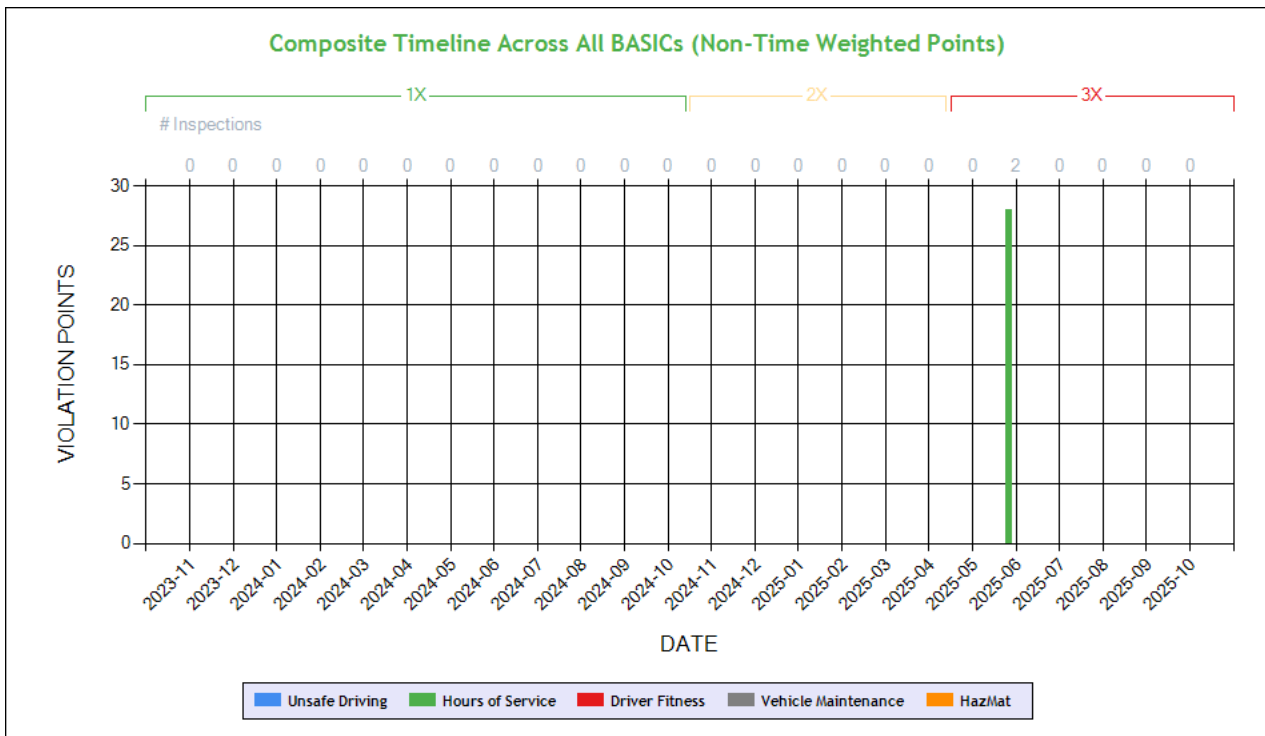
No Data

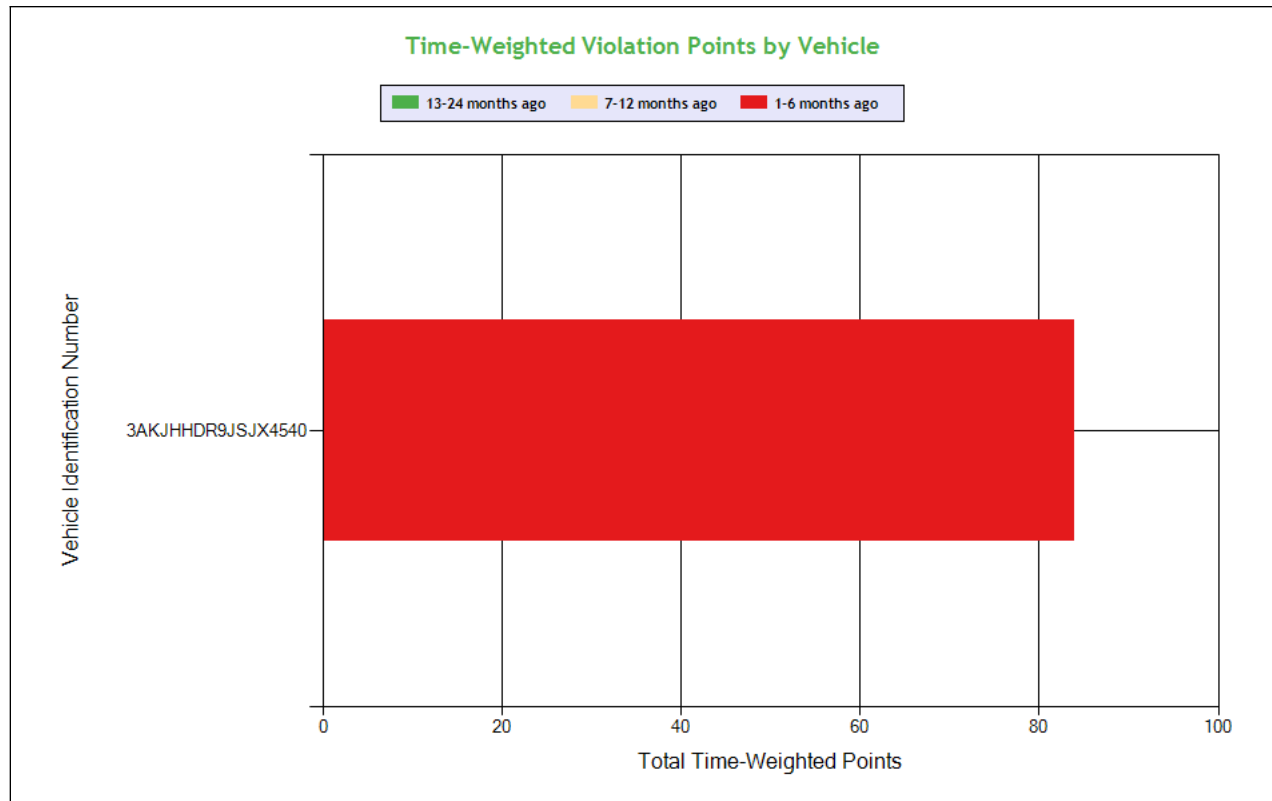
SHIPPERS DETAIL **ToC** based on Inspection results for the last 4 years

Shipper Name	Number of Inspections	Shipper Name	Number of Inspections
No Shipper listed	1	SILGAN CONTAINERS MANUFACTURING COR	1



Carrier Underwriting Report Safety Summary ToC





See the Excel file for the complete analysis

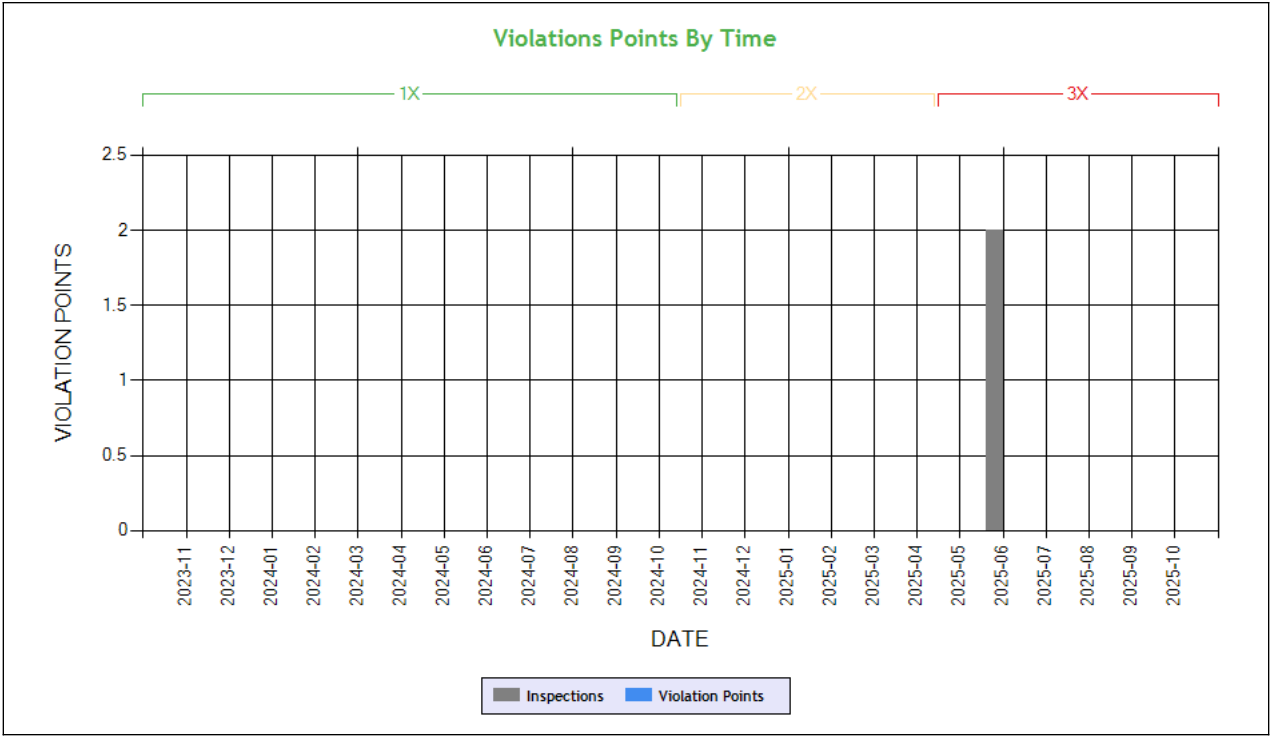
Violations is in (1-6/7-12/13-24mo)

Shaded = Out Of Service Violation						
Violation Group			Hours	Hours	False Log	Other Log/Form & Manner
Violation Description	Total Time-weighted Points by VIN	% of Total Time-weighted Points by VIN	HOS (PROPERTY) - DRIVING MORE THAN 11 HOURS FOLLOWING 10 CONSECUTIVE HOURS OFF DUTY DURING THE CURRENT 8 CONSECUTIVE DAY PERIOD. DATE AND TIME:	HOS (PROPERTY) - DRIVING BEYOND THE 14 HOUR AFTER COMING ON DUTY FOLLOWING 10 CONSECUTIVE HOURS OFF DUTY DURING THE CURRENT 8 CONSECUTIVE DAY PERIOD. DATE & TIME:	HOS (PROPERTY) - DRIVER PRODUCES A FALSE RECORD OF DUTY STATUS WITH AN APPARENT ATTEMPT TO CONCEAL HOURS. EXPLAIN:	HOS (ELD) - DRIVER FAILING TO REVIEW RECORDS AND CERTIFY THE ACCURACY OF THE INFORMATION.
Driver Resp			Yes	Yes	Yes	Yes
Total Time-weighted Points			27	27	27	3
% Total Time-Wt Pts			32.14	32.14	32.14	3.57
3AKJHHDR9JSJX4540	84	100	27 (1/0/0)	27 (1/0/0)	27 (1/0/0)	3 (1/0/0)



SAFETY ANALYSIS ToC

Unsafe Driving

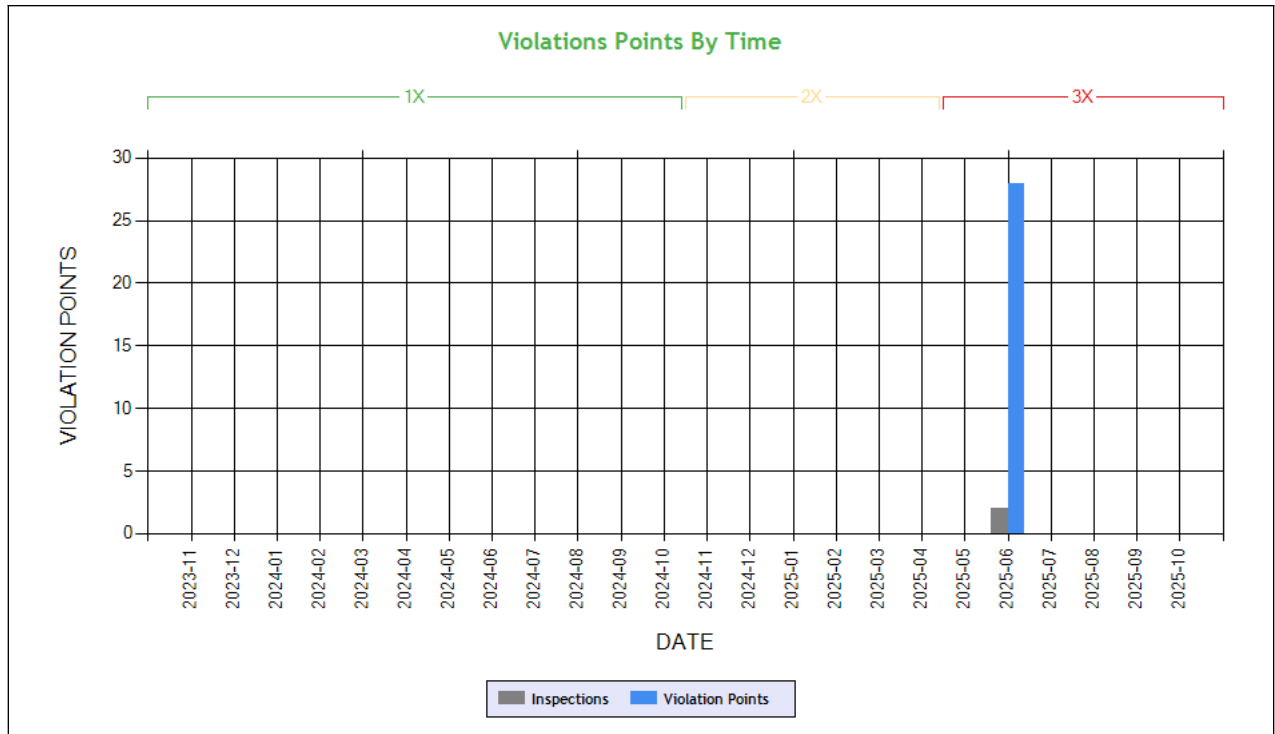


Time-Weighted Violation Points - no data available to draw a chart
Time-Weighted Severity Points by Vehicle - no data available to draw a chart

See the Excel file for the complete analysis # Violations is in (1-6/7-12/13-24mo)

Shaded = Out Of Service Violation		
Violation Group		
Violation Description	Total Time-weighted Points by VIN	% of Total Time-weighted Points by VIN
Driver Resp		
Total Time-weighted Points		
% Total Time-Wt Pts		

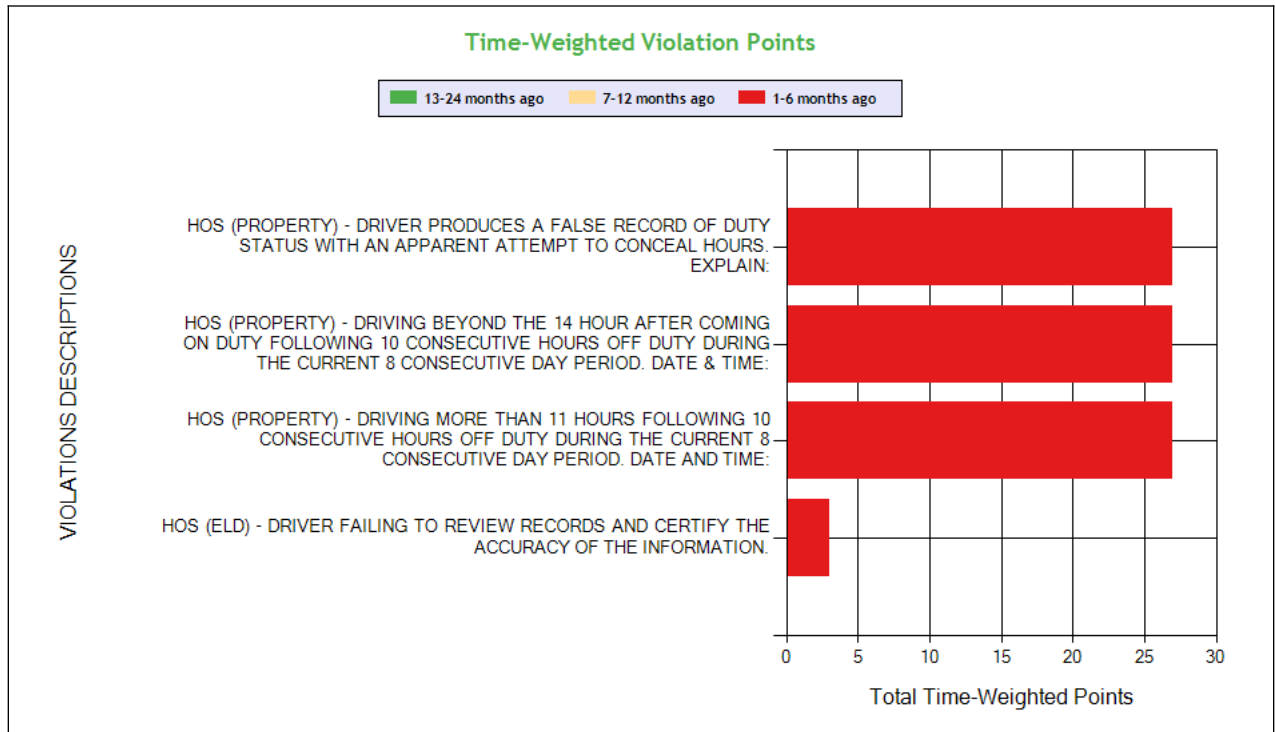
HOS Compliance



Carrier Software
 1-800-646-5152
 info@CarrierSoftware.com

CONFIDENTIAL - Intended for use by Amerigo Insurance Agency - Date: 11/20/2025

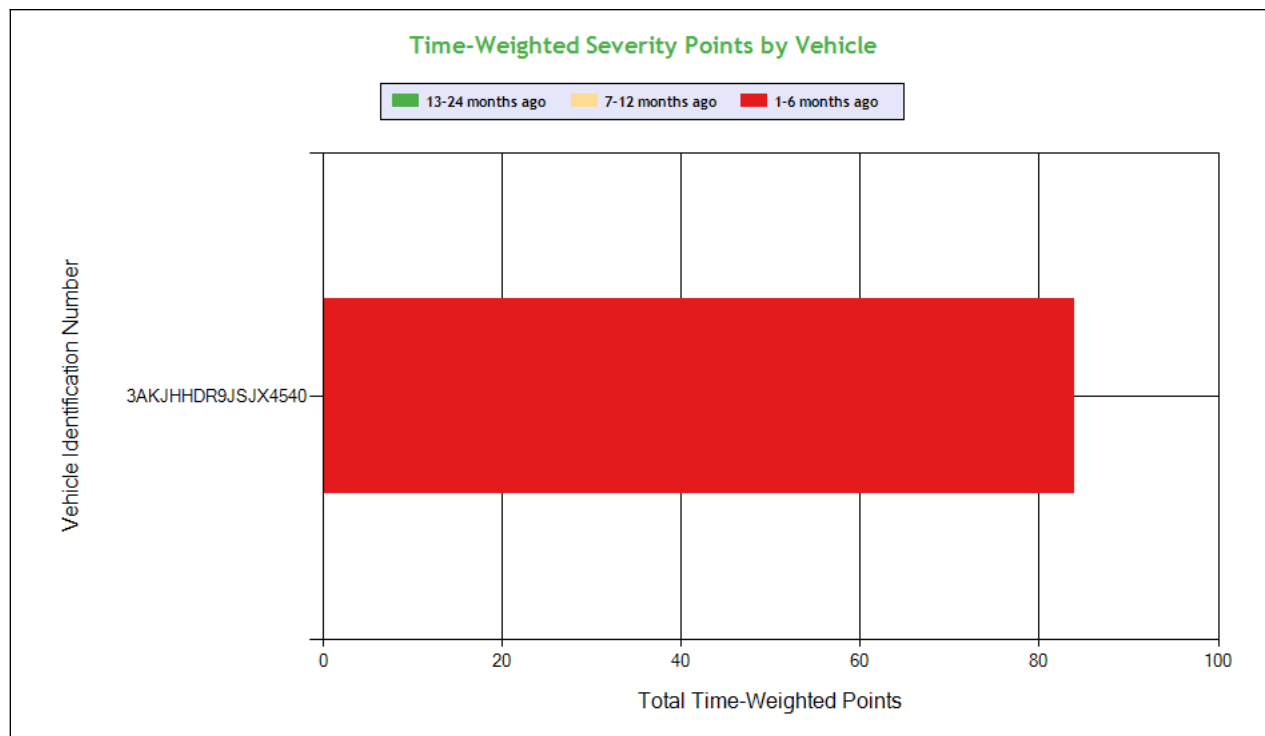
BARING TRUCKING LLC - DOT# 4372727 / MC1712916



See the Excel file for the complete analysis

Violations is in (1-6/7-12/13-24mo)

Shaded = Out Of Service Violation



Carrier Software
 1-800-646-5152
 info@CarrierSoftware.com

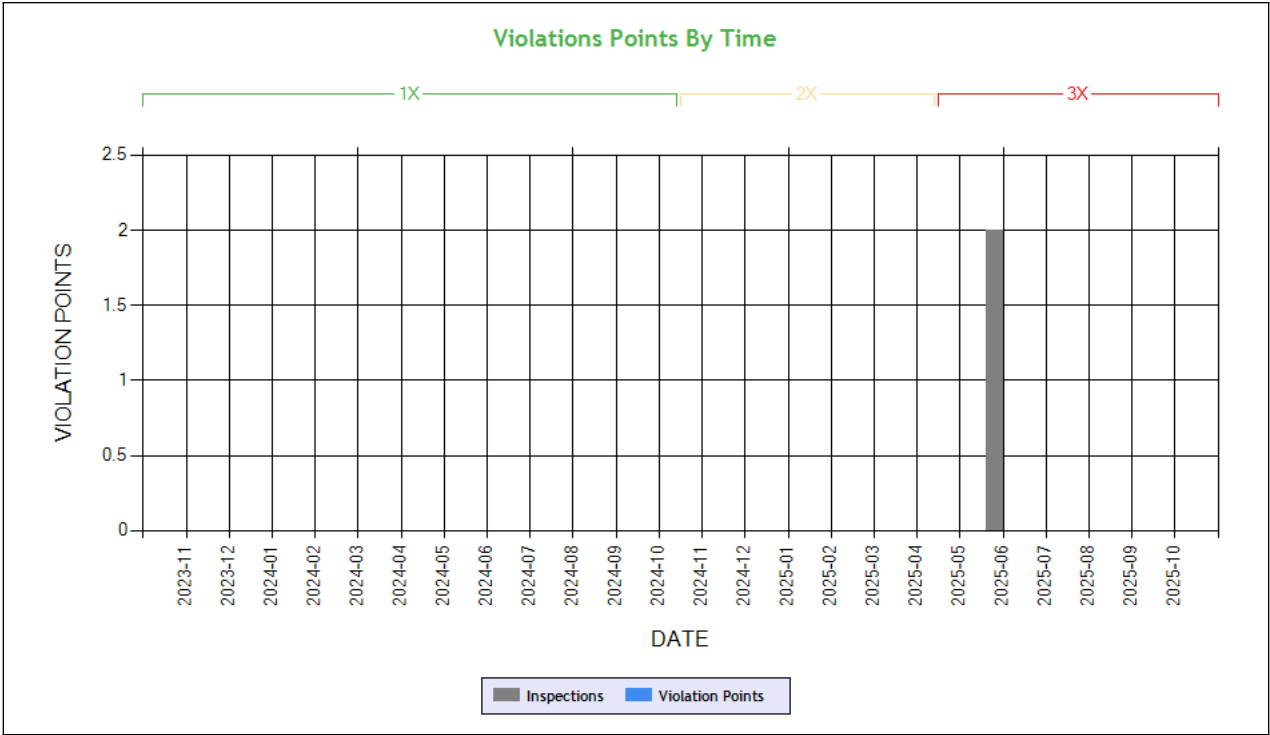
CONFIDENTIAL - Intended for use by Amerigo Insurance Agency - Date: 11/20/2025

BARING TRUCKING LLC - DOT# 4372727 / MC1712916

Violation Group			Hours	Hours	False Log	Other Log/Form & Manner
Violation Description	Total Time-weighted Points by VIN	% of Total Time-weighted Points by VIN	HOS (PROPERTY) - DRIVING MORE THAN 11 HOURS FOLLOWING 10 CONSECUTIVE HOURS OFF DUTY DURING THE CURRENT 8 CONSECUTIVE DAY PERIOD. DATE AND TIME:	HOS (PROPERTY) - DRIVING BEYOND THE 14 HOUR AFTER COMING ON DUTY FOLLOWING 10 CONSECUTIVE HOURS OFF DUTY DURING THE CURRENT 8 CONSECUTIVE DAY PERIOD. DATE & TIME:	HOS (PROPERTY) - DRIVER PRODUCES A FALSE RECORD OF DUTY STATUS WITH AN APPARENT ATTEMPT TO CONCEAL HOURS. EXPLAIN:	HOS (ELD) - DRIVER FAILING TO REVIEW RECORDS AND CERTIFY THE ACCURACY OF THE INFORMATION.
Driver Resp			Yes	Yes	Yes	Yes
Total Time-weighted Points			27	27	27	3
% Total Time-Wt Pts			32.14	32.14	32.14	3.57
3AKJHHDR9JSJX4540	84	100	27 (1/0/0)	27 (1/0/0)	27 (1/0/0)	3 (1/0/0)



Driver Fitness



Time-Weighted Violation Points - no data available to draw a chart

Time-Weighted Severity Points by Vehicle - no data available to draw a chart

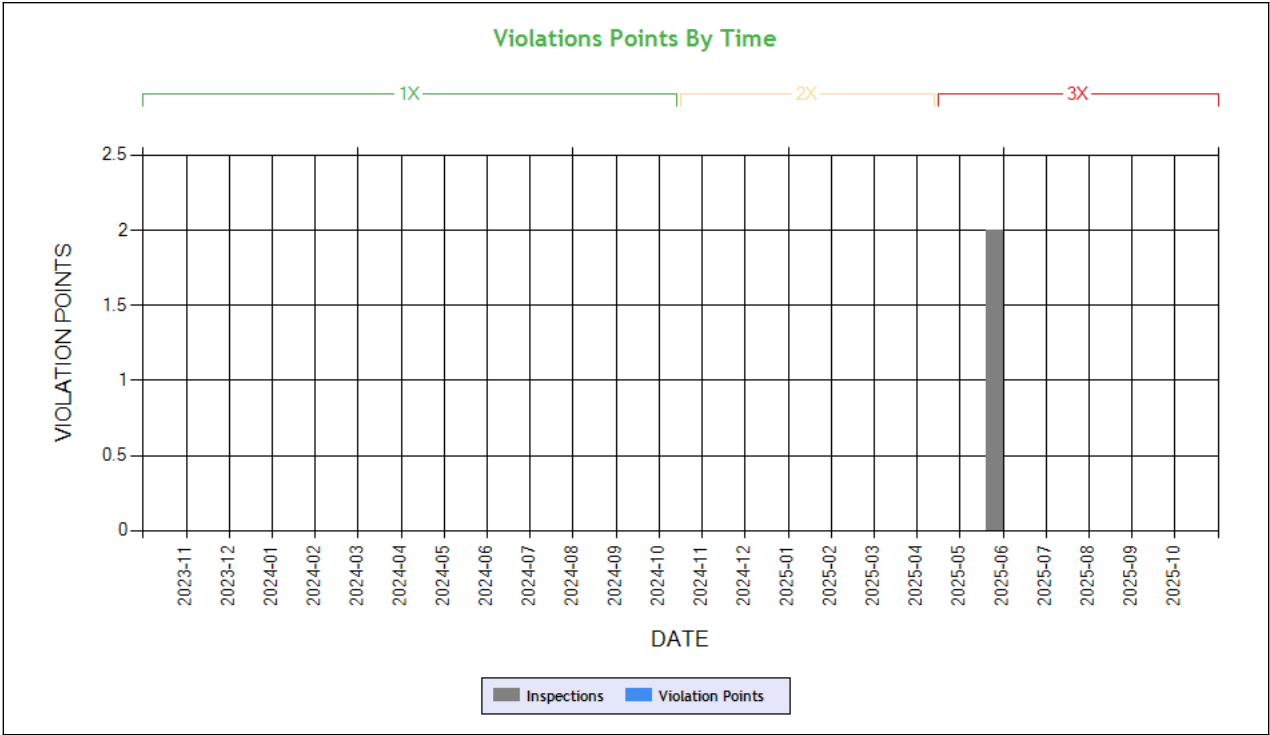
See the Excel file for the complete analysis

Violations is in (1-6/7-12/13-24mo)

Shaded = Out Of Service Violation		
Violation Group		
Violation Description	Total Time-weighted Points by VIN	% of Total Time-weighted Points by VIN
Driver Resp		
Total Time-weighted Points		
% Total Time-Wt Pts		



Vehicle Maintenance



Time-Weighted Violation Points - no data available to draw a chart
Time-Weighted Severity Points by Vehicle - no data available to draw a chart

See the Excel file for the complete analysis # Violations is in (1-6/7-12/13-24mo)

Shaded = Out Of Service Violation		
Violation Group		
Violation Description	Total Time-weighted Points by VIN	% of Total Time-weighted Points by VIN
Driver Resp		
Total Time-weighted Points		
% Total Time-Wt Pts		

COLOR CODED CRASH TABLE ToC

No crashes have been reported by the DOT on this Motor Carrier
INSPECTIONS WITH SHARED EQUIPMENT:
No Data



LEGEND

Vehicle Information

Inspection for DOT # being analyzed

Inspection for Different DOT

Crash Information for specific VIN

INSPECTION DETAILS for ALL Inspections

PDF shows the first 100 Power Unit & Trailer VINs with most recent inspections using data from the last 4 years

POWER UNIT Inspections Section

VIN: 3AKJHHDR9JSX4540			Unit: Truck Tractor		Year: 2018	Make: FREIGHTLINER		
DOT No: 4372727		Docket No: MC1712916		Name: BARING TRUCKING LLC		Interstate: Yes		
Date	Unit License	Unit Lic State	Violation Unit	Violation Description		Severity	OOS	Citation
06/27/2025	ZP04616	CA	-	-		-	-	-

VIN: 3AKJHHDR9JSX4540			Unit: Truck Tractor		Year: 2018	Make: FREIGHTLINER		
DOT No: 4372727		Docket No: MC1712916		Name: BARING TRUCKING LLC		Interstate: Yes		
Date	Unit License	Unit Lic State	Violation Unit	Violation Description		Severity	OOS	Citation
06/26/2025	ZP04616	CA	D	395.8EHOSPDOOS - HOS (PROPERTY) - DRIVER PRODUCES A FALSE RECORD OF DUTY STATUS WITH AN APPARENT ATTEMPT TO CONCEAL HOURS. EXPLAIN:		7	Yes	
06/26/2025	ZP04616	CA	D	395.3A2HOSPD - HOS (PROPERTY) - DRIVING BEYOND THE 14 HOUR AFTER COMING ON DUTY FOLLOWING 10 CONSECUTIVE HOURS OFF DUTY DURING THE CURRENT 8 CONSECUTIVE DAY PERIOD. DATE & TIME:		7	Yes	
06/26/2025	ZP04616	CA	D	395.30B1ELDDFR - HOS (ELD) - DRIVER FAILING TO REVIEW RECORDS AND CERTIFY THE ACCURACY OF THE INFORMATION.		1	No	
06/26/2025	ZP04616	CA	D	395.3A1HOSPD - HOS (PROPERTY) - DRIVING MORE THAN 11 HOURS FOLLOWING 10 CONSECUTIVE HOURS OFF DUTY DURING THE CURRENT 8 CONSECUTIVE DAY PERIOD. DATE AND TIME:		7	Yes	

DOT No: 3130808		Docket No: MC92998		Name: SAHIB TRANSPORT INC		Interstate: Yes		
Date	Unit License	Unit Lic State	Violation Unit	Violation Description		Severity	OOS	Citation
10/27/2023	ZP04616	CA	1	393.9 - Inoperative required lamps		2	No	

DOT No: 3264950		Docket No: MC1431449		Name: ALBONNA TRANSPORT LLC		Interstate: Yes		
Date	Unit License	Unit Lic State	Violation Unit	Violation Description		Severity	OOS	Citation
02/22/2023	XP42898	CA	1	393.9TS - Inoperative turn signal		6	No	

DOT No: 3264959		Docket No: MC1029822		Name: NAVDEEP SINGH		Interstate: Yes		
Date	Unit License	Unit Lic State	Violation Unit	Violation Description		Severity	OOS	Citation
12/12/2022	XP42898	CA	-	-		-	-	-
03/02/2020	XP42898	CA	-	-		-	-	-
11/23/2019	XP42898	CA	-	-		-	-	-
06/17/2019	XP42898	CA	-	-		-	-	-

DOT No: 2482209		Docket No: MC859079		Name: SKYBLUE TRANZ INC		Interstate: Yes		
Date	Unit License	Unit Lic State	Violation Unit	Violation Description		Severity	OOS	Citation
05/30/2019	XP42898	CA	-	-		-	-	-
03/18/2019	XP12687	CA	-	-		-	-	-
10/01/2018	XP12687	CA	-	-		-	-	-
08/31/2018	XP12687	CA	-	-		-	-	-
04/09/2018	XP12687	CA	-	-		-	-	-



TRAILER Inspections Section

VIN: 3AKJHHDR9JSX4540			Unit: Truck Tractor		Year: 2018	Make: FREIGHTLINER		
DOT No: 4372727		Docket No: MC1712916		Name: BARING TRUCKING LLC		Interstate: Yes		
Date	Unit License	Unit Lic State	Violation Unit	Violation Description		Severity	OOS	Citation
06/27/2025	ZP04616	CA	-	-		-	-	-

VIN: 3AKJHHDR9JSX4540			Unit: Truck Tractor		Year: 2018	Make: FREIGHTLINER		
DOT No: 4372727		Docket No: MC1712916		Name: BARING TRUCKING LLC		Interstate: Yes		
Date	Unit License	Unit Lic State	Violation Unit	Violation Description		Severity	OOS	Citation
06/26/2025	ZP04616	CA	D	395.8EHOSPDOOS - HOS (PROPERTY) - DRIVER PRODUCES A FALSE RECORD OF DUTY STATUS WITH AN APPARENT ATTEMPT TO CONCEAL HOURS. EXPLAIN:		7	Yes	
06/26/2025	ZP04616	CA	D	395.3A2HOSPD - HOS (PROPERTY) - DRIVING BEYOND THE 14 HOUR AFTER COMING ON DUTY FOLLOWING 10 CONSECUTIVE HOURS OFF DUTY DURING THE CURRENT 8 CONSECUTIVE DAY PERIOD. DATE & TIME:		7	Yes	
06/26/2025	ZP04616	CA	D	395.30B1ELDDFR - HOS (ELD) - DRIVER FAILING TO REVIEW RECORDS AND CERTIFY THE ACCURACY OF THE INFORMATION.		1	No	
06/26/2025	ZP04616	CA	D	395.3A1HOSPD - HOS (PROPERTY) - DRIVING MORE THAN 11 HOURS FOLLOWING 10 CONSECUTIVE HOURS OFF DUTY DURING THE CURRENT 8 CONSECUTIVE DAY PERIOD. DATE AND TIME:		7	Yes	

DOT No: 3130808		Docket No: MC92998		Name: SAHIB TRANSPORT INC		Interstate: Yes		
Date	Unit License	Unit Lic State	Violation Unit	Violation Description		Severity	OOS	Citation
10/27/2023	ZP04616	CA	1	393.9 - Inoperative required lamps		2	No	

DOT No: 3264950		Docket No: MC1431449		Name: ALBONNA TRANSPORT LLC		Interstate: Yes		
Date	Unit License	Unit Lic State	Violation Unit	Violation Description		Severity	OOS	Citation
02/22/2023	XP42898	CA	1	393.9TS - Inoperative turn signal		6	No	

DOT No: 3264959		Docket No: MC1029822		Name: NAVDEEP SINGH		Interstate: Yes		
Date	Unit License	Unit Lic State	Violation Unit	Violation Description		Severity	OOS	Citation
12/12/2022	XP42898	CA	-	-		-	-	-
03/02/2020	XP42898	CA	-	-		-	-	-
11/23/2019	XP42898	CA	-	-		-	-	-
06/17/2019	XP42898	CA	-	-		-	-	-

DOT No: 2482209		Docket No: MC859079		Name: SKYBLUE TRANZ INC		Interstate: Yes		
Date	Unit License	Unit Lic State	Violation Unit	Violation Description		Severity	OOS	Citation
05/30/2019	XP42898	CA	-	-		-	-	-
03/18/2019	XP12687	CA	-	-		-	-	-
10/01/2018	XP12687	CA	-	-		-	-	-
08/31/2018	XP12687	CA	-	-		-	-	-
04/09/2018	XP12687	CA	-	-		-	-	-

Inspection Summary By Month (based on inspections from the last 4 years) ToC						
Year-Month	Number of Inspections	Number of Power Units	Total Violations	Total OOS Inspections	Total Severity Points	Number of Crashes
2025-06	2	2	14	1	22	0
Note: The most recent month's counts may not include all the inspections for that month.						



VIN Inspection Violation Details ToC

of VINs: 2 # of Insp: 2 Severity Weight: 44 Avg. Weight/VIN: 22.0 (based on inspections in the last 4 years, showing top 50 VINs inspected most recently)

VIN 1UYVS2537FG131944		# of Inspections: 1		Total Severity: 22		Percentage of Total: 50.00%		Avg. Weight Per Inspection: 22.0	
Inspection Date	Inspection ID	Inspection State	Location Description	Total Severity	# of Violations	Shipper Name	Inspection Level	Post Accident	Out of Service
06/26/2025	85082086	WI	CAMBRIDGE WI	22	4		3	No	Yes
BASIC		Unit Type		Severity		Description		Out of Service	
Hours-Of-Service Compliance		Semi Trailer		7		395.3A1HOSPD:HOS (PROPERTY) - DRIVING MORE THAN 11 HOURS FOLLOW		Yes	
Hours-Of-Service Compliance		Semi Trailer		7		395.3A2HOSPD:HOS (PROPERTY) - DRIVING BEYOND THE 14 HOUR AFTER		Yes	
Hours-Of-Service Compliance		Semi Trailer		7		395.8EHOSPDOOS:HOS (PROPERTY) - DRIVER PRODUCES A FALSE RECORD OF		Yes	
Hours-Of-Service Compliance		Semi Trailer		1		395.30B1ELDDFR:HOS (ELD) - DRIVER FAILING TO REVIEW RECORDS AND C		No	
VIN 3AKJHHDR9JSJX4540		# of Inspections: 1		Total Severity: 22		Percentage of Total: 50.00%		Avg. Weight Per Inspection: 22.0	
Inspection Date	Inspection ID	Inspection State	Location Description	Total Severity	# of Violations	Shipper Name	Inspection Level	Post Accident	Out of Service
06/26/2025	85082086	WI	CAMBRIDGE WI	22	4		3	No	Yes
BASIC		Unit Type		Severity		Description		Out of Service	
Hours-Of-Service Compliance		Truck Tractor		7		395.3A1HOSPD:HOS (PROPERTY) - DRIVING MORE THAN 11 HOURS FOLLOW		Yes	
Hours-Of-Service Compliance		Truck Tractor		7		395.3A2HOSPD:HOS (PROPERTY) - DRIVING BEYOND THE 14 HOUR AFTER		Yes	
Hours-Of-Service Compliance		Truck Tractor		7		395.8EHOSPDOOS:HOS (PROPERTY) - DRIVER PRODUCES A FALSE RECORD OF		Yes	
Hours-Of-Service Compliance		Truck Tractor		1		395.30B1ELDDFR:HOS (ELD) - DRIVER FAILING TO REVIEW RECORDS AND C		No	

Inspection History ToC

Inspection Date	Report Number	Report State	PU VIN	TR VIN	Severity Weight	Time Weight
06/27/2025	4068340364	IL	3AKJHHDR9JSX4540 - Truck Tractor	1UYVS2537FG131944 - Semi Trailer		3
06/26/2025	2711003394	WI	3AKJHHDR9JSJX4540 - Truck Tractor	1UYVS2537FG131944 - Semi Trailer		3
Power Unit Violation - OOS Hours-Of-Service (HOS) Compliance Violation: 395.3A2HOSPD - HOS (PROPERTY) - DRIVING BEYOND THE 14 HOUR AFTER COMING ON DUTY FOLLOWING 10 CONSECUTIVE HOURS OFF DUTY DURING THE CURRENT 8 CONSECUTIVE DAY PERIOD. DATE & TIME:					7	
Power Unit Violation - OOS Hours-Of-Service (HOS) Compliance Violation: 395.3A1HOSPD - HOS (PROPERTY) - DRIVING MORE THAN 11 HOURS FOLLOWING 10 CONSECUTIVE HOURS OFF DUTY DURING THE CURRENT 8 CONSECUTIVE DAY PERIOD. DATE AND TIME:					7	
Power Unit Violation - Hours-Of-Service (HOS) Compliance Violation: 395.30B1ELDDFR - HOS (ELD) - DRIVER FAILING TO REVIEW RECORDS AND CERTIFY THE ACCURACY OF THE INFORMATION.					1	
Power Unit Violation - OOS Hours-Of-Service (HOS) Compliance Violation: 395.8EHOSPDOOS - HOS (PROPERTY) - DRIVER PRODUCES A FALSE RECORD OF DUTY STATUS WITH AN APPARENT ATTEMPT TO CONCEAL HOURS. EXPLAIN:					7	
Only the first 20 inspections are shown. See the live report for more data.						

Crash Hot Spots ToC

State	Level 1 (lowest crash frequency)	Level 2	Level 3	Level 4	Level 5 (highest crash frequency)
Illinois	0	0	1	0	0
Wisconsin	1	0	0	0	0
Total	1	0	1	0	0
Company Level: 2					

Equipment and Driver Details ToC

	Equipment (Owned/Leased/Trip)			Driver Details		
MCS-150 Date	Tractors	Straight Trucks	Trailers	CDL's	Interstate	Intrastate
05/26/2025	1/0/0	0/0/0	0/1/0	2	2	0



04/29/2025	1/0/0	0/0/0	0/1/0	1	1	0
03/06/2025	1/0/0	0/0/0	0/1/0	0	0	0

Chameleon Type 1 - Chameleon issues highlighted in RED ToC

DOT	Legal Name	MCS-150 Date	Physical Address	Mailing Address	Company Rep 1	Company Rep 2	Phone	Fax	Cell Phone	Email
4360187	JN CARGO INC	11/10/2025	1153 COUNT TURF CT, WHITELAND, IN, 46184	1153 COUNT TURF CT, WHITELAND, IN, 46184	JASPAL SINGH		(317)-739-1660		(317)-739-1660	JNCARGOINC@ GMAIL.COM
4285287	SARAI ROAD KING INC	10/29/2025	1506 VETERAN ST, MANTECA, CA, 95337	1506 VETERAN ST, MANTECA, CA, 95337	JASPAL SINGH		(209)-399-0733		(209)-399-0733	SARAIROADKIN G@GMAIL.COM
3543496	APP LOGISTICS INC	10/24/2025	5129 COMET ST, SALEM, OR, 97305	5129 COMET ST, SALEM, OR, 97305	JASPAL SINGH		(209)-288-7800			APPLOGISTICS 9@GMAIL.COM
3637478	JKH TRANS INC	10/23/2025	2040 PEREGRINE ST, MANTECA, CA, 95337	2040 PEREGRINE ST, MANTECA, CA, 95337	JASPAL SINGH		(510)-736-9413		(510)-736-9413	JKHTRANSPOR TINC@GMAIL.C OM
3355579	BLUE STAR CARRIER INC	10/15/2025	2479 RETREAT DR, TURLOCK, CA, 95380	2479 RETREAT DR, TURLOCK, CA, 95380	JASPAL SINGH		(209)-566-6521		(209)-566-6521	bluestarcarrier4 5@yahoo.com
3371710	SIDHU CARRIER LLC	10/15/2025	8063 MADISON AVE #1027, INDIANAPOLIS, IN, 46227	8063 MADISON AVE #1027, INDIANAPOLIS, IN, 46227	JASPAL SINGH		(310)-384-5465			dispatchsidhu13 @gmail.com
3904880	AMRIK TRANSPORTATI ON INC	10/15/2025	1329 HERMOSA DR, MERCED, CA, 95348	1329 HERMOSA DR, MERCED, CA, 95348	JASPAL SINGH		(781)-628-8354		(781)-628-8354	JASSB7004@G MAIL.COM
2786873	J K TRUCKING LLC	10/03/2025	27177 QUAIL CREEK DR, MORENO VALLEY, CA, 92555	27177 QUAIL CREEK DR, MORENO VALLEY, CA, 92555	JASPAL SINGH		(909)-499-3306	(951)-807-3909		JKTRUCKINGLL C2015@GMAIL. COM
3583579	NEW CITY TRANS INC	09/30/2025	4200 SIERRA MADRE AVE, BAKERSFIELD, CA, 93313	4200 SIERRA MADRE AVE, BAKERSFIELD, CA, 93313	JASPAL SINGH		(661)-808-4313			NEWCITY38@Y AHOO.COM
4469556	G A CARGO INC	09/25/2025	10054 MOUNT HOOD DRIVE, STOCKTON, CA, 95219	10940 TRINITY PKWY STE C, STOCKTON, CA, 95219	JASPAL SINGH		(209)-990-6769		(209)-990-6769	GACARGOINC@ GMAIL.COM
4086956	CHEEMA HEAVY TOWING & RECOVERY INC	09/24/2024	9710 SONNETTE CIRCLE, FISHERS, IN, 46040	9710 SONNETTE CIRCLE, FISHERS, IN, 46040	AMRINDER SINGH CHEEMA	JASPAL SINGH	(463)-248-1664		(945)-239-4000	SINGHEAVYT OW@GMAIL.CO M
3795200	SAFFRON TRANSPORT LTD	08/20/2024	6725 152 ST, SURREY, BC, V3S 3L3	6725 152 ST, SURREY, BC, V3S 3L3	SUKHWINDER KAUR	JASPAL SINGH	(778)-908-4945			SAFFRONTRAN SLTD@GMAIL.C OM
2379886	JASPAL SINGH	04/09/2019	3050 N HANOVER AVE, FRESNO, CA, 93722	3050 N HANOVER AVE, FRESNO, CA, 93722	JASPAL SINGH	JASPAL SINGH	(559)-284-9113		(559)-284-9113	
2455722	SPEEDWAY TRUCKING INC	06/20/2014	275 LEXINGTON AVE, JERSEY CITY, NJ, 07304	275 LEXINGTON AVE, JERSEY CITY, NJ, 07304	AVTAR SINGH	JASPAL SINGH	(973)-454-5978			
1935361	JG TRANSPORTATI ON LLC	12/02/2010	62 BROOKFIELD ROAD 2ND FLOOR, WATERBURY, CT, 06704	220 S JEFFERSON ST, PENDLETON, IN, 46064	GURBINDER SINGH	JASPAL SINGH	(765)-374-3114		(765)-602-4225	

Chameleon Type 2 ToC

VIN	Unit Type	Inspection Date	DOT No	Company Name	City	State
-----	-----------	-----------------	--------	--------------	------	-------