



Table of Contents

1. Overview	2. BASIC Scores History
3. BASIC Measures	4. KPI: BASIC Measures by Cargo Group
5. Estimated ISS Score	6. Investigation Results
7. Penalties History	8. Acute Critical Violations
9. Red Flag Violation Details	10. DOT Registration Information
11. DOT MCS-150 History	12. Crash Summary
13. Inspection Summary	14. KPI: Inspection Viol OOS Rates by Cargo Group
15. FHWA Registration Information	16. FHWA Insurance Information
17. FHWA Authorities	18. Severe Violations
19. Violation Report	20. Violation Summary
21. Violation Enforcement Chronology	22. Inspection Violations & OOS Counts
23. Radius Of Operation	24. Inspection & Crash Locations
25. Cargo Hot Spots	26. Inspection Violations & OOS Chronology
27. Percent of Insp & Crash by State	28. VIN Insp Summary by State
29. Violations By Unit Type	30. Equipment Ownership
31. Equipment Details	32. Vehicle Age
33. States of Power Unit Registrations	34. Equipment Acquisitions
35. Driver Details	36. Shared VIN Summary
37. Shipper Table	38. Safety Summary
39. Safety Details	40. Crash Detail Color Coded
41. Inspections with Shared Equipment	42. Inspection Tabular Details
43. Inspection Summary By Month	44. VIN Inspection Violation Details
45. Inspection History	



Business Address

1156 BEXLEY DR APT D
GREENWOOD, IN
46143

Contact Info

(929)-525-8197
SLRTRANSLLC@GMAIL.COM

FHWA Address

1156 BEXLEY DR APT D
GREENWOOD, IN, 46143
Phone: (929)-525-8197

Mailing Address

1156 BEXLEY DR APT D
GREENWOOD, IN
46143-3307

Overview [ToC](#)

Operating Status: NOT AUTHORIZED Intrastate operations. *Please Note: NOT AUTHORIZED does not apply to Private or
2 other companies viewed this DOT in the past two months
Crash/PU ratio: 0.0%
Clean Inspection ratio: No inspections

Estimated BASIC Scores

	Unsafe Driving	Hours of Service	Driver Fitness	Controlled Sub. and Alcohol	Vehicle Maintenance	HM Compliance	Crash
Relative Scores	No data						
Alert Status	No data						



Estimated Inspection Selection System (ISS) Score: 65
Category: Optional Inspect

* The Estimated ISS score is based on Insufficient Data Algorithm *

BASIC Scores History [ToC](#)

No Data

BASIC Measures: Violation Points per Inspection Trends [ToC](#)

No inspection violations

BASIC Measures * - Table [ToC](#)

UD-Unsafe Driving, HOS-Hours of Service, DF-Driver Fitness, CS-Controlled Substances, VM-Vehicle Maintenance

No data for BASIC Measures by Cargo Group

Estimated ISS Score History - Table [ToC](#)

Date	Estimated ISS Score	Recommendation	Algorithm
------	---------------------	----------------	-----------



Investigation Results [ToC](#)

DOT Number not found on FMCSA

Penalties History [ToC](#)

There is a problem with the Penalties data on FMCSA website.

Acute Critical Violations (Based on Investigations as per CSA Methodology Appendix A) [ToC](#)

No Data

No red flag violations in the last 24 months

DOT Registration Information: The following information on this specific DOT # is from the Federal DOT (as of Operating Authority

DOT Registration: 04/03/2025		Total Power Units: 1		Total Trucks: 1		Total Trailers: 1		Total Passenger Vehicles: 0	
Status	Entity Type	Organization Type	Nation	Total Cars		Drivers / CDL Drivers			
A	C	-	US	0		1 / 1			
MCS-150 Date	Op Codes	Shipper Op Codes	Shipper HazMat Op Codes	Latest Review Type		Latest Review Document Number(Date)			
04/03/2025	A					()			
MCS-150 Mileage (Year)	Record Update Date	Transports Hazmats	DOT Census Date	Recordable Accident Rate		Preventable Accident Rate			
()*	04/03/2025	N		0%		0%			
MCS-151 Mileage	Safety Rating (Date)	SEA Accident	SEA Driver	SEA Vehicle		SEA Management			
0	None (None)	0%	0%	0%		0%			
Classification Codes		Cargo Carried (per MCS-150)							
Authorized-For-Hire									

DOT MCS-150 History [ToC](#)

(as of 04/07/2025 DOT census)

Census Date	MCS-150 Date	MCS-150 Mileage	VMU Year	Power Units	Drivers	Trailers	Company Rep1	Company Rep2	Email
4/7/2025	4/3/2025	0		1	1	-	GURWINDER SINGH		SLRTRANSLLC@GMAIL.COM

Crash Summary Chart [ToC](#)Crashes Summary - Chart (based on all available crash data)

No Data

Crashes Summary - Table (based on all available crash data) [ToC](#)

	TOTAL	Last 6 months	7-12 months	13-18 months	19-24 months	25-30 months	30-36 months	37-41 months	42-48 months	Over 49 months
Total Reportable	0	0	0	0	0	0	0	0	0	0
Fatalities	0	0	0	0	0	0	0	0	0	0
Injuries	0	0	0	0	0	0	0	0	0	0
Tow Away	0	0	0	0	0	0	0	0	0	0
With Citations	0	0	0	0	0	0	0	0	0	0
Federal Recordable	0	0	0	0	0	0	0	0	0	0
Preventable	0	0	0	0	0	0	0	0	0	0
Crash per Pwr Unit	-	0.0%	0.0%	0.0%	0.0%	0.0%	0.0%	0.0%	0.0%	-



Inspection Summary **ToC**

The following inspection information is based on results for 24 months prior to: 04/28/2025. Please note that the total inspections number is not necessarily the total of the vehicle, driver and hazmat inspections, as one inspection may have included any combination of the below inspections.

Overall	Vehicle	Driver	Hazmat
(Please note that the total inspections number is not necessarily the total of the vehicle, driver and hazmat inspections, as one inspection may have included any combination of the below inspections) Total Inspections: 0 Total Out of Service: 0 Out of Service: 0% National Average: 21.01% Difference: -21.01%	Total Inspections: 0 Total Out of Service: 0 Out of Service: 0.00% National Average: 25.19% Difference: -25.19%	Total Inspections: 0 Total Out of Service: 0 Out of Service: 0.00% National Average: 6.59% Difference: -6.59%	Total Inspections: 0 Total Out of Service: 0 Out of Service: 0.00% National Average: 2.96% Difference: -2.96%

KPI: Inspection Viol OOS Rates by Cargo Group **ToC**

Cargo Group	OVERALL		VEHICLE		DRIVER		HAZMAT	
	Average	Compared to Average	Average	Compared to Average	Average	Compared to Average	Average	Compared to Average
SLR TRANS LLC	0%		0%		0%		0%	
No data								

FHWA Registration Information: The following data on this Motor Carrier is from the Federal Hwy Administration (as of 4/23/2025)

Docket Number	DOT Number	Company Name	DBA Name	Address	City	State	Country	ZIP Code
MC1721495	4388897	SLR TRANS LLC		1156 BEXLEY DR APT D	GREENWOOD	IN	US	46143
Phone Number	Fax Number	Mail Address	Mail City	Mail State	Mail Contry	Mail ZIP Code	Mail Phone Number	Mail Fax Number
(929)-525-8197		1156 BEXLEY DR APT D	GREENWOOD	IN	US	46143-3307		
Date of Last Change	Freight	Passenger	Household Goods	Active Authority	Pending Authority	Revocation Pending Authority		
4/23/2025	Y	N	N	/	/ Common /	/		

Insurance Required (as of 04/30/2025) **ToC**

Docket Number	Insurance Type	Insurance Required	Insurance on File
MC1721495	BIPD	\$750k	\$0k
MC1721495	Cargo	No	No
MC1721495	Bond	No	No

Active / Pending Insurance (as of 04/30/2025)

No Data

Insurance History (as of 04/30/2025)

No Data for Insurance History (as of 04/30/2025)



FHWA Authorities (as of 04/30/2025) ToC								
Docket#	L&I Name	Active Authority	Inactive Authority	Pending Authority	Revocation Pending Authority	Freight	Passenger	Household Goods
MC1721495	SLR TRANS LLC			Common /		Yes	No	No

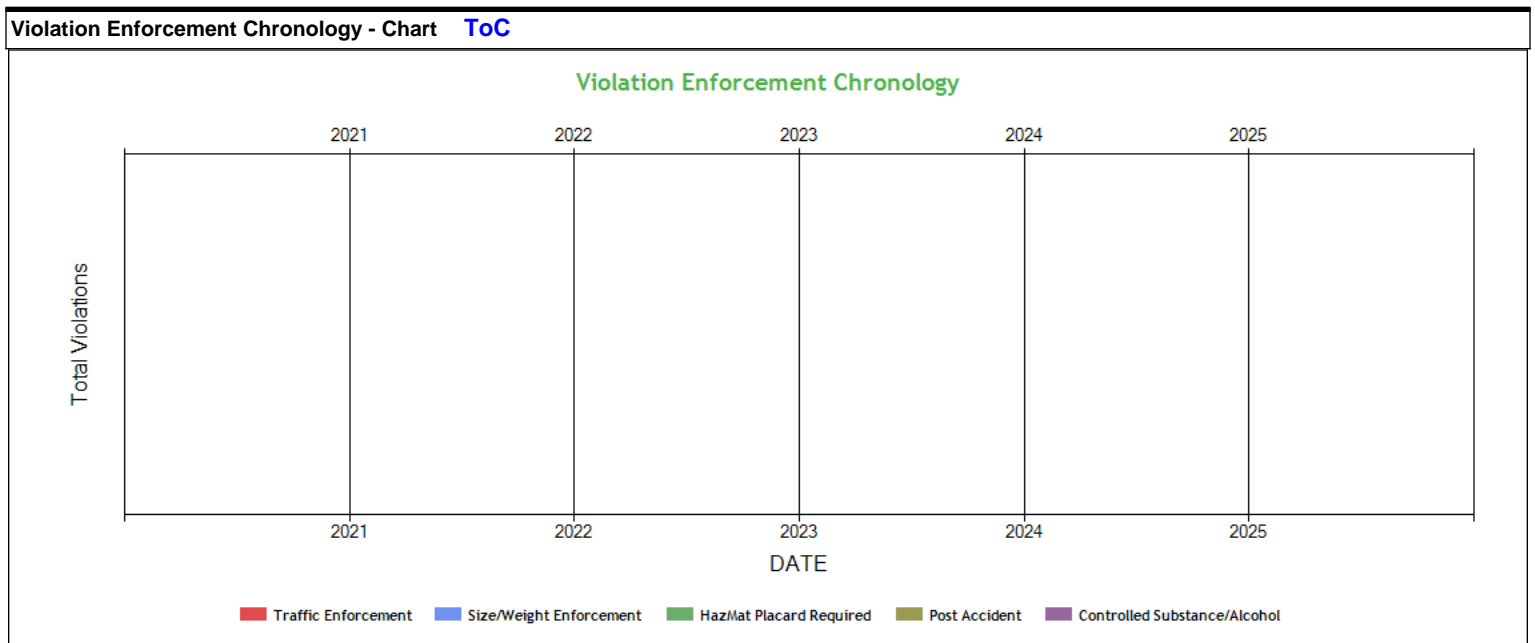
Authority History (as of 04/30/2025)
No Data for Authority History (as of 04/30/2025)

Severe Violations (i.e. those with >= 8 points) - Chart ToC
No Data

Severe Violations (i.e. those with >= 8 points) - Table
No Data

No data for Violation Report [ToC](#)

No data for Violation Summary

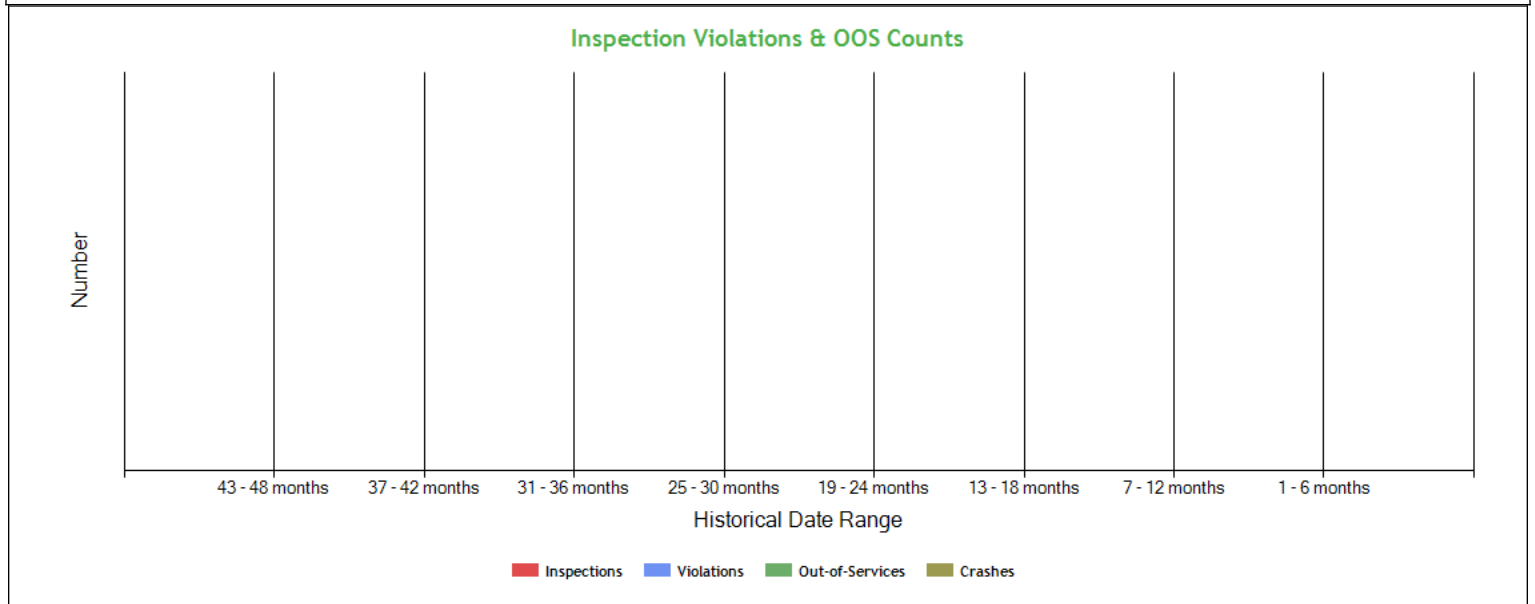




Violation Enforcement Chronology - Table [ToC](#)

	2021	2022	2023	2024	2025
Traffic Enforcement	0	0	0	0	0
Size/Weight Enforcement	0	0	0	0	0
HazMat Placard Required	0	0	0	0	0
Post Accident	0	0	0	0	0
Controlled Substance/Alcohol	0	0	0	0	0

Inspection Violations & OOS Counts - Chart [ToC](#)



Inspection Violations & OOS Counts - Table [ToC](#)

Date Range	Inspections	Violations	Out-of-Services	Crashes
TOTAL	0	0	0	0
1 - 6 months	0	0	0	0
7 - 12 months	0	0	0	0
13 - 18 months	0	0	0	0
19 - 24 months	0	0	0	0
25 - 30 months	0	0	0	0
31 - 36 months	0	0	0	0
37 - 42 months	0	0	0	0
43 - 48 months	0	0	0	0

Radius of Operation (based on Inspections and Crashes during the past 3 years) [ToC](#)

No Data

Inspection & Crash Locations - Chart [ToC](#)

No Data

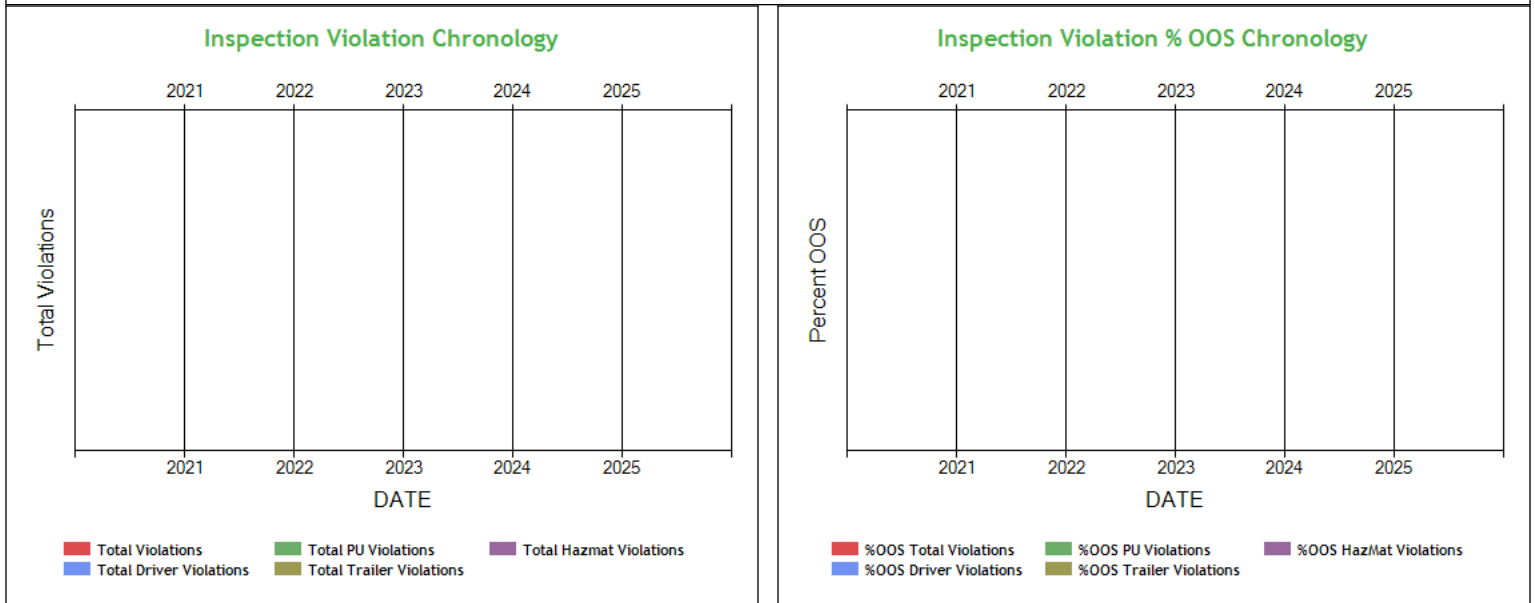


Inspection & Crash Locations - Table [ToC](#)

No Data

No hot spot data in the last 12 months

Inspection Violation % OOS Chronology - Chart [ToC](#)



Inspection Violation % OOS Chronology - Table [ToC](#)

	2021	2022	2023	2024	2025
Total Violations	0	0	0	0	0
Total Out Of Services	0	0	0	0	0
%OOS Total Violations	0	0	0	0	0
Total Driver Violations	0	0	0	0	0
Total Driver Out Of Services	0	0	0	0	0
%OOS Driver Violations	0	0	0	0	0
Total PU Violations	0	0	0	0	0
Total PU Out Of Services	0	0	0	0	0
%OOS PU Violations	0	0	0	0	0
Total Trailer Violations	0	0	0	0	0
Total Trailer Out Of Services	0	0	0	0	0
%OOS Trailer Violations	0	0	0	0	0
Total Hazmat Violations	0	0	0	0	0
Total Hazmat Out Of Services	0	0	0	0	0
%OOS HazMat Violations	0	0	0	0	0

Percent of Insp & Crash by State - Chart [ToC](#)

No Data



Percent of Insp & Crash by State - Table (based on Inspection data from the last 4 years) [ToC](#)

State	Inspections		Violations		Out-of-Services		Crashes	
	Total	Percent	Total	Percent	Total	Percent	Total	Percent
	0	100	0	100	0	100	0	100

VIN Insp Summary by State (based on inspection from the last 2 years) [ToC](#)

No data

Violations By Unit Type [ToC](#)

of Violations: 0 Total Severity: 0

Equipment Ownership [ToC](#)Equipment Ownership (based on MCS-150 dated 4/3/2025)

	Trucks	Tractors	Trailers	Motor Coaches	Vans
Owned	0	1	1	0	0
Term Leased	0	0	0	0	0
Trip Leased	0	0	0	0	0
Total No.	0	1	1	0	0

No Equipment Details data

No Vehicle Age data

States of Power Unit Registrations (based on Inspection results for the last 4 years) [ToC](#)

No Data

Equipment Acquisitions - Table [ToC](#)

	Power Units inspected for 1st time in past 12 months	Power Units inspected for 1st time in past 24 months	Power Units inspected during entire date range	Trailers inspected for 1st time in past 12 months	Trailers inspected for 1st time in past 24 months	Trailers inspected during entire date range
Unique VINs	0	0	0	0	0	0
Unique License Plates	0	0	0	0	0	0
License Plate States	0	0	0	0	0	0

Driver Details [ToC](#)Driver Details (based on MCS-150 dated 4/3/2025)

	Within 100 mi	Beyond 100 mi	TOTAL
# Drivers Interstate	0	1	0
# Drivers Intrastate	0	0	0
TOTAL	0	1	/

Avg. # Trip Lease Drivers/Mo: 0 # Drivers Grand Total: 1 # Drivers Commercially Licensed: 1

Shared VIN Summary [ToC](#)

No Data



Carrier Software
1-800-646-5152
info@CarrierSoftware.com

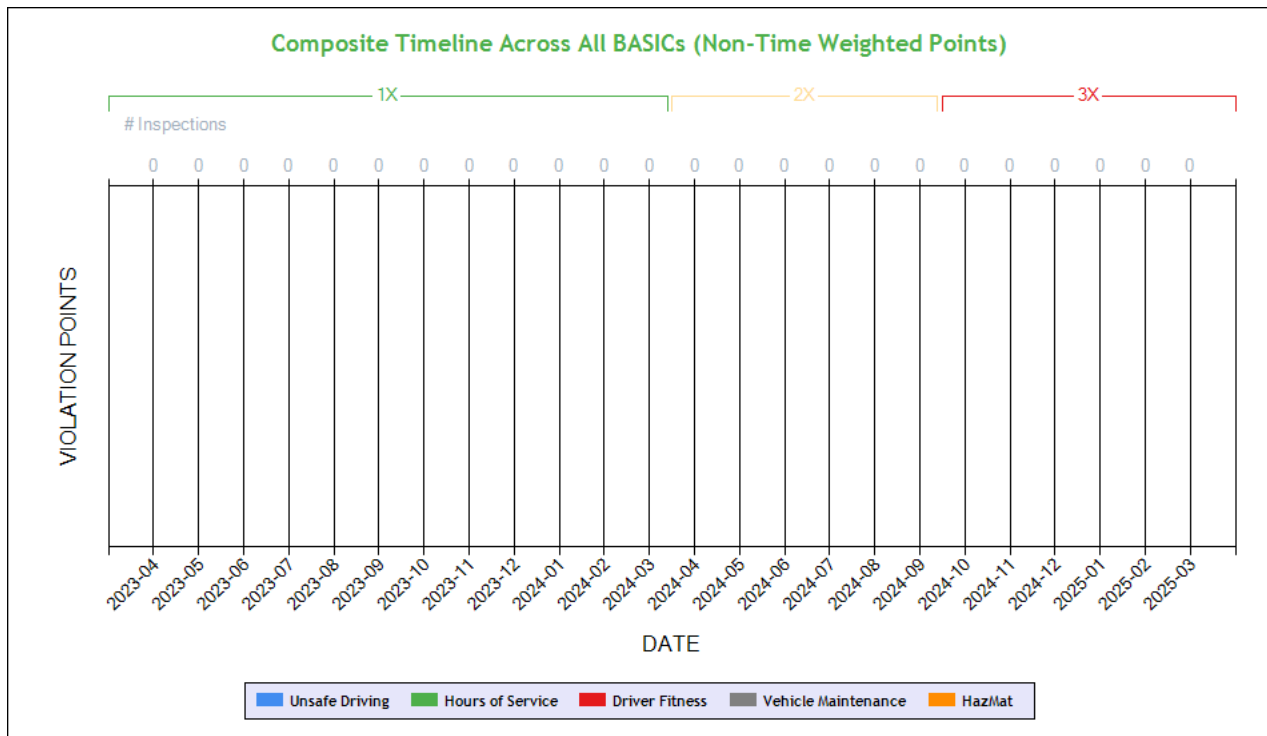
CONFIDENTIAL - Intended for use by Amerigo Insurance Agency - Date:
4/30/2025

SLR TRANS LLC - DOT# 4388897 / MC1721495

SHIPPERS DETAIL **ToC** based on Inspection results for the last 4 years

No Data

Carrier Underwriting Report Safety Summary [ToC](#)



Time-Weighted Violation Points - no data available to draw a chart

Time-Weighted Violation Points by Vehicle - no data available to draw a chart

See the Excel file for the complete analysis

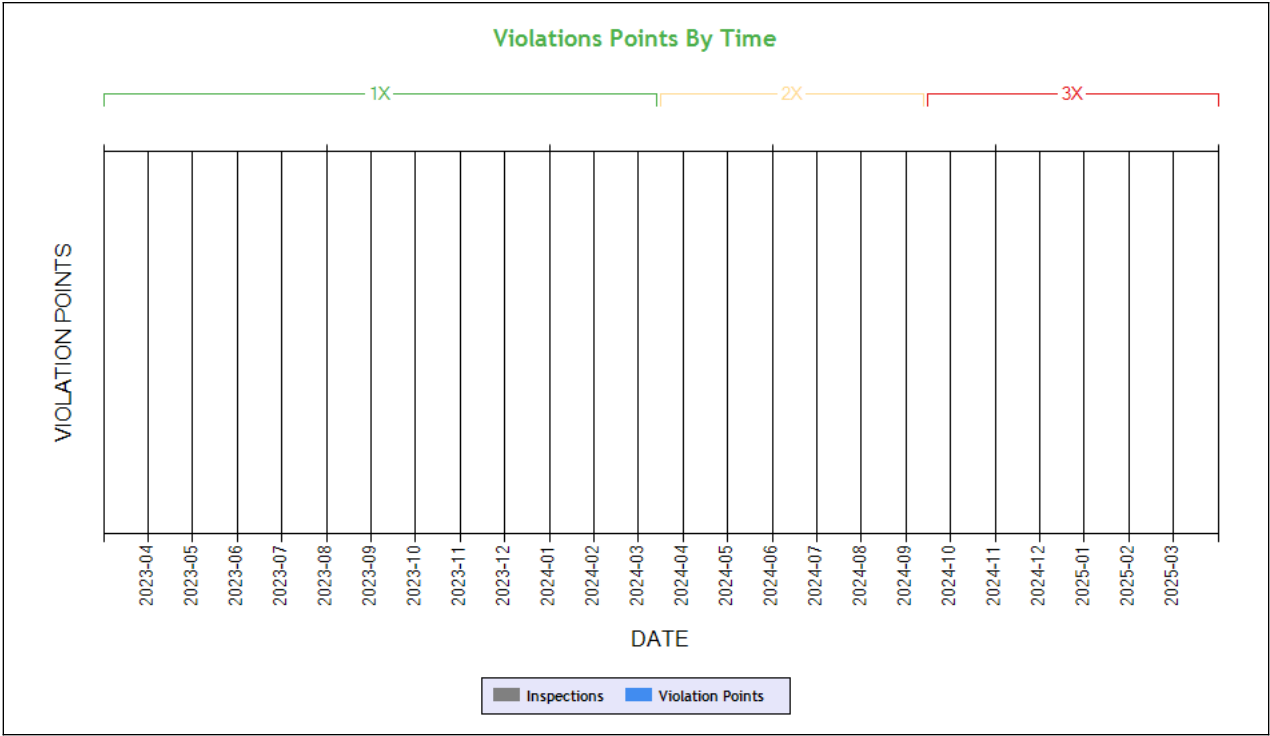
Violations is in (1-6/7-12/13-24mo)

Shaded = Out Of Service Violation		
Violation Group		
Violation Description	Total Time-weighted Points by VIN	% of Total Time-weighted Points by VIN
Driver Resp		
Total Time-weighted Points		
% Total Time-Wt Pts		



SAFETY ANALYSIS ToC

Unsafe Driving



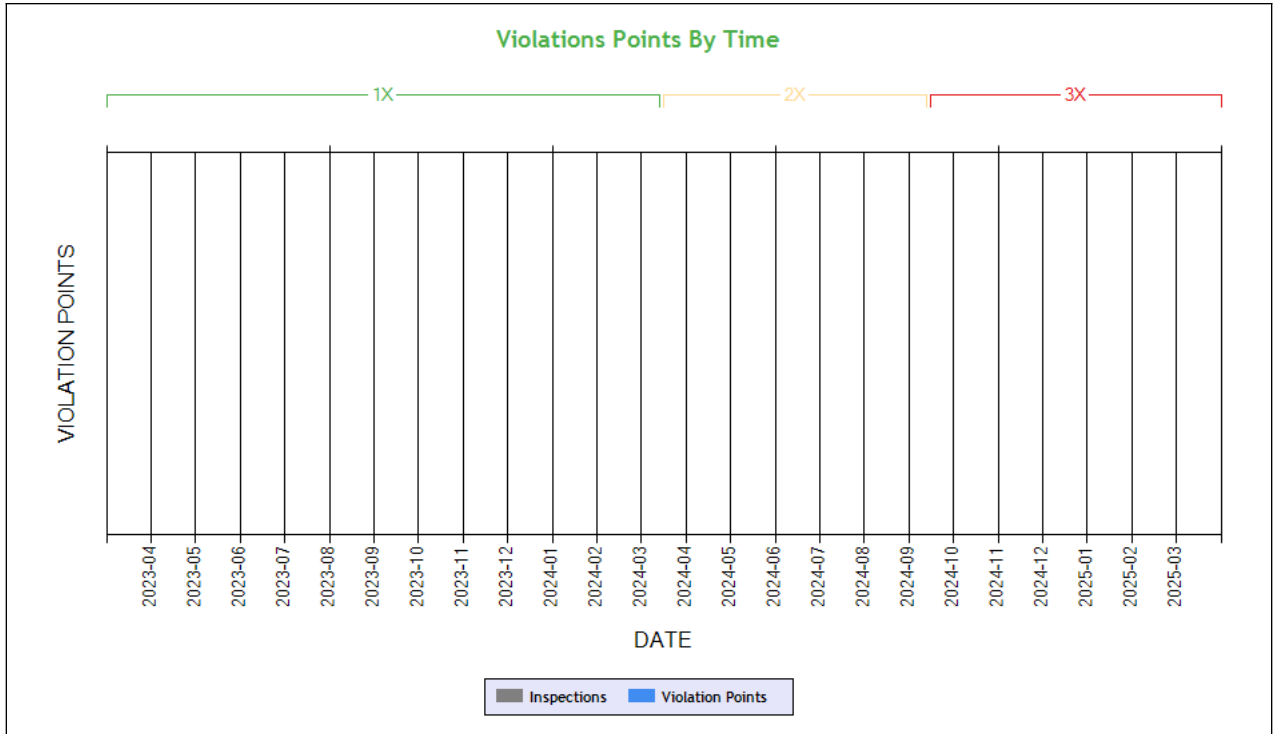
Time-Weighted Violation Points - no data available to draw a chart
Time-Weighted Severity Points by Vehicle - no data available to draw a chart

See the Excel file for the complete analysis # Violations is in (1-6/7-12/13-24mo)

Shaded = Out Of Service Violation		
Violation Group		
Violation Description	Total Time-weighted Points by VIN	% of Total Time-weighted Points by VIN
Driver Resp		
Total Time-weighted Points		
% Total Time-Wt Pts		

HOS Compliance

Time-Weighted Violation Points - no data available to draw a chart
Time-Weighted Severity Points by Vehicle - no data available to draw a chart



Carrier Software
 1-800-646-5152
 info@CarrierSoftware.com

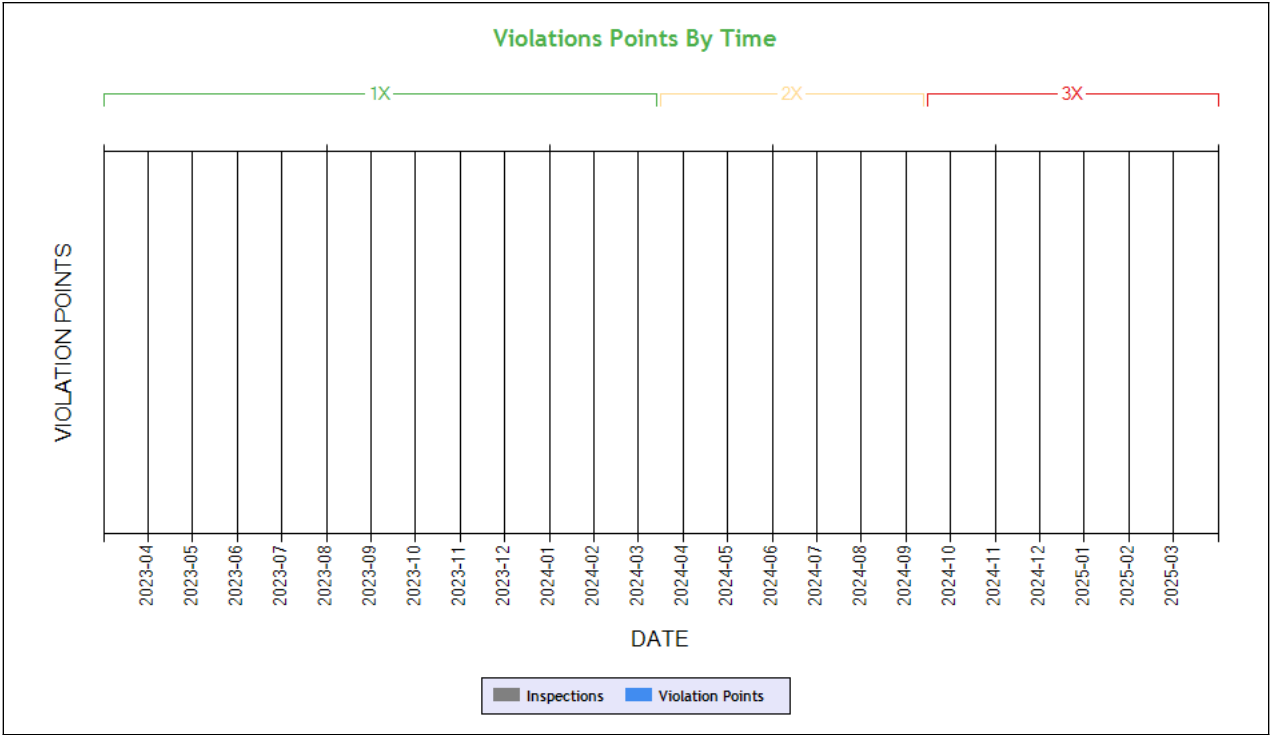
CONFIDENTIAL - Intended for use by Amerigo Insurance Agency - Date: 4/30/2025
 SLR TRANS LLC - DOT# 4388897 / MC1721495

See the Excel file for the complete analysis # Violations is in (1-6/7-12/13-24mo)

Shaded = Out Of Service Violation		
Violation Group		
Violation Description	Total Time-weighted Points by VIN	% of Total Time-weighted Points by VIN
Driver Resp		
Total Time-weighted Points		
% Total Time-Wt Pts		



Driver Fitness



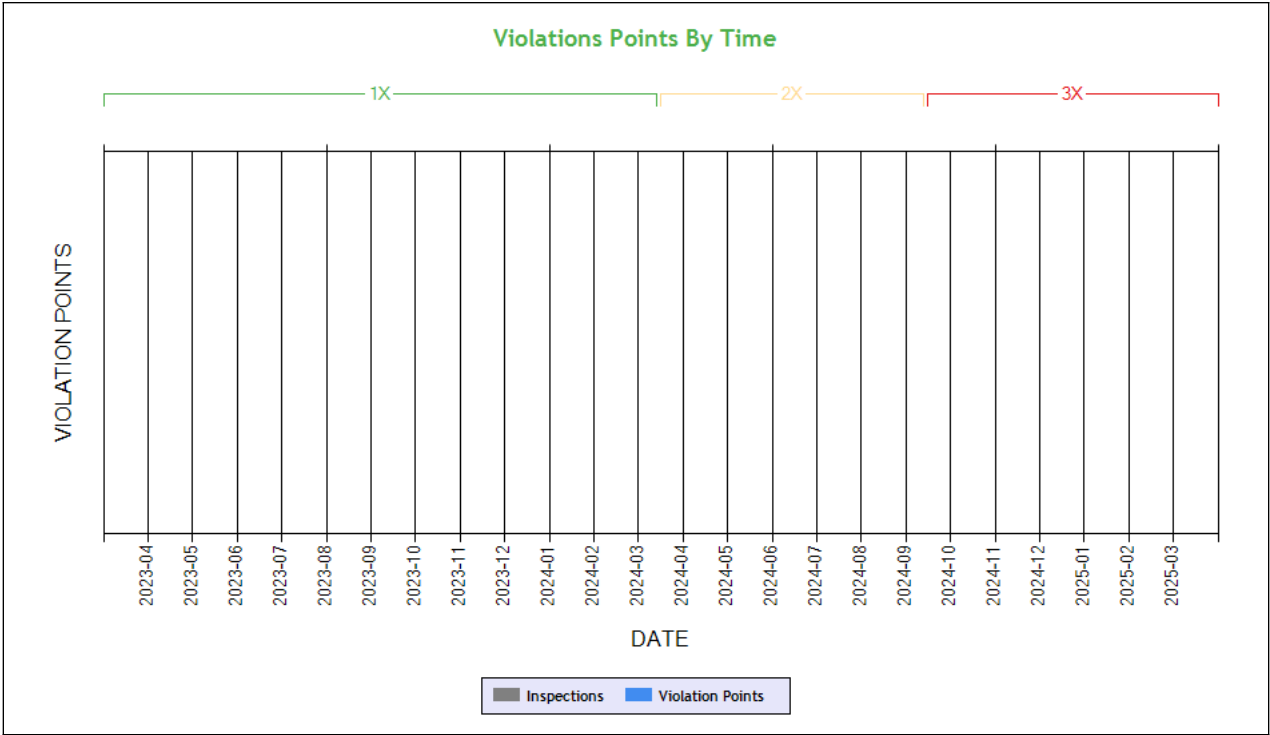
Time-Weighted Violation Points - no data available to draw a chart
Time-Weighted Severity Points by Vehicle - no data available to draw a chart

See the Excel file for the complete analysis # Violations is in (1-6/7-12/13-24mo)

Shaded = Out Of Service Violation		
Violation Group		
Violation Description	Total Time-weighted Points by VIN	% of Total Time-weighted Points by VIN
Driver Resp		
Total Time-weighted Points		
% Total Time-Wt Pts		



Vehicle Maintenance



Time-Weighted Violation Points - no data available to draw a chart
Time-Weighted Severity Points by Vehicle - no data available to draw a chart

See the Excel file for the complete analysis # Violations is in (1-6/7-12/13-24mo)

Shaded = Out Of Service Violation		
Violation Group		
Violation Description	Total Time-weighted Points by VIN	% of Total Time-weighted Points by VIN
Driver Resp		
Total Time-weighted Points		
% Total Time-Wt Pts		

COLOR CODED CRASH TABLE ToC

No crashes have been reported by the DOT on this Motor Carrier
INSPECTIONS WITH SHARED EQUIPMENT:
No Data



Carrier Software
1-800-646-5152
info@CarrierSoftware.com

CONFIDENTIAL - Intended for use by Amerigo Insurance Agency - Date:
4/30/2025

SLR TRANS LLC - DOT# 4388897 / MC1721495

INSPECTION DETAILS for ALL Inspections

No Data

No data for Inspection Summary By Month

No data for Inspection Summary By Month

No Inspection History